


2017



CRIME
IN
KENTUCKY



Matthew G. Bevin
Governor

KENTUCKY STATE POLICE
919 VERSAILLES ROAD
FRANKFORT, KY 40601
Phone: (502) 782-1800
www.kentuckystatepolice.org

John C. Tilley
Secretary

Richard W. Sanders
Commissioner

Crime in Kentucky recipient:

Enclosed is your copy of *Crime in Kentucky – 2017*. This publication would not have been possible to produce without the continued cooperation of all Kentucky Law Enforcement Agencies.

Questions concerning this annual publication or statistics provided by your individual law enforcement agency should be directed to the Program Coordinator of the Kentucky State Police Uniform Crime Reporting section at 502-227-8700.

These statistics will also be available in the future on the Kentucky State Police website at www.kentuckystatepolice.org

Respectfully,

A handwritten signature in black ink, appearing to read "Capt. L.C. Newton, Jr.", written over a horizontal line.

Captain L.C. Newton, Jr.
Kentucky State Police
Criminal Identification & Records Branch

Enclosure

CRIME IN KENTUCKY

COMMONWEALTH OF KENTUCKY
2017 CRIME REPORT

MATTHEW G. BEVIN
GOVERNOR

RICHARD W. SANDERS
COMMISSIONER
KENTUCKY STATE POLICE

TABLE OF CONTENTS

MESSAGE FROM THE GOVERNOR	vi
LETTER OF TRANSMITTAL, COMMISSIONER, KENTUCKY STATE POLICE	vii
DEDICATION	viii
KENTUCKY CRIME FACTS	x
KENTUCKY'S UNIFORM CRIME REPORTING	1
KENTUCKY UNIFORM CRIME REPORTING SYSTEM	3
STATE OFFENSE DATA	4
OFFENSE DATA - COLLEGES AND UNIVERSITIES	5
CITIES OVER 10,000 IN POPULATION - GROUP A OFFENSES	6
TOTAL POPULATION BY COUNTY MAP	8
CLEARANCE RATES	9
ANIMAL CRUELTY	10
ARSON	12
ASSAULT OFFENSES	14
BRIBERY	16
BURGLARY / BREAKING AND ENTERING	18
COUNTERFEITING / FORGERY	20
DESTRUCTION / DAMAGE / VANDALISM OF PROPERTY	22
DRUG / NARCOTIC OFFENSES	24
EXTORTION / BLACKMAIL	26
FRAUD OFFENSES	28
GAMBLING OFFENSES	30
HOMICIDE OFFENSES	32
HUMAN TRAFFICKING	34
KIDNAPPING / ABDUCTION	36
LARCENY / THEFT OFFENSES	38

TABLE OF CONTENTS

VALUE OF PROPERTY STOLEN / RECOVERED	39
MOTOR VEHICLE THEFT	41
PORNOGRAPHY / OBSCENE MATERIAL	43
PROSTITUTION	45
ROBBERY	47
SEX OFFENSES (FORCIBLE)	49
SEX OFFENSES (NON-FORCIBLE)	51
STOLEN PROPERTY	53
WEAPON LAW VIOLATIONS	55
OFFENSES BY COUNTY AND AGENCY - REPORTED AND CLEARED	57
PROGRAMS OF INTEREST	317
DOMESTIC VIOLENCE	318
HATE / BIAS CRIME	320
DRIVING UNDER THE INFLUENCE	323
DUI ARRESTS BY AGE, SEX, AND RACE	324
DUI CONVICTIONS BY COUNTY	328
STATE ARREST DATA	332
STATE ARREST DATA - GROUP A & B OFFENSES	333
2017 TOTAL ARRESTS BY AGE	334
2017 TOTAL ARRESTS BY SEX	335
2017 TOTAL ARRESTS BY RACE	336
TOTAL ARRESTS BY COUNTY - ADULT AND JUVENILE	337

TABLE OF CONTENTS

2017 DRUG ARRESTS	380
BY AREA DEVELOPMENT DISTRICT AND DRUG TYPE	381
BY COUNTY AND DRUG TYPE	382
METHAMPHETAMINE LAB RESPONSE GRAPH	386
LAW ENFORCEMENT EMPLOYEES	388
MUNICIPAL POLICE DEPARTMENTS	389
SHERIFF'S DEPARTMENTS	395
COUNTY POLICE DEPARTMENTS	397
DRUG TASK FORCES	398
OTHER LAW ENFORCEMENT AGENCIES	398
COLLEGES / SCHOOLS / UNIVERSITIES	399
STATE AGENCIES	400
LAW ENFORCEMENT OFFICERS KILLED OR ASSAULTED	401
ELECTRONIC FINGERPRINTS	403
GLOSSARY	406

MAP LOCATIONS

8- Population	31- Gambling	54- Stolen Property Offenses
11- Animal Cruelty	33- Homicide	56- Weapon Law Violations
13- Arson	35- Human Trafficking	316- Group-A Offenses
15- Assault	37- Kidnapping/Abduction	322- Hate Bias Crimes
17- Bribery	40- Larceny/Theft	327- DUI Arrests
19- Burglary/Breaking & Entering	42- Motor Vehicle Theft	331- DUI Convictions
21- Counterfeiting/Forgery	44- Pornography/Obscene Material	378- Group-A Arrests
23- Damage/Destruction of Property	46- Prostitution	379- Group-B Arrests
25- Drug/Narcotics Offenses	48- Robbery	385- Drug Law Arrests
27- Extortion/Blackmail	50- Sex Offenses (Forcible)	387- Methamphetamine Labs
29- Fraud	52- Sex Offenses (Non-Forcible)	



**COMMONWEALTH OF KENTUCKY
OFFICE OF THE GOVERNOR**

**MATTHEW G. BEVIN
GOVERNOR**

**700 CAPITOL AVENUE
SUITE 100
FRANKFORT, KY 40601
(502) 564-2611
FAX: (502) 564-2517**

My Fellow Kentuckians:

The report you are about to read gives an account of serious crimes committed in Kentucky throughout 2017. Each criminal act is a stain on the beauty and integrity of the Commonwealth. In order for Kentucky to be the best possible version of itself, we must focus our energy on preventing crime and developing effective strategies to combat criminal acts.

On the front lines of the fight against crime are our law enforcement officials. The world we live in is unpredictable, at best, and I pray for the safety of those who wear a badge others don't want to put on. I urge you to support our law enforcement officials as they make a daily decision to lay aside their own needs to serve others.



We owe a tremendous debt of gratitude for their protection and service, but the fight against crime in our communities should not begin and end with law enforcement. It should be a priority of all citizens to become actively involved in crime prevention. The information contained in this report is a useful resource for all Kentuckians.

As citizens, we should take our state motto to heart: "United We Stand, Divided We Fall." Together, we must take pride in our Commonwealth. Although there will be challenges in the years to come, with the help of citizens like you, we can make Kentucky not only the greatest, but safest version of itself. United, we can create a Kentucky that shines like a beacon for the entire world to see and emulate.

Sincerely,

Matthew G. Bevin
Governor



KENTUCKY STATE POLICE

919 VERSAILLES ROAD

FRANKFORT, KENTUCKY 40601

WWW.KENTUCKYSTATEPOLICE.ORG

MATTHEW G. BEVIN
GOVERNOR

JOHN C. TILLEY
SECRETARY

RICHARD W. SANDERS
COMMISSIONER

The Honorable Matthew G. Bevin
Governor of Kentucky
The Capitol
Frankfort, Kentucky 40601

Dear Governor Bevin:

In accordance with Chapter 17 of the Kentucky Revised Statutes, I am pleased to submit to you and the citizens of Kentucky, the 48th annual Crime in Kentucky Report.

It should be noted that these crime statistics could not have been accurately compiled without the dedication and cooperation of all law enforcement agencies throughout the Commonwealth.

The Kentucky State Police pledges its continued support to improving the quality, accuracy, and timeliness of Kentucky's Uniform Crime Reporting System.



Respectfully submitted,

Richard W. Sanders
Commissioner

DEDICATION

This 2017 Crime in Kentucky Report is dedicated to:

Nicholas Aniceto Rodman
Louisville Police Department

**WHO PAID THE SUPREME SACRIFICE OF HIS LIFE
ON BEHALF OF THE CITIZENS
OF THE COMMONWEALTH OF KENTUCKY**



Police Officer Nicholas Aniceto Rodman

On March 28, 2017 Officer Nick Rodman sustained fatal injuries during a collision that occurred while in a vehicle pursuit.

Officer Rodman received a call of gunshots fired during a domestic incident and was joining other officers in pursuit of the suspect when his patrol car was, tragically, struck by the suspect's vehicle.

Officer Rodman was transported by his fellow officers to University of Louisville Hospital, where, after a brave fight, he succumbed to his injuries on March 29, 2017.

Officer Rodman served with the Louisville Metro Police Department for three years and is survived by his wife, two children, and his parents. His father, Officer George Rodman, and brother, Officer Andrew Rodman, also serve with the Louisville Metro Police Department.

2017

KENTUCKY CRIME FACTS

- 282,360 serious crimes reported in 2017.
- A serious crime was committed every approximately every 2 minutes.
- Homicide offenses were committed approximately every 19 hours.
- Firearms were used in 58% of all homicides.
- Motor vehicle thefts were committed approximately every 48 minutes.
- Forcible sex offenses were committed approximately every 1.75 hours.
- Robbery was committed approximately every 3 hours.
- 43% of violent crimes were cleared by an arrest.
- 1,686 police officers were assaulted.
- 19% of property crimes were cleared by an arrest.
- Property crimes outnumbered violent crimes by 3.8 to 1.
- There were 23,357 counts of DUI violations.
- There were 107,736 counts of drug violations.
- Arrests for crimes in 2017 totaled 504,580 counts.



**KENTUCKY'S
UNIFORM
CRIME
REPORTING
SYSTEM**

KENTUCKY'S UNIFORM CRIME REPORTING SYSTEM

Prior to July 1, 1987, Kentucky's Uniform Crime Reporting System was based on the accumulation of a monthly summary of criminal offenses and arrests by state and local law enforcement agencies. The data submitted was sufficient for broad analysis of general crime trends, however, it did not provide necessary tools for detailed studies required to meet the needs of criminal justice professionals, the law enforcement community, and Kentucky Legislators. **After July 1, 1987**, law enforcement agencies began a transition to "incident" information, which differed from "summary" in that it provided full detail crime specifics. This marked the beginning of Kentucky's Incident Based Reporting System, which required the submission of either the Uniform Offense Report (UOR1) or the uniform data elements as contained in the statewide database. The state has been certified for National Incident Based Reporting System (NIBRS) reporting, which is already taking place in the majority of law enforcement agencies within Kentucky. As more agencies become technologically able to submit incident based information, our crime data will become more complete – thus greatly enhancing our query capabilities.

2011

Previous versions of the Crime in Kentucky publication have provided data in the format of Part I and Part II crimes. Part I crimes consisted of 8 offense categories that were considered to be serious crimes. These were listed on individual offense pages and statistical information was provided with regard to the particular offense. In an effort to reflect the standards of reporting and information gathering that the FBI uses when compiling data, the Kentucky State Police repository moved in 2011 from a Part I and II crime reporting format to a Group-A and Group-B format.

2015

Publications for the years spanning 2011 through 2014 did not include summary agency data in Group-A and Group-B format due to the differing crime categories. For these statistical books, this information was provided in a separate location from the IBR agency data, and placed in a "Summary Agency" section provided in Part-I/Part-II format. Those remaining agencies that submitted data in Summary format have since moved to NIBRS reporting and are now included with the rest of the IBR data. The Summary section has been removed as a result with the caveat that a single agency remains Summary. This remaining agency, however, only reports Arson offenses and therefore was able to be added accurately with the rest of the IBR data.

2016

In 2016, the categories of Animal Cruelty and Human Trafficking were added to the Group-A offenses list.

Group-A

Like Part-I offense categories, Group-A categories comprise the more serious crimes, such as Homicide, Robbery, and Arson, yet expands the number collected compared to Part-I. Many of the offense categories carry subcategories that break down crimes even further. As an example: Aggravated Assault, Simple Assault, and Intimidation all fall under the Assault Offense category. Impersonation, Welfare Fraud, and Wire Fraud would all fall under the Fraud Offense category.

Group-B

Group-B Crimes consist of the less severe offenses such as Trespassing, Drunkenness, and Disorderly Conduct, as well as, All Other Offenses for those Group-B crimes that do not fall directly into a specified offense.

Note

The offenses listed in this publication match the FBI's Group-A and B categories, less those that Kentucky does not recognize. For example, the FBI has a category for Embezzlement, however, Kentucky does not have a violation code for embezzlement and instead sees this as a theft offense, therefore, these categories have not been included.

STATE OFFENSE DATA

Group-A Offenses		Offenses Reported		
Classification	2016	2017	Increase or Decrease	% of Total Offenses
Animal Cruelty	449	853	89.98%	0.30%
Arson	778	518	-33.42%	0.18%
Assault Offenses	41,823	41,724	-0.24%	14.78%
Bribery	85	72	-15.29%	0.03%
Burglary/Breaking and Entering	21,989	20,469	-6.91%	7.25%
Counterfeiting/Forgery	7,050	8,051	14.20%	2.85%
Destruction/Damage/Vandalism of Property	25,231	23,637	-6.32%	8.37%
Drug/Narcotic Offenses	59,887	66,157	10.47%	23.43%
Extortion/Blackmail	66	54	-18.18%	0.02%
Fraud Offenses	12,363	11,824	-4.36%	4.19%
Gambling Offenses	18	34	88.89%	0.01%
Homicide Offenses	474	459	-3.16%	0.16%
Human Trafficking	43	44	2.33%	0.02%
Kidnapping/Abduction	994	983	-1.11%	0.35%
Larceny/Theft Offenses	77,588	75,518	-2.67%	26.75%
Motor Vehicle Theft	10,620	10,845	2.12%	3.84%
Pornography/Obscene Material	3,018	2,187	-27.53%	0.77%
Prostitution Offenses	424	340	-19.81%	0.12%
Robbery	3,623	3,010	-16.92%	1.07%
Sex Offenses (Forcible)	5,050	5,021	-0.57%	1.78%
Sex Offenses (Non-Forcible)	582	508	-12.71%	0.18%
Stolen Property Offenses (Receiving, etc.)	4,531	5,207	14.92%	1.84%
Weapon Law Violations	3,895	4,845	24.39%	1.72%
Total Group-A Offenses	280,132	282,360	0.80%	100.00%

The total number of Group A crimes reported by law enforcement agencies in Kentucky during 2017 is shown in the chart above. These overall statistics reflect only offenses reported to or known by the police.

When making comparisons between years, the following should be taken into account: (1) Data is not inclusive of all offenses reported to the police; (2) Increases or decreases in the number of crimes reported can be attributed to a variety of factors, including methods of reporting and tabulating on the part of law enforcement agencies; (3) Differing levels of citizen awareness and their responsibility to report crimes have a direct impact on the number of reports received by police.

OFFENSE DATA COLLEGES AND UNIVERSITIES

GROUP-A	Eastern KY University	Kentucky State University	Morehead University	Transylvania University	Murray St. University	Northern KY University	University of Kentucky	University of Louisville	Western KY University	Total
Animal Cruelty	0	0	0	0	1	0	6	0	0	7
Arson	0	0	0	0	1	0	3	0	0	4
Assault Offenses	38	3	19	1	15	13	151	55	21	316
Bribery	1	0	0	0	0	0	0	0	0	1
Burglary / Breaking and Entering	30	3	17	0	6	0	33	24	7	120
Counterfeiting / Forgery	1	0	2	0	2	10	8	6	1	30
Destruction / Damage / Vandalism of Property	79	2	19	3	27	13	197	85	31	456
Drug / Narcotic Offenses	39	3	15	8	82	50	305	21	26	549
Extortion / Blackmail	3	0	0	0	0	0	1	0	0	4
Fraud Offenses	13	1	4	0	3	5	27	19	4	76
Gambling Offenses	0	0	0	0	0	0	0	0	0	0
Homicide Offenses	0	0	0	0	0	0	0	0	0	0
Human Trafficking	0	0	0	0	0	0	0	0	0	0
Kidnapping / Abduction	1	0	1	0	1	0	3	2	1	9
Larceny / Theft Offenses	180	5	58	18	94	73	574	292	98	1,392
Motor Vehicle Theft	11	2	0	0	0	1	22	11	2	49
Pornography/Obscene Material	0	0	0	0	0	0	2	0	0	2
Prostitution Offenses	0	0	0	0	0	0	0	0	0	0
Robbery	0	0	0	0	0	0	1	11	0	12
Sex Offenses (Forcible)	8	2	7	0	8	8	12	1	7	53
Sex Offenses (Nonforcible)	0	0	0	0	0	0	1	0	0	1
Stolen Property Offenses (Receiving, etc.)	0	1	0	0	7	2	9	3	2	24
Weapon Law Violations	3	0	1	0	4	0	8	0	1	17
TOTAL GROUP-A OFFENSES	407	22	143	30	251	175	1,363	530	201	3,122

*The chart above shows Group-A offenses which were reported by college and university campuses with security/police departments.

KENTUCKY “CRIME INDEX” = 6,339

The crime index, or rate, is used nationally and is derived from the following formula:

Population divided by 100,000 = X

Number of offenses divided by X = Crime Index

Kentucky’s crime index for 2017 is based on the current estimated population of 4.45 million.

**A SERIOUS CRIME OCCURS IN
KENTUCKY APPROXIMATELY
EVERY 2 MINUTES**

Below, Group-A offenses are shown for those cities with over 10,000 in population.

** The crime index number calculated above is based only on Group-A Offense data that was reported to the state.

CITIES	Animal Cruelty Offenses	Arson	Assault Offenses	Bribery	Burglary / Breaking and Entering	Counterfeiting/Forgery	Destruction/Damage/Vandalism of Property	Drug/Narcotic Offenses	Extortion/Blackmail	Fraud Offenses	Gambling Offenses	Homicide Offenses
Ashland	2	1	339	0	138	55	180	573	0	93	0	3
Bardstown	0	1	319	2	220	65	150	988	0	96	0	4
Berea	1	0	228	0	124	31	90	296	0	51	1	1
Bowling Green	18	3	1,389	1	625	541	1,155	1,892	1	380	0	10
Campbellsville	1	5	249	0	189	69	118	361	0	79	0	1
Covington	7	6	802	3	283	88	590	1,849	2	170	0	5
Danville	0	1	224	0	73	67	99	524	0	101	0	4
Elizabethtown	1	7	258	0	209	139	76	842	1	136	0	5
Erlanger	0	0	125	0	43	21	69	389	0	40	0	0
Florence	0	1	417	0	155	138	396	740	1	229	1	2
Fort Thomas	0	1	47	0	18	7	39	189	0	28	0	0
Frankfort	11	10	917	0	279	213	343	868	0	362	0	9
Georgetown	2	9	612	0	188	104	368	573	1	114	0	9
Glasgow	34	0	471	0	169	142	200	864	0	98	9	2
Henderson	0	0	635	0	164	142	330	630	0	108	0	5
Hopkinsville	71	12	544	4	268	192	321	831	0	109	0	2
Independence	0	0	169	0	49	25	65	223	1	59	0	6
Jeffersontown	0	0	82	0	84	22	115	69	1	121	0	0
Lawrenceburg	0	4	88	0	55	19	25	194	0	17	0	3
Lexington	11	47	4,700	3	2,211	789	4,483	4,189	8	1,445	0	33
Louisville	1	7	10,892	8	5,449	792	5,759	11,756	4	3,134	17	112
Lyndon	0	0	3	0	1	0	3	2	0	0	0	0
Madisonville	1	2	289	1	100	89	67	967	1	58	0	2
Mayfield	19	2	416	1	208	58	196	630	2	80	0	11
Mt. Washington	1	0	117	0	55	27	70	174	0	47	0	2
Murray	4	3	347	0	192	73	202	533	2	105	0	2
Newport	0	1	146	0	95	51	188	299	0	43	0	1
Nicholasville	1	4	322	0	271	63	204	493	1	120	0	5
Owensboro	1	10	1,300	0	533	203	829	2,144	0	169	0	10
Paducah	4	7	1,291	1	327	177	581	1,409	3	229	0	2
Radcliff	2	7	462	0	215	66	107	702	2	73	0	9
Richmond	2	6	613	1	382	109	435	1,492	3	205	0	4
Shelbyville	4	3	233	0	113	53	150	331	0	91	0	5
Shepherdsville	5	1	306	0	179	68	174	202	1	87	0	0
Shively	0	0	223	0	115	52	214	30	2	133	0	2
Somerset	2	4	216	0	180	116	71	509	0	154	0	2
St. Matthews	2	0	164	1	97	21	124	149	0	101	0	1
Winchester	0	9	520	0	267	44	252	547	0	129	0	1
Total	208	174	30,475	26	14,323	4,931	18,838	39,453	37	8,794	28	275

CONTINUED

Group-A offenses are shown for those cities with over 10,000 in population.

CITIES	Human Trafficking Offenses	Kidnapping/Abduction	Larceny/Theft Offenses	Motor Vehicle Theft	Pornography/Obscene Material	Prostitution Offenses	Robbery	Sex Offenses, Forcible	Sex Offenses, Non-Forcible	Stolen Property Offenses (Receiving, etc.)	Weapon Law Violations	Total
Ashland	0	3	859	66	14	5	4	40	8	55	15	2,453
Bardstown	0	9	603	88	21	1	9	44	2	88	41	2,751
Berea	0	9	338	54	37	0	11	20	4	29	12	1,337
Bowling Green	3	37	3,652	249	173	5	92	178	16	170	120	10,710
Campbellsville	0	5	427	44	4	0	4	33	3	17	25	1,634
Covington	2	16	1,082	142	25	73	89	84	7	129	95	5,549
Danville	0	7	226	20	23	0	2	20	3	19	23	1,436
Elizabethtown	0	6	450	80	8	1	14	55	6	54	70	2,418
Erlanger	0	4	229	31	6	3	9	20	2	17	4	1,012
Florence	0	3	1,530	98	13	72	27	66	4	87	28	4,008
Fort Thomas	0	0	140	12	2	0	4	6	2	5	5	505
Frankfort	6	17	1,034	135	26	9	52	57	2	85	45	4,480
Georgetown	0	16	1,019	97	124	0	33	55	5	76	52	3,457
Glasgow	0	16	558	54	7	0	8	27	3	26	37	2,725
Henderson	0	12	662	86	58	0	30	46	1	54	44	3,007
Hopkinsville	0	27	904	74	58	1	25	67	4	35	99	3,648
Independence	0	4	184	19	36	0	7	64	6	14	2	933
Jeffersontown	0	0	586	86	0	1	18	9	0	28	8	1,230
Lawrenceburg	0	3	166	25	32	0	2	11	1	17	7	669
Lexington	17	135	11,313	1,436	132	87	573	580	32	581	366	33,171
Louisville	1	189	19,997	3,883	80	64	1,291	401	13	1,271	1,503	66,624
Lyndon	0	0	3	1	0	0	0	0	0	0	0	13
Madisonville	0	14	272	35	0	1	9	123	5	44	46	2,126
Mayfield	0	13	596	45	8	1	17	54	5	44	50	2,456
Mt. Washington	1	3	122	25	2	0	2	7	0	7	7	669
Murray	0	9	855	51	8	0	14	70	1	33	24	2,528
Newport	0	1	537	52	18	0	24	32	1	52	9	1,550
Nicholasville	2	3	1,064	83	13	0	41	47	0	136	16	2,889
Owensboro	1	12	2,573	320	40	0	58	176	32	56	81	8,548
Paducah	0	22	1,640	157	27	6	31	113	6	76	74	6,183
Radcliff	0	14	668	54	128	0	23	44	5	50	50	2,681
Richmond	0	18	1,464	161	13	0	32	78	13	106	97	5,234
Shelbyville	1	3	439	53	19	0	21	22	1	24	31	1,597
Shepherdsville	0	16	579	114	10	0	14	35	6	79	21	1,897
Shively	0	2	447	132	0	0	34	14	1	88	10	1,499
Somerset	0	6	476	56	160	1	14	59	7	24	47	2,104
St. Matthews	0	2	705	58	0	0	20	8	0	34	11	1,498
Winchester	0	10	1,012	112	25	1	24	27	0	19	38	3,037
Total	34	666	59,411	8,288	1,350	332	2,682	2,792	207	3,729	3,213	200,266

Kentucky State Police
Criminal Identification and Records Branch
GIS Section

Higher 30
Lower 30
Lowest 30

Quantile classification
Population estimate as of July 1, 2017
Source: U.S. Census Bureau
Annual Estimates of the Resident Population for Counties
(CO-EST2017-alldata) March 2018 release.

Population estimate as of July 1, 2017

Source: U.S. Census Bureau
Annual Estimates of the Resident Population for Counties
(CO-EST2017-alldata) March 2018 release.

Total Population by County

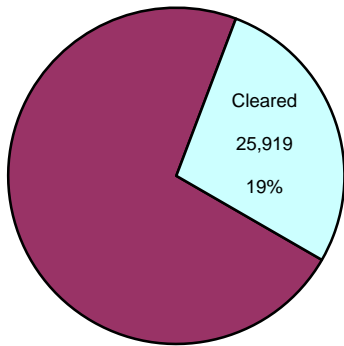
CLEARANCE RATES

Clearance rates are the percentages of cases cleared (through arrest or exceptional means) when compared with the total number of offenses reported to or known by the police. As shown in the chart, clearance rates for property crimes are traditionally low. With the exception of robbery, clearance rates for violent crimes are high. High clearance rates for murder, rape, and assault are attributable to the fact that the perpetrator is known, recognizable, or in some way usually associated with the victim. Low clearance rates for property crimes can be attributed to the difficulty of the victim identifying the perpetrator.

The pie charts below depict the relative clearance rates of property versus violent Group A crimes.

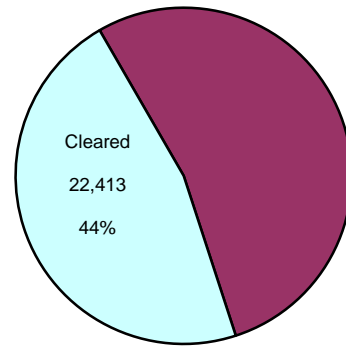
Property Crimes Outnumbered Violent Crimes approximately 3.8 to 1

PROPERTY CRIMES
Arson, Burglary, Destruction of
Property, Larceny, Motor Vehicle
Theft, Stolen Property
TOTAL OFFENSES
136,194



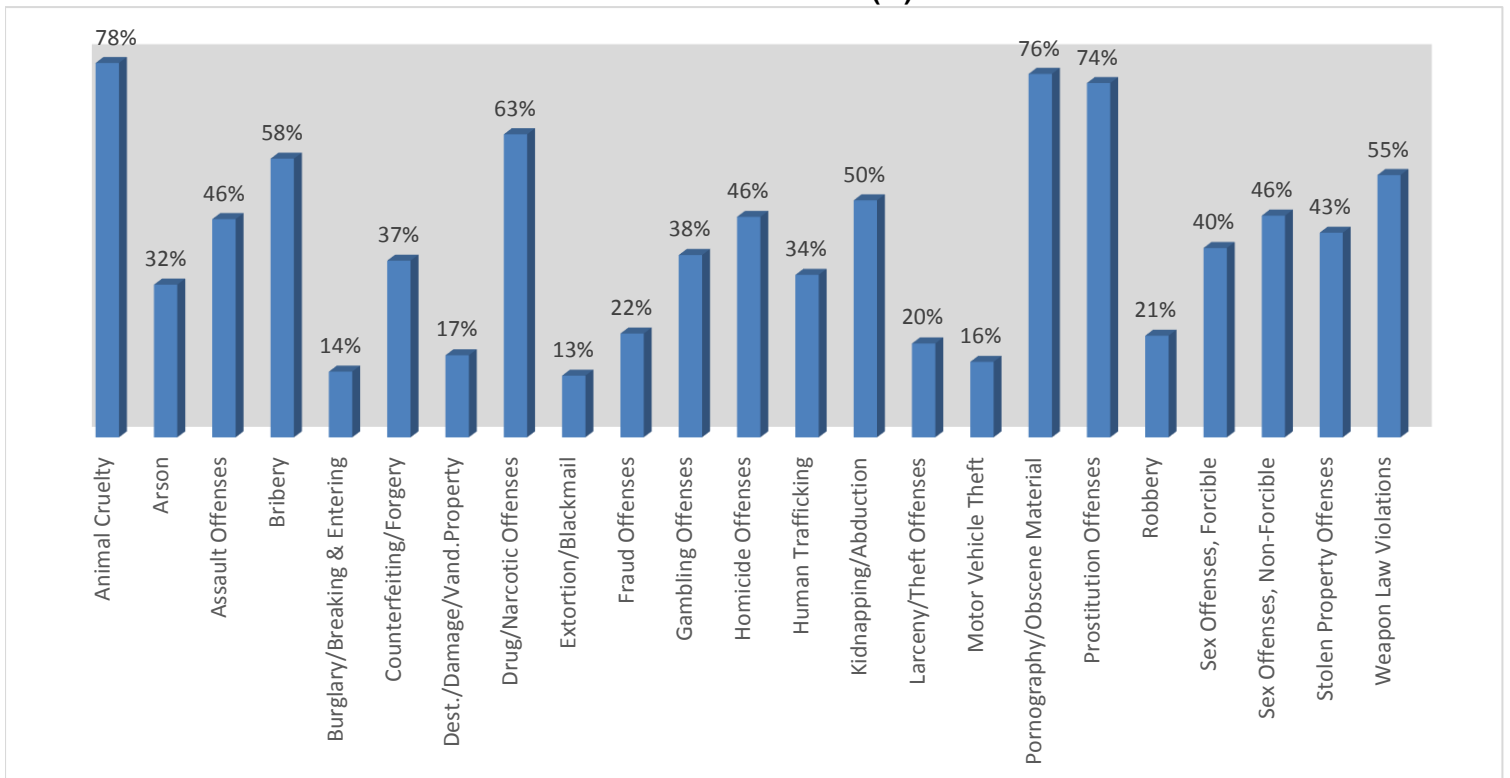
VS.

VIOLENT CRIMES
Assault, Homicide,
Kidnapping/Abduction, Robbery,
Sex Offenses (Forcible)
TOTAL OFFENSES
51,197



The graph below depicts relative clearance rates for each of the Group-A crimes.

CLEARANCE RATES (%)



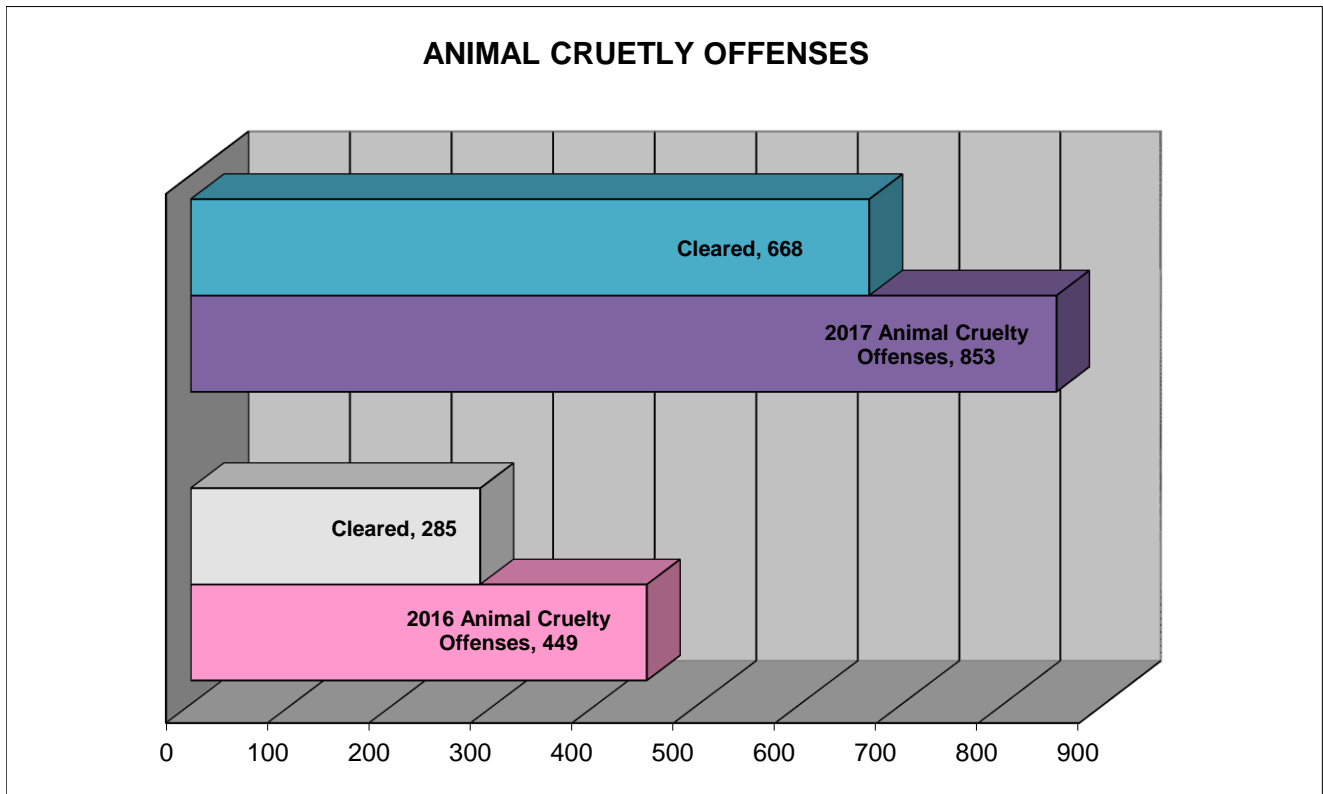
ANIMAL CRUELTY

DEFINITION

Intentionally, knowingly, or recklessly taking an action that mistreats or kills any animal without just cause, such as torturing, tormenting, mutilation, maiming, poisoning, or abandonment. Included are instances of duty to provide care, e.g., shelter, food, water, care if sick or injured; transporting or confining an animal in a manner likely to cause injury or death; causing an animal to fight with another; inflicting excessive or repeated unnecessary pain or suffering, e.g., uses objects to beat or injure an animal.

NUMBER OF ANIMAL CRUELTY OFFENSES	CLEARED	CLEARANCE RATE
853	668	78%

ANIMAL CRUELTY WAS COMMITTED APPROXIMATELY EVERY 10 HOURS



*Definitions acquired from www.fbi.gov

C - total number of offenses in a county (Count)

R - total number of offenses divided by total county population (Rate per capita)

Kentucky State Police
Criminal Identification and Records Branch
GIS Section

High C / High R

High C / Low R

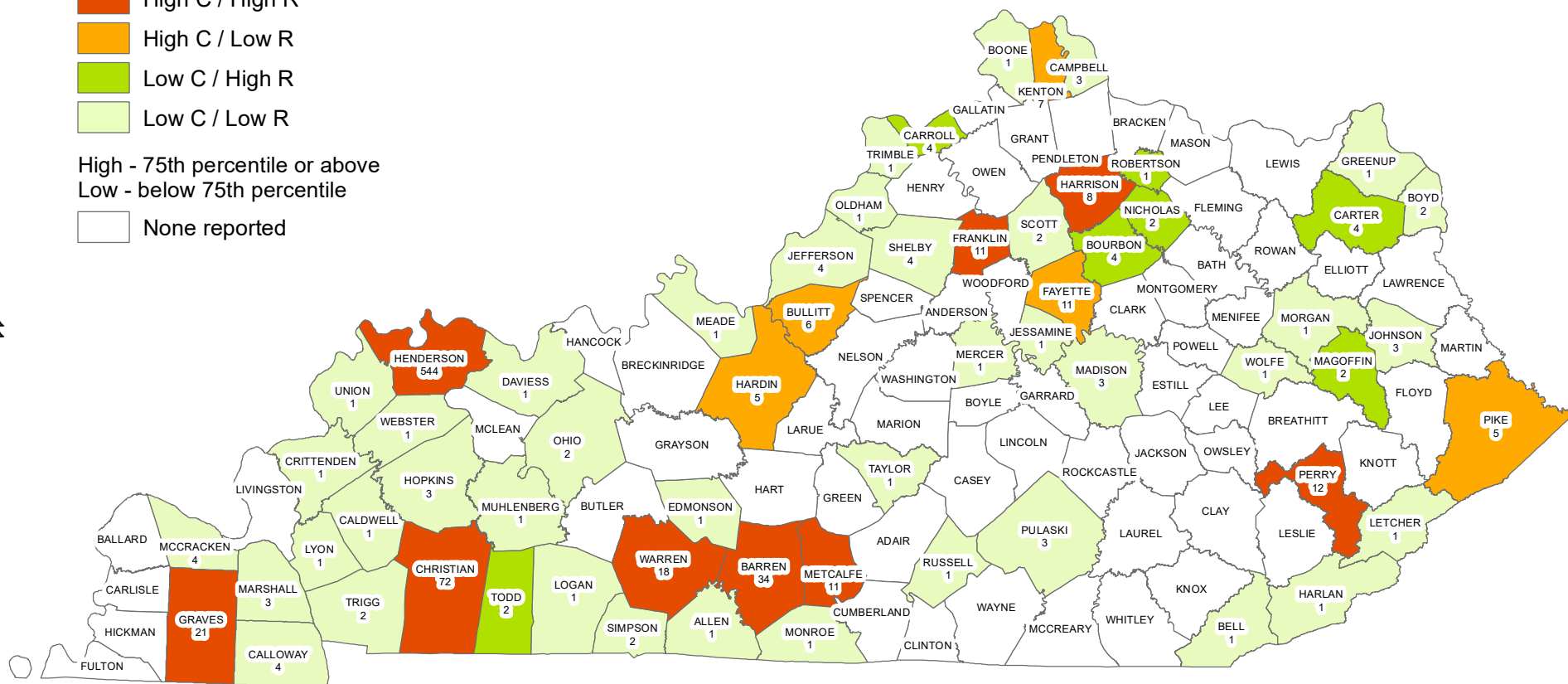
Low C / High R

Low C / Low R

High - 75th percentile or above

Low - below 75th percentile

None reported



Year 2017

Animal Cruelty Offenses by County

ARSON

DEFINITION

Arson includes any willful or malicious burning or attempt to burn (with or without intent to defraud) a residence, public building, motor vehicle or aircraft, personal property of another, etc. Only fires determined to have been willfully or maliciously set are classified as arson.

NUMBER OF ARSONS	CLEARED	CLEARANCE RATE
518	161	31%

The chart below shows the number of arsons by property classification, and the estimated value of property damage or destruction.

ARSON WAS COMMITTED APPROXIMATELY EVERY 17 HOURS

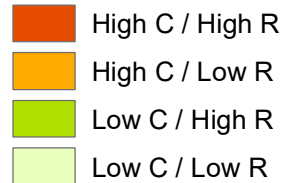
PROPERTY CLASSIFICATION	NUMBER OF PROPERTIES DAMAGED	ESTIMATED VALUE OF PROPERTY DAMAGED
Single Occupancy Residential (Houses, Townhouses, Duplexes, etc.)	156	\$ 4,969,114.25
Other Residential (Apartments, Flats, Hotels, Motels, Dorms, etc.)	62	\$ 2,235,964.01
Storage (Barns, Garages, Warehouses, etc.)	38	\$ 438,681.00
Industrial/Manufacturing	2	\$ 500.00
Other Commercial (Stores, Restaurants, Offices, etc.)	27	\$ 2,264,157.00
Community/Public (Churches, Jails, Schools, Colleges, Hospitals, etc.)	19	\$ 1,366,897.00
All Other Structures (Outbuildings, Monuments, Buildings under Construction, etc.)	39	\$ 429,002.00
TOTAL STRUCTURE	343	\$ 11,704,315.26
Motor Vehicles (Autos, Trucks, Buses, Motorcycles, etc.)	122	\$ 1,026,431.90
Other Mobile Property (Trailers, Recreational Vehicles, Airplanes, Boats, etc.)	5	\$ 99,110.00
TOTAL MOBILE	127	\$ 1,125,541.90
TOTAL OTHER	78	\$ 357,258.73
GRAND TOTAL	548	\$ 13,187,115.89

*Definitions acquired from the U.S. Department of Justice publication: August 2000 National Incident Based Reporting System-Volume 1

C - total number of offenses in a county (Count)

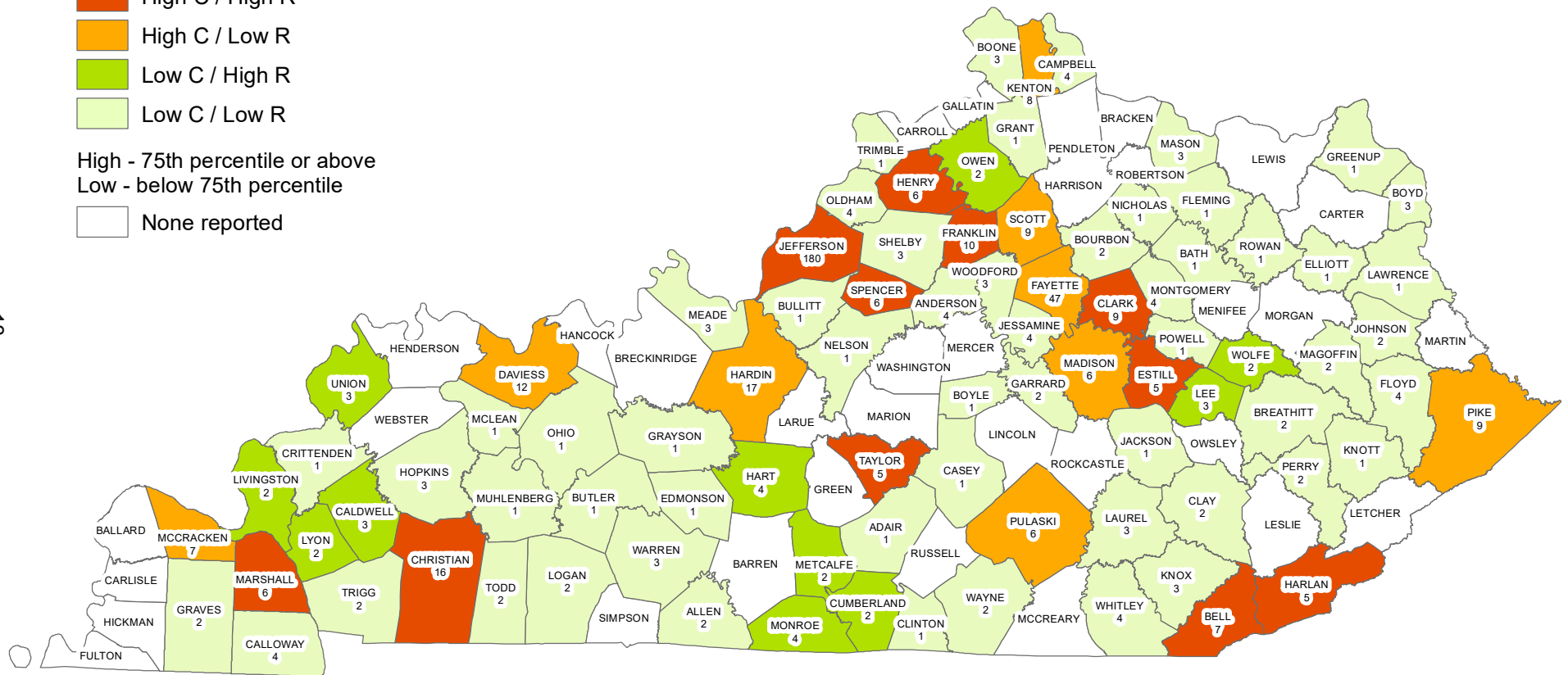
R - total number of offenses divided by total county population (Rate per capita)

Kentucky State Police
Criminal Identification and Records Branch
GIS Section



High - 75th percentile or above
Low - below 75th percentile

None reported



Year 2017

Arson Offenses by County

ASSAULT

DEFINITION

An unlawful attack by one person upon another.

NUMBER OF ASSAULTS	CLEARED	CLEARANCE RATE
41,724	18,918	45%

ASSAULT WAS COMMITTED APPROXIMATELY EVERY 12 MINUTES

BREAKDOWN	# OF OFFENSES	CLEARED	CLEARANCE RATE
AGGRAVATED ASSAULT	5,851	2,460	42%
SIMPLE ASSAULT	21,504	9,493	44%
INTIMIDATION	14,369	6,965	48%

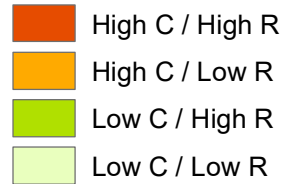
Aggravated Assault is an unlawful attack by one person upon another wherein the offender uses a weapon or displays it in a threatening manner, or the victim suffers obvious severe or aggravated bodily injury involving apparent broken bones, loss of teeth, possible internal injury, severe laceration, or loss of consciousness.

WEAPONS USED IN AGGRAVATED ASSAULT		
WEAPON TYPE	NUMBER	% OF TOTAL
FIREARMS	1,904	28%
KNIVES	764	11%
PERSONAL WEAPONS	2,068	30%
OTHER WEAPONS	2,117	31%
TOTAL	6,853	100%

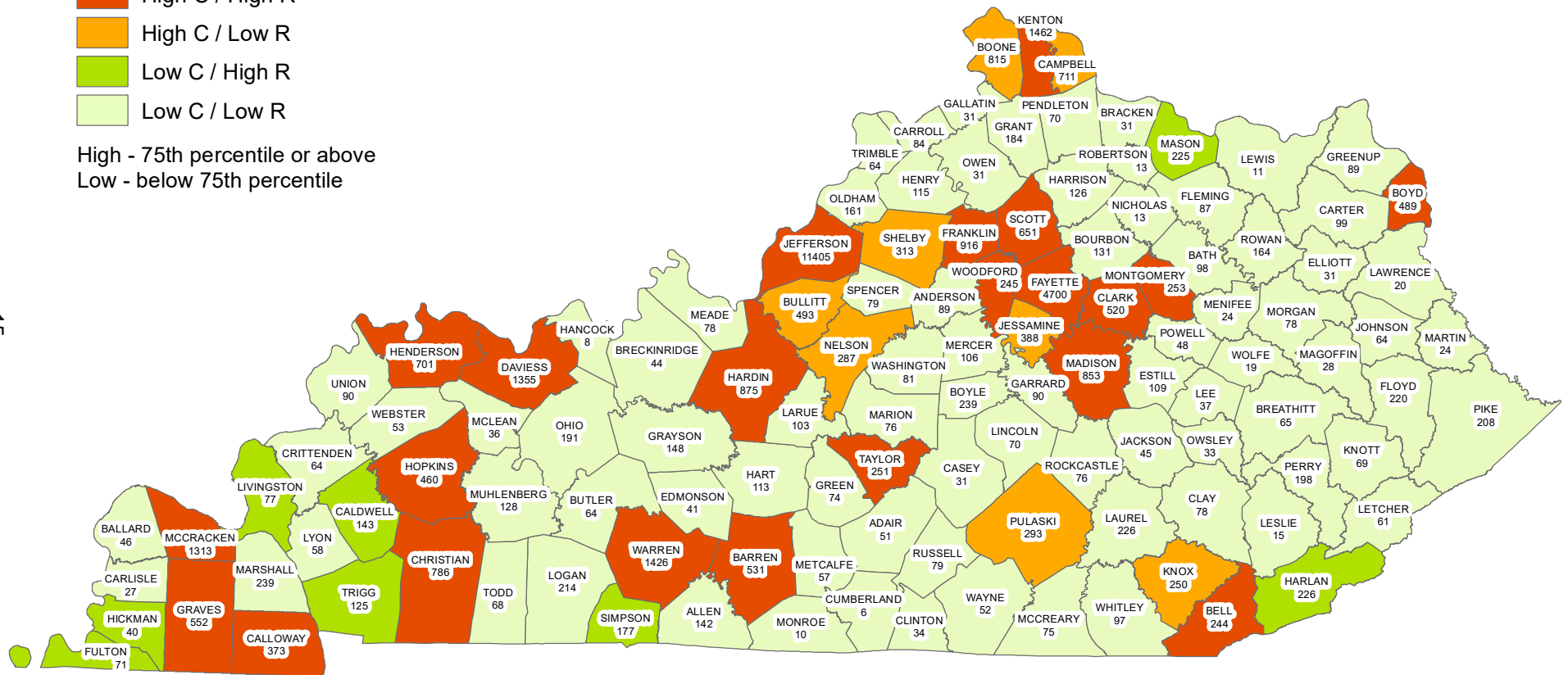
*Definitions acquired from the U.S. Department of Justice publication: August 2000 National Incident Based Reporting System-Volume 1

R - total number of offenses divided by total county population (Rate per capita)

Kentucky State Police
Criminal Identification and Records Branch
GIS Section



High - 75th percentile or above
Low - below 75th percentile



Year 2017

Assault Offenses by County

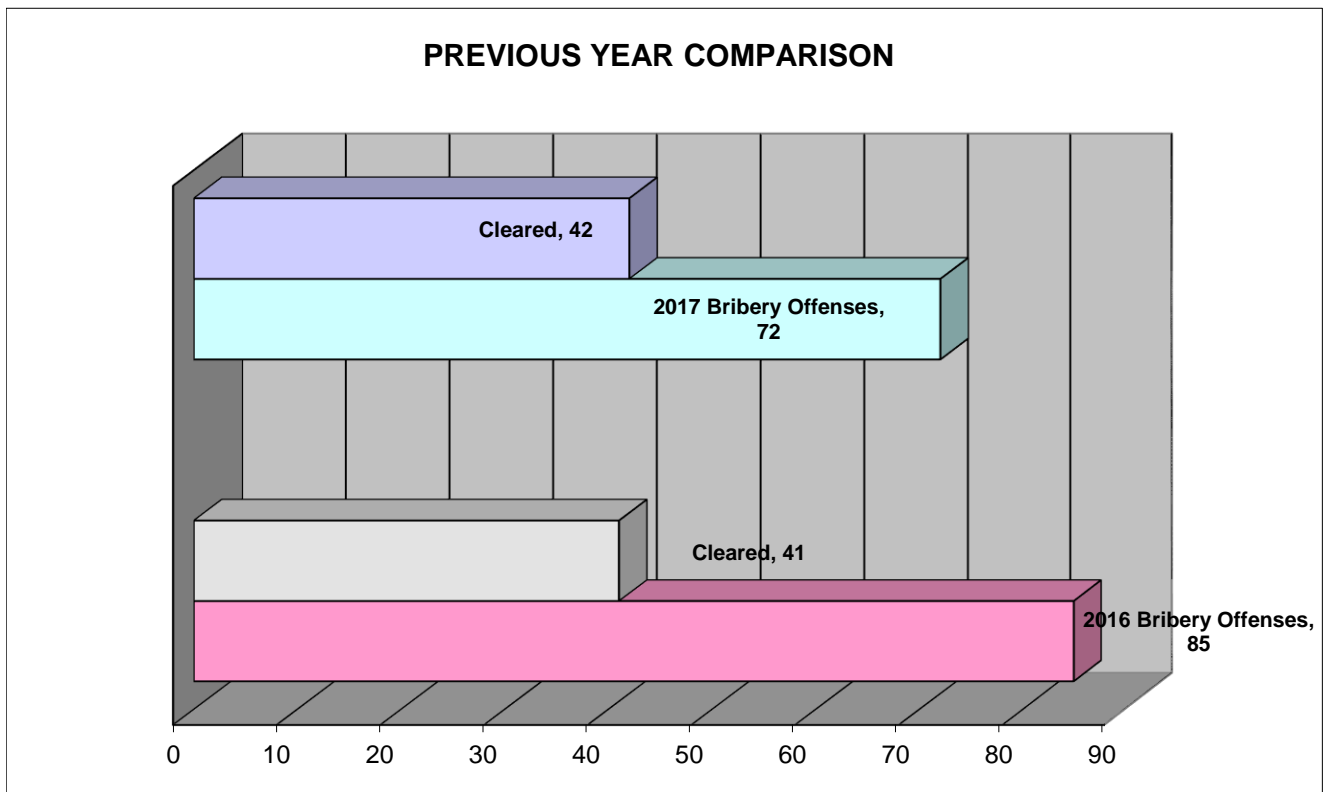
BRIBERY

DEFINITION

The offering, giving, receiving, or soliciting of anything of value (i.e., a bribe, gratuity, or kickback) to sway the judgment or action of a person in a position of trust or influence.

NUMBER OF BRIBERY OFFENSES	CLEARED	CLEARANCE RATE
72	42	58%

BRIBERY WAS COMMITTED APPROXIMATELY EVERY 11 HOURS



*Definitions acquired from the U.S. Department of Justice publication: August 2000 National Incident Based Reporting System-Volume 1

R - total number of offenses divided by total county population (Rate per capita)

 High C / High R

High C / Low R

Low C / High R

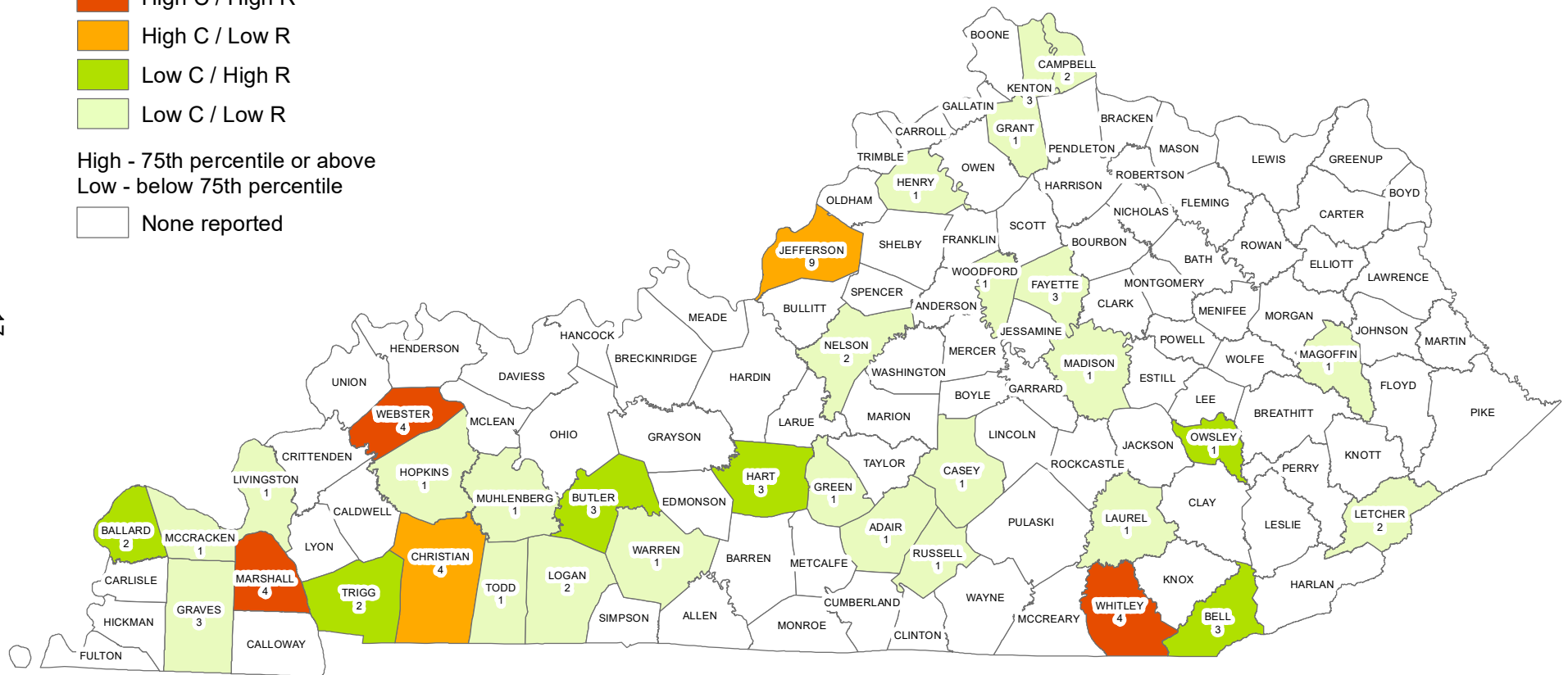
 Low C / Low R

High - 75th percentile or above

Low - below 75th percentile

☐ None reported

Kentucky State Police
Criminal Identification and Records Branch
GIS Section



Year 2017

Bribery Offenses by County

BURGLARY / BREAKING AND ENTERING

DEFINITION

The unlawful entry into a building or other structure with the intent to commit a felony or a theft.

NUMBER OF BURGLARY/BREAKING AND ENTERING OFFENSES	CLEARED	CLEARANCE RATE
20,469	2,777	14%

**BURGLARY / BREAKING AND ENTERING WAS
COMMITTED APPROXIMATELY EVERY 25 MINUTES**

THE COST OF BURGLARY

Burglary is a crime of opportunity and is most likely to occur when a home or business is not occupied. The burglaries have been separated into residential and non-residential categories. The totals listed below include both day and night occurrences, and the value of property losses reported.

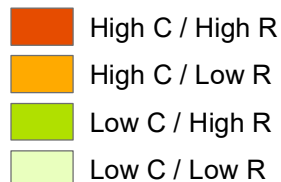
CLASSIFICATION	NUMBER OF LOCATIONS	PERCENT OF DISTRIBUTION	TOTAL VALUE	AVERAGE VALUE
- RESIDENTIAL -				
NIGHT	4,715	23%	\$ 8,943,224	\$ 1,897
DAY	8,278	40%	\$ 17,704,650	\$ 2,139
UNKNOWN	1,484	7%	\$ 1,489,034	\$ 1,003
SUBTOTAL	14,477	71%	\$ 28,136,908	\$ 1,944
- NON-RESIDENTIAL -				
NIGHT	2,421	12%	\$ 5,145,624	\$ 2,125
DAY	2,362	12%	\$ 5,388,312	\$ 2,281
UNKNOWN	1,209	6%	\$ 972,576	\$ 804
SUBTOTAL	5,992	29%	\$ 11,506,512	\$ 1,920
TOTAL	20,469	100%	\$ 39,643,420	\$ 3,864

*Definitions acquired from the U.S. Department of Justice publication: August 2000 National Incident Based Reporting System-Volume 1

C - total number of offenses in a county (Count)

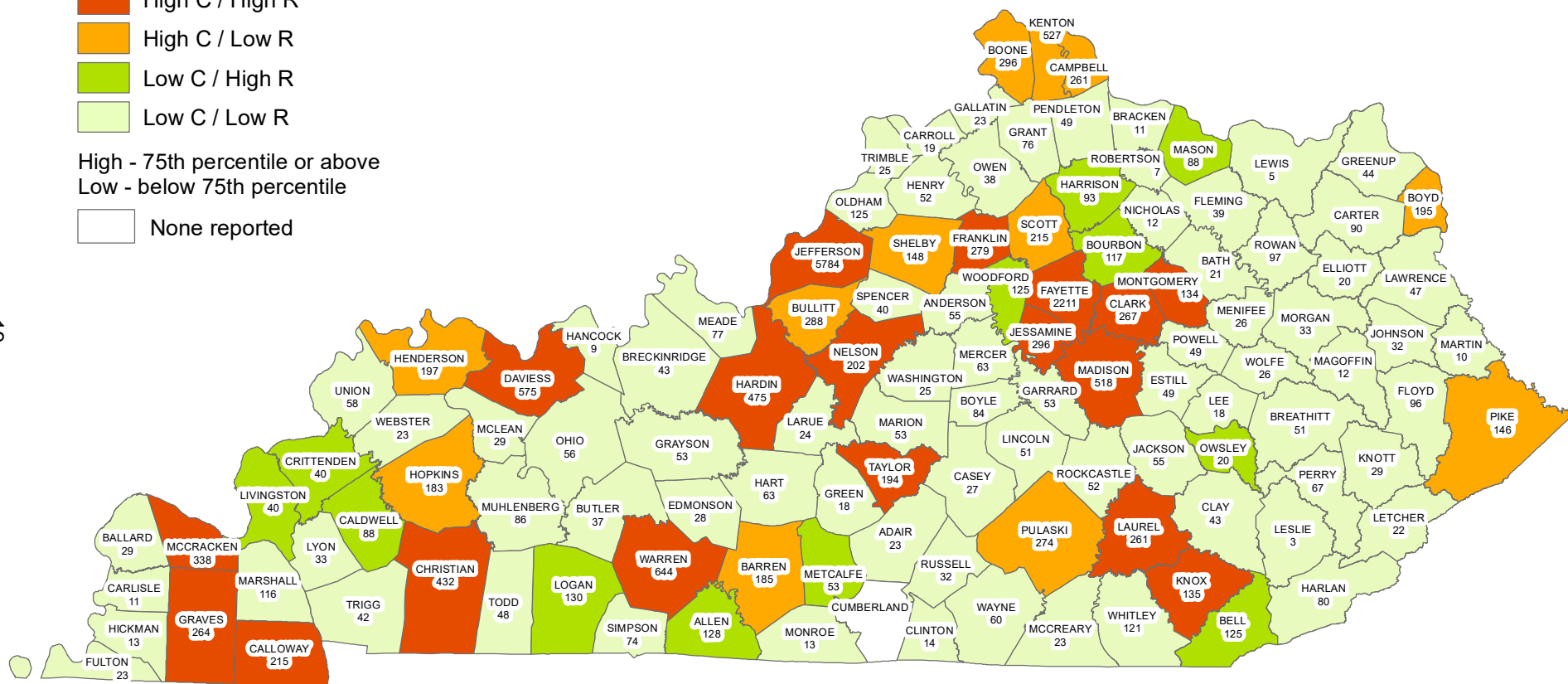
R - total number of offenses divided by total county population (Rate per capita)

Kentucky State Police
Criminal Identification and Records Branch
GIS Section



High - 75th percentile or above
Low - below 75th percentile

None reported



Year 2017

Burglary / Breaking and Entering Offenses by County

COUNTERFEITING / FORGERY

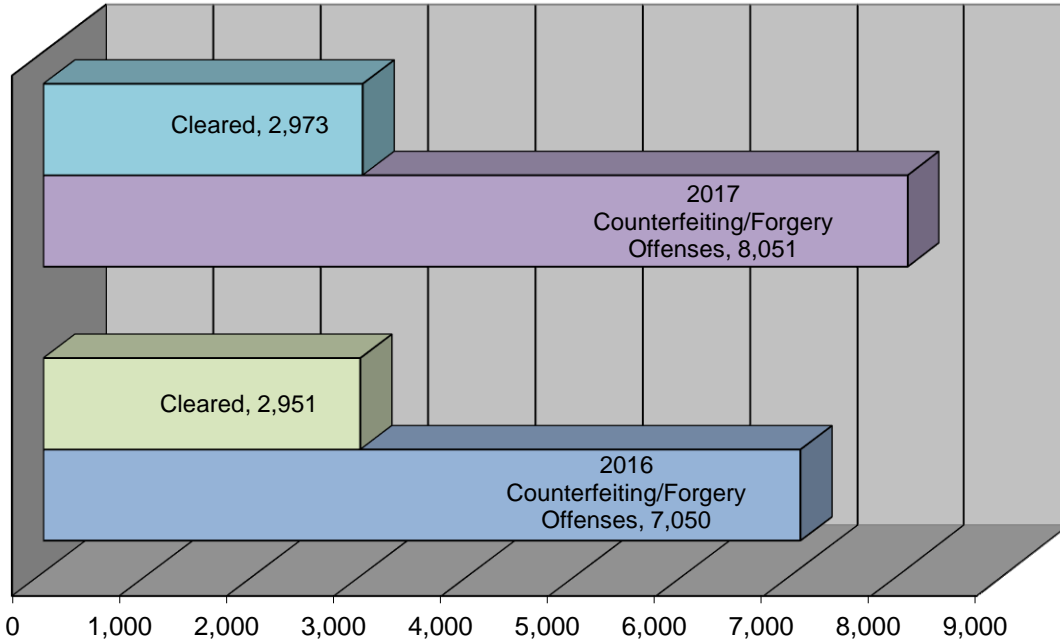
DEFINITION

The altering, copying, or imitation of something, without authority or right, with the intent to deceive or defraud by passing the copy or thing altered or imitated as that which is original or genuine or the selling, buying, or possession of an altered, copied, or imitated thing with the intent to deceive or defraud.

NUMBER OF COUNTERFEITING/FORGERY OFFENSES	CLEARED	CLEARANCE RATE
8,051	2,973	37%

**COUNTERFEITING/FORGERY OFFENSES WERE
COMMITTED APPROXIMATELY EVERY 65 MINUTES**

PREVIOUS YEAR COMPARISON



*Definitions acquired from the U.S. Department of Justice publication: August 2000 National Incident Based Reporting System-Volume 1

C - total number of offenses in a county (Count)

R - total number of offenses divided by total county population (Rate per capita)

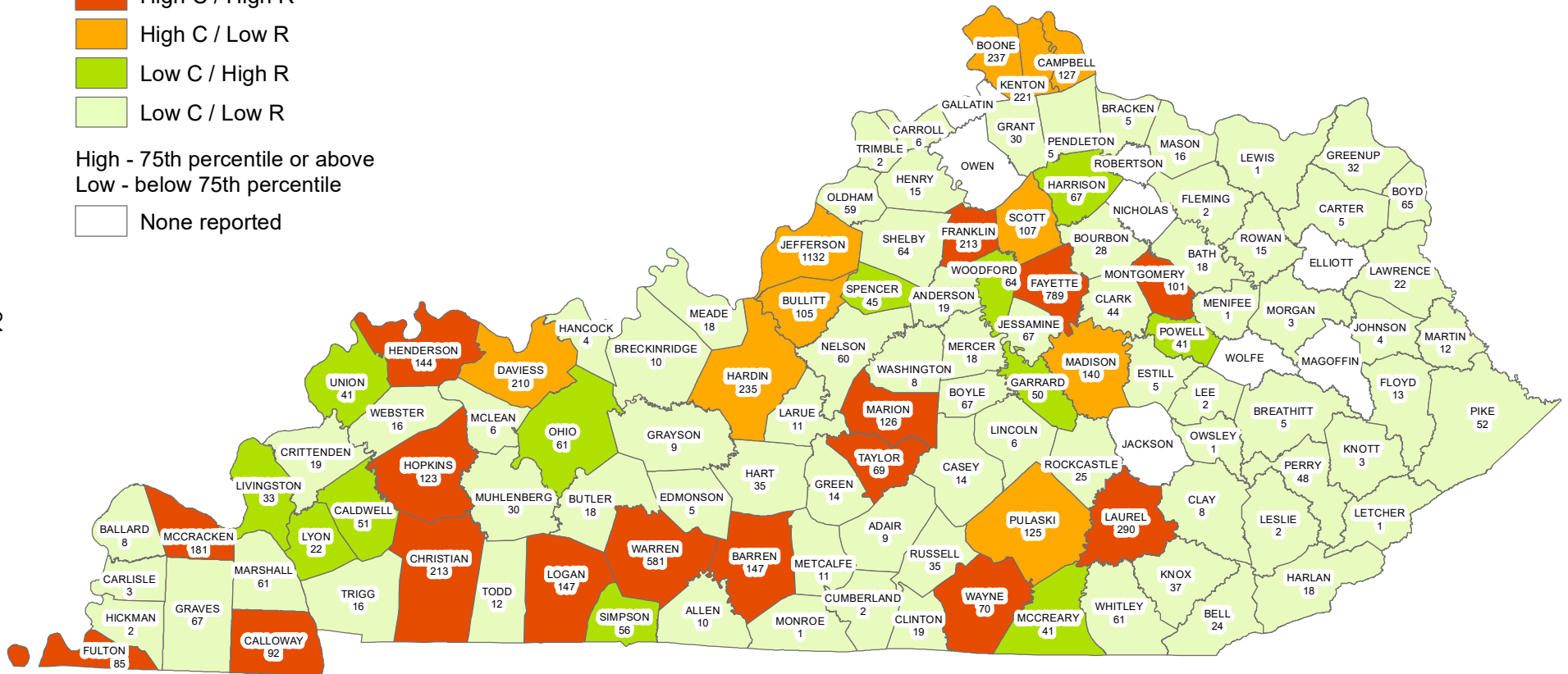
Kentucky State Police
Criminal Identification and Records Branch
GIS Section

- High C / High R
- High C / Low R
- Low C / High R
- Low C / Low R

High - 75th percentile or above

Low - below 75th percentile

None reported



Year 2017

Counterfeiting / Forgery Offenses by County

DESTRUCTION / DAMAGE / VANDALISM OF PROPERTY

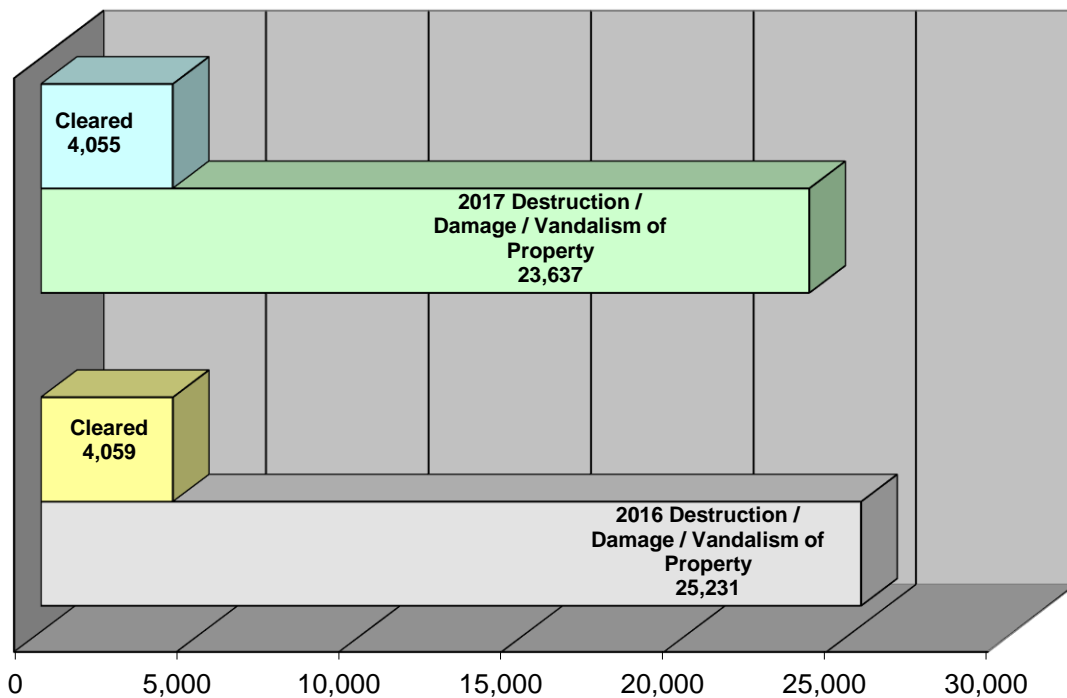
DEFINITION

To willfully or maliciously destroy, damage, deface, or otherwise injure real or personal property without the consent of the owner or the person having custody or control of it.

NUMBER OF DESTRUCTION / DAMAGE / VANDALISM OF PROPERTY OFFENSES	CLEARED	CLEARANCE RATE
23,637	4,055	17%

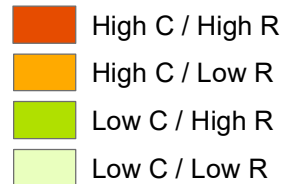
**DESTRUCTION / DAMAGE / VANDALISM OF PROPERTY OFFENSES
WERE COMMITTED APPROXIMATELY EVERY 22 MINUTES**

PREVIOUS YEAR COMPARISON

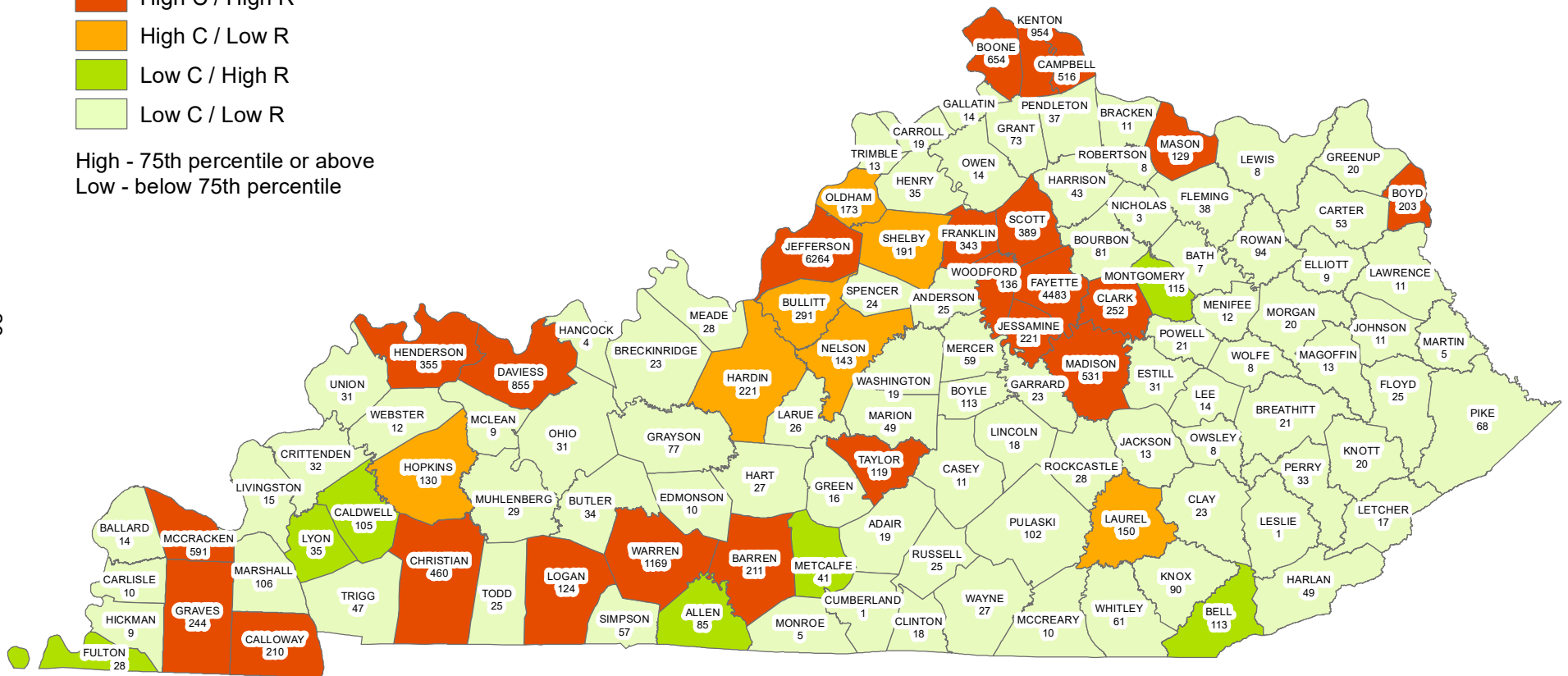


*Definitions acquired from the U.S. Department of Justice publication: August 2000 National Incident Based Reporting System-Volume 1

Kentucky State Police
Criminal Identification and Records Branch
GIS Section



High - 75th percentile or above
Low - below 75th percentile



Year 2017

Destruction / Damage / Vandalism of Property Offenses by County

DRUG / NARCOTIC OFFENSES

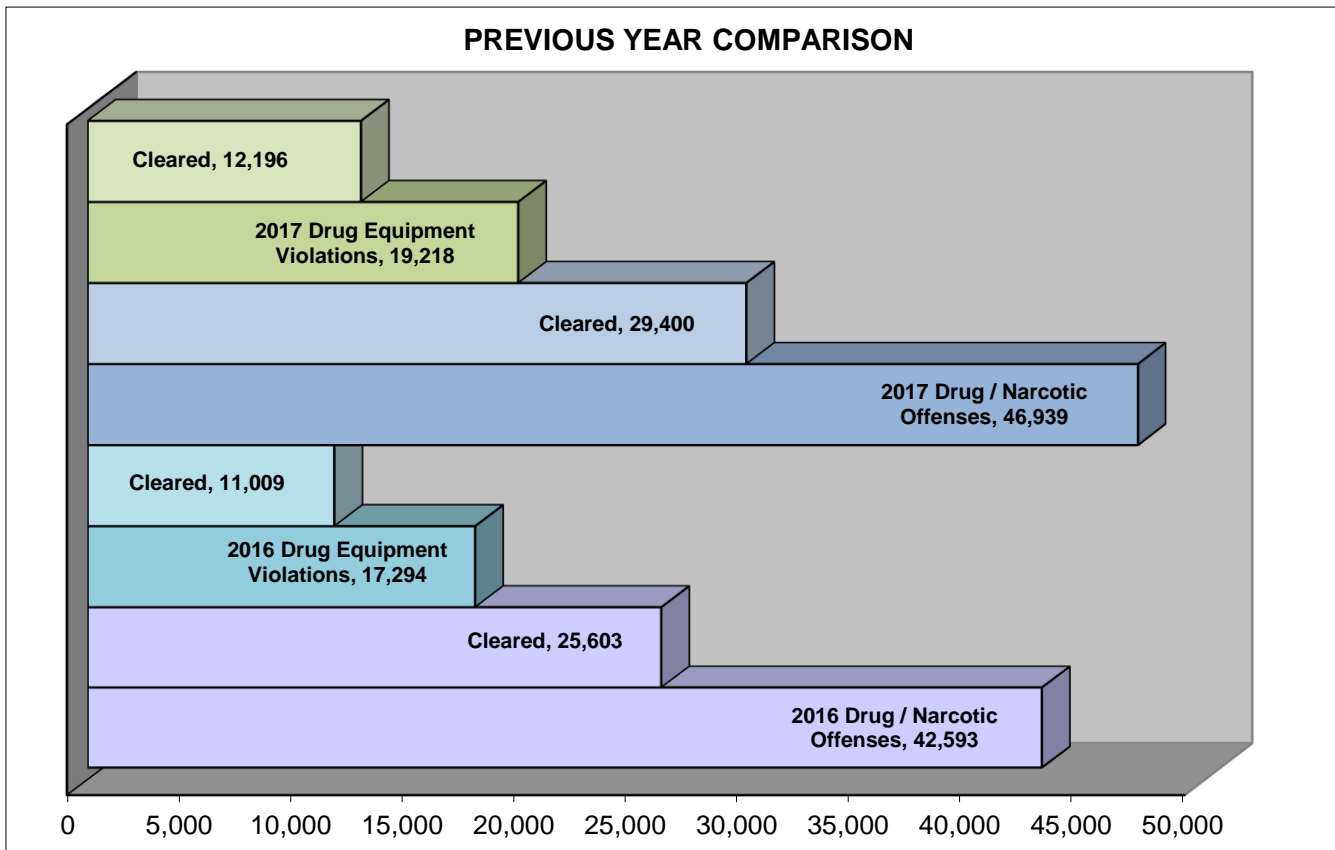
DEFINITION

The violation of laws prohibiting the production, distribution, and/or use of certain controlled substances and the equipment or devices utilized in their preparation and/or use.

NUMBER OF DRUG/NARCOTIC VIOLATIONS	CLEARED	CLEARANCE RATE
46,939	29,400	63%

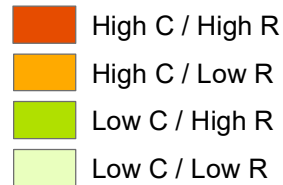
**DRUG/NARCOTIC OFFENSES WERE
COMMITTED APPROXIMATELY EVERY 8 MINUTES**

NUMBER OF DRUG EQUIPMENT VIOLATIONS	CLEARED	CLEARANCE RATE
19,218	12,196	63%

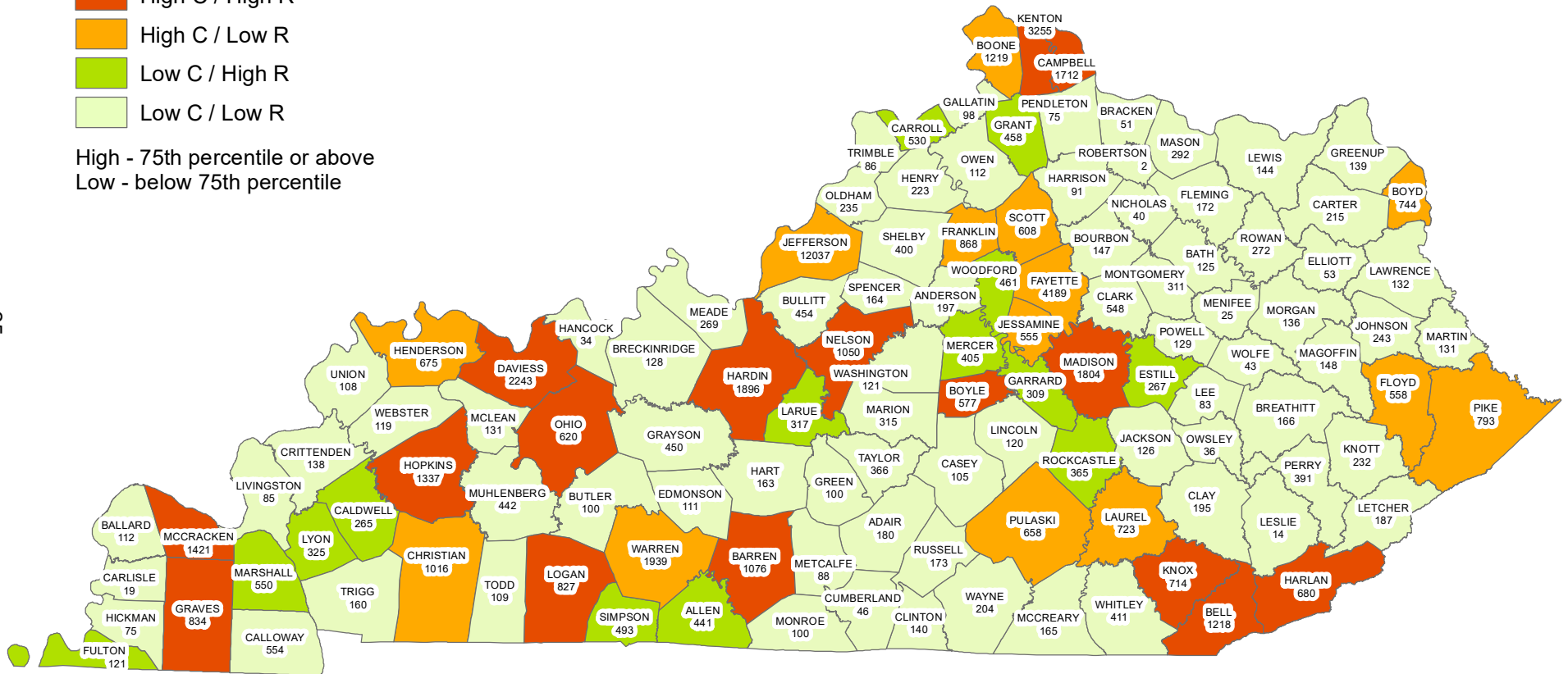


*Definitions acquired from the U.S. Department of Justice publication: August 2000 National Incident Based Reporting System-Volume 1

Kentucky State Police
Criminal Identification and Records Branch
GIS Section



High - 75th percentile or above
Low - below 75th percentile



Year 2017

Drug / Narcotic Offenses by County

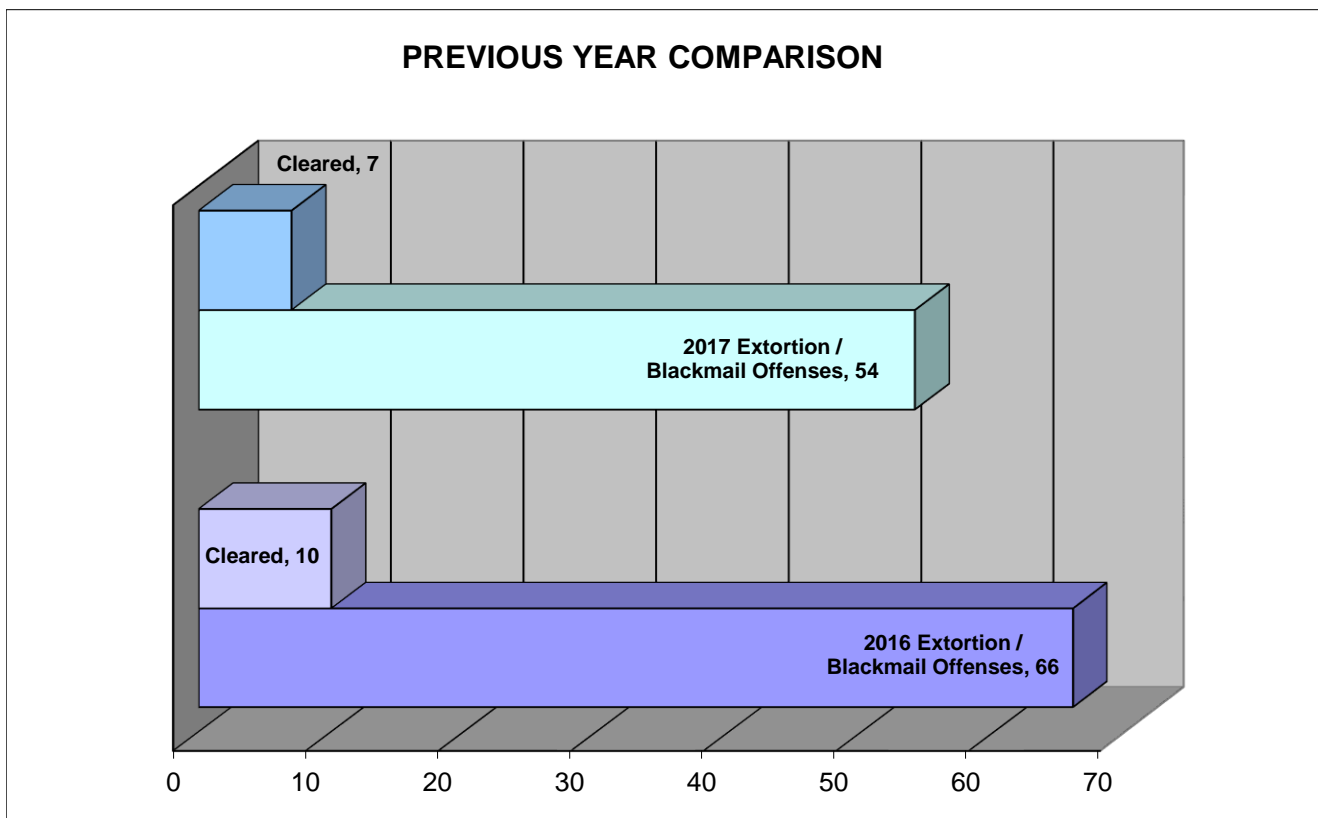
EXTORTION / BLACKMAIL

DEFINITION

To unlawfully obtain money, property, or any other thing of value, either tangible or intangible, through the use or threat of force, misuse of authority, threat of criminal prosecution, threat of destruction of reputation or social standing, or through other coercive means.

NUMBER OF EXTORTION / BLACKMAIL OFFENSES	CLEARED	CLEARANCE RATE
54	7	13%

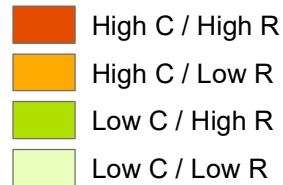
**EXTORTION / BLACKMAIL OFFENSES
WERE COMMITTED APPROXIMATELY EVERY 6 DAYS**



*Definitions acquired from the U.S. Department of Justice publication: August 2000 National Incident Based Reporting System-Volume 1

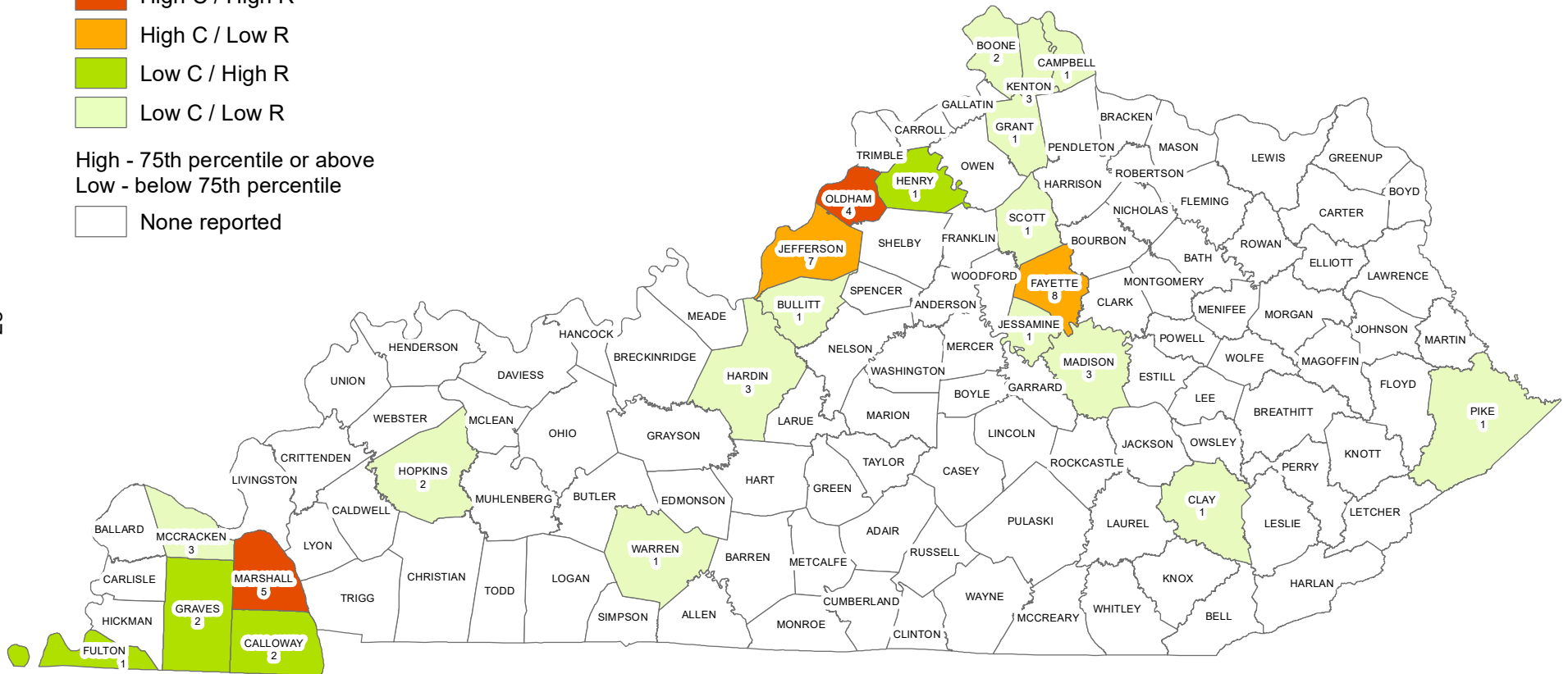
R - total number of offenses divided by total county population (Rate per capita)

Kentucky State Police
Criminal Identification and Records Branch
GIS Section



High - 75th percentile or above

Low - below 75th percentile

☐ None reported

Year 2017

Extortion / Blackmail Offenses by County

FRAUD OFFENSES

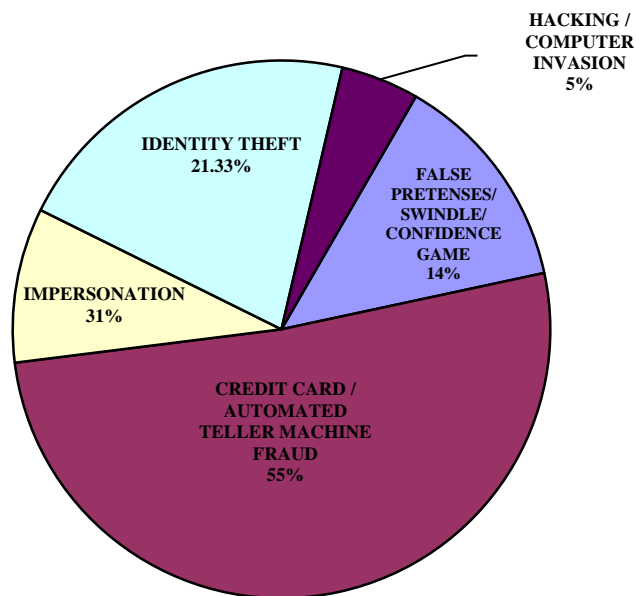
DEFINITION

The intentional perversion of the truth for the purpose of inducing another person or other entity in reliance upon it to part with something of value or to surrender a legal right.

NUMBER OF FRAUD OFFENSES	CLEARED	CLEARANCE RATE
11,824	2,550	22%

FRAUD WAS COMMITTED APPROXIMATELY EVERY 44 MINUTES

BREAKDOWN	# OF OFFENSES	# CLEARED	CLEARANCE RATE
FALSE PRETENSES / SWINDLE/CONFIDENCE GAME	1,573	496	32%
CREDIT CARD/AUTOMATED TELLER MACHINE FRAUD	6,075	951	16%
IMPERSONATION	1,100	182	17%
IDENTITY THEFT	2,522	730	0%
HACKING / COMPUTER INVASION	554	191	0%




*Definitions acquired from the U.S. Department of Justice publication: August 2000 National Incident Based Reporting System-Volume 1

R - total number of offenses divided by total county population (Rate per capita)


R - total number of offenses divided by total county population (Rate per capita)

Kentucky State Police
Criminal Identification and Records Branch
GIS Section

 High C / High R

High C / Low R

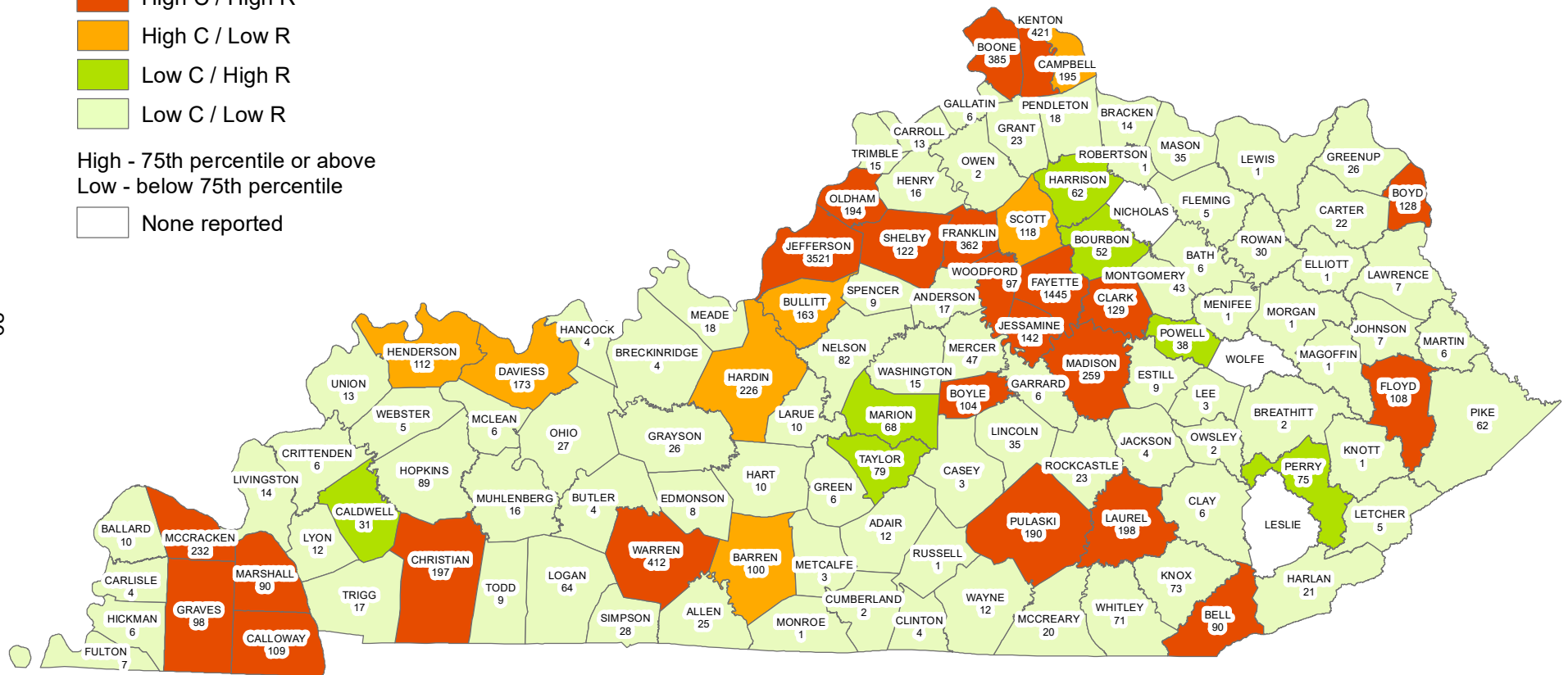
Low C / High R

 Low C / Low R

High - 75th percentile or above

Low - below 75th percentile

☐ None reported



Year 2017

Fraud Offenses by County

GAMBLING OFFENSES

DEFINITION

To unlawfully bet or wager money or something else of value; assist, promote, or operate a game of chance for money or some other stake; possess or transmit wagering information; manufacture, sell, purchase, possess, or transport gambling equipment, devices, or goods; or tamper with the outcome of a sporting event or contest to gain a gambling advantage.

NUMBER OF GAMBLING OFFENSES	CLEARED	CLEARANCE RATE
34	13	38%

**GAMBLING OFFENSES WERE
COMMITTED APPROXIMATELY EVERY 10 DAYS**

BREAKDOWN	# OF OFFENSES	# CLEARED	CLEARANCE RATE
BETTING / WAGERING	0	0	0%
OPERATING / PROMOTING / ASSISTING GAMBLING	16	2	13%
GAMBLING EQUIPMENT VIOLATIONS	18	11	61%
SPORTS TAMPERING	0	0	0%



*Definitions acquired from the U.S. Department of Justice publication: August 2000 National Incident Based Reporting System-Volume 1

C - total number of offenses in a county (Count)

R - total number of offenses divided by total county population (Rate per capita)

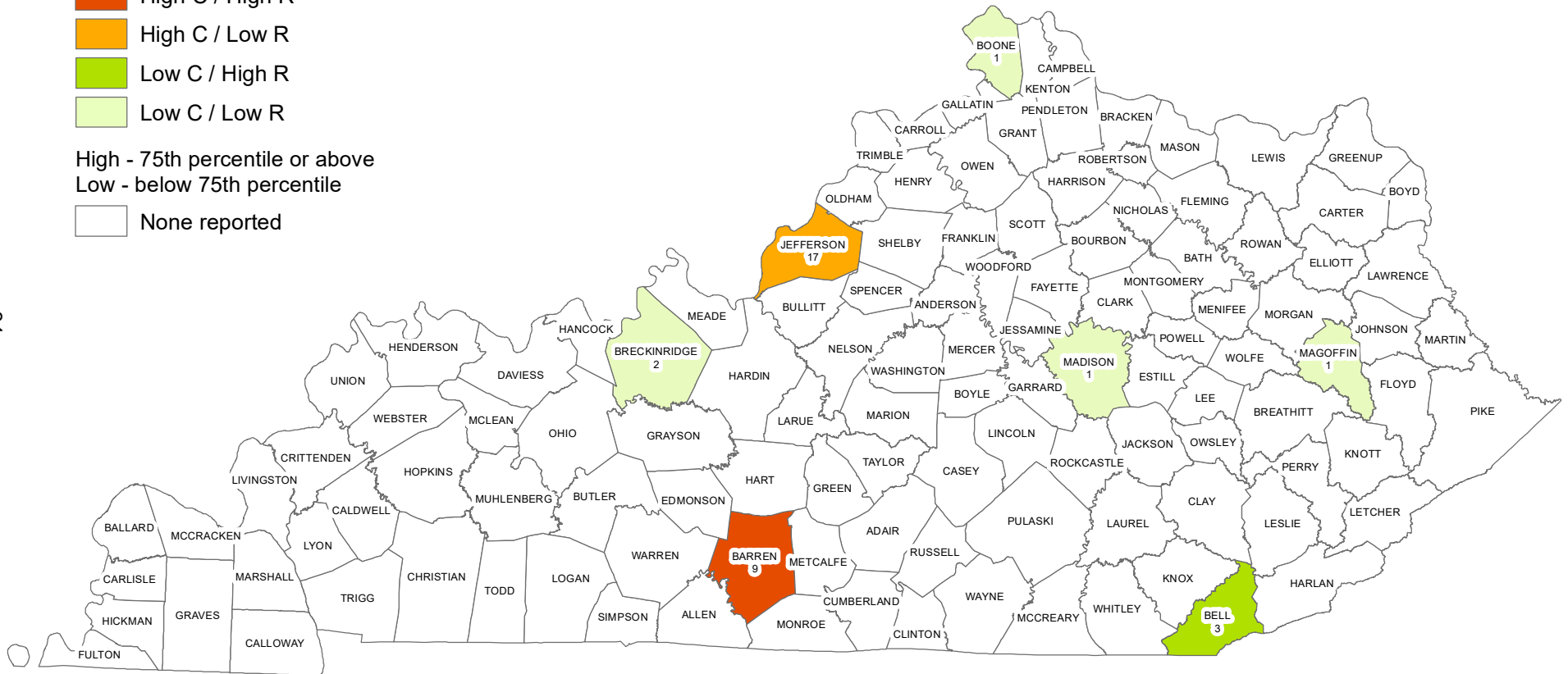
Kentucky State Police
Criminal Identification and Records Branch
GIS Section

- High C / High R
- High C / Low R
- Low C / High R
- Low C / Low R

High - 75th percentile or above

Low - below 75th percentile

None reported



Year 2017

Gambling Offenses by County

HOMICIDE OFFENSES

DEFINITION

The killing of one human being by another.

NUMBER OF HOMICIDE OFFENSES	CLEARED	CLEARANCE RATE
459	210	46%

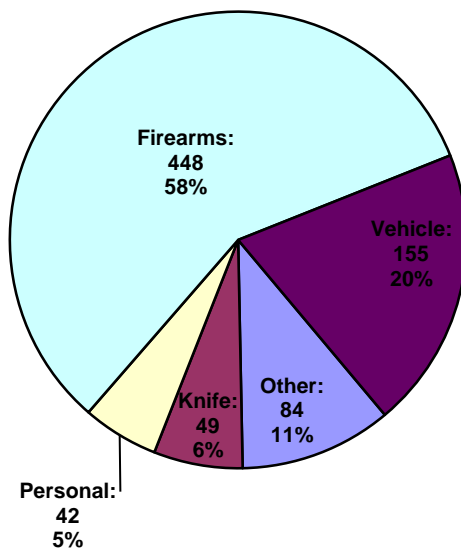
HOMICIDE OFFENSES WERE COMMITTED APPROXIMATELY EVERY 19 HOURS

BREAKDOWN	# OF OFFENSES	# CLEARED	CLEARANCE RATE
MURDER AND NONNEGLIGENT MANSLAUGHTER	413	190	46%
NEGLIGENT MANSLAUGHTER	31	20	65%
JUSTIFIABLE HOMICIDE	15	0	0%

*Kentucky considers some DUI related deaths as a Homicide, however, Federal guidelines do not consider them as such and numbers for these offenses are not included in the FBI's data under Homicide.

Homicide offenses are the most serious of all Group-A crimes and has one of the highest clearance rates at **46%**. Though some homicides are difficult to solve, the intensity of investigations by police, together with solvability factors, account for the high clearance rate.

Weapons Used



CIRCUMSTANCES

CIRCUMSTANCES	
Argument	87
Assault on Law Enforcement Officers	24
Drug Dealing	24
Gangland	4
Juvenile Gang	1
Lovers' Quarrel	22
Mercy Killing	0
Other Felony Involved	39
Other Circumstances	108
Unknown Circumstances	157
Other Negligent Weapon Handling	4
Other Negligent Killings	26

The charts to the left and above depict murder weapons and circumstances as reported by police officers. The unknown category reflects instances where the weapons/circumstances were not known at the time the report was submitted, or were not specified on the report. Some offenses may have had multiple circumstances.

In 2017, a firearm was used in 58% of homicide offenses.

*Definitions acquired from the U.S. Department of Justice publication: August 2000 National Incident Based Reporting System-Volume 1

C - total number of offenses in a county (Count)

R - total number of offenses divided by total county population (Rate per capita)

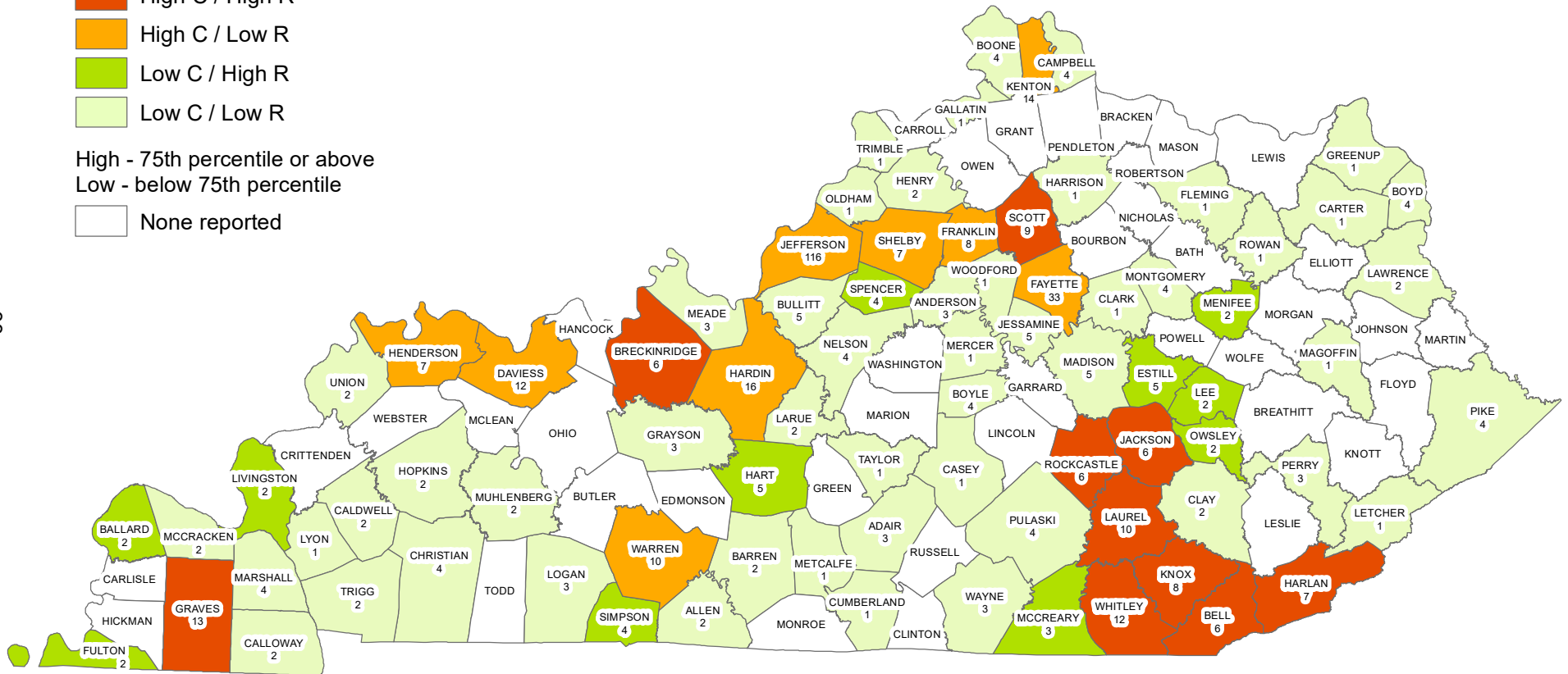
Kentucky State Police
Criminal Identification and Records Branch
GIS Section

- High C / High R
- High C / Low R
- Low C / High R
- Low C / Low R

High - 75th percentile or above

Low - below 75th percentile

None reported



Year 2017

Homicide Offenses by County

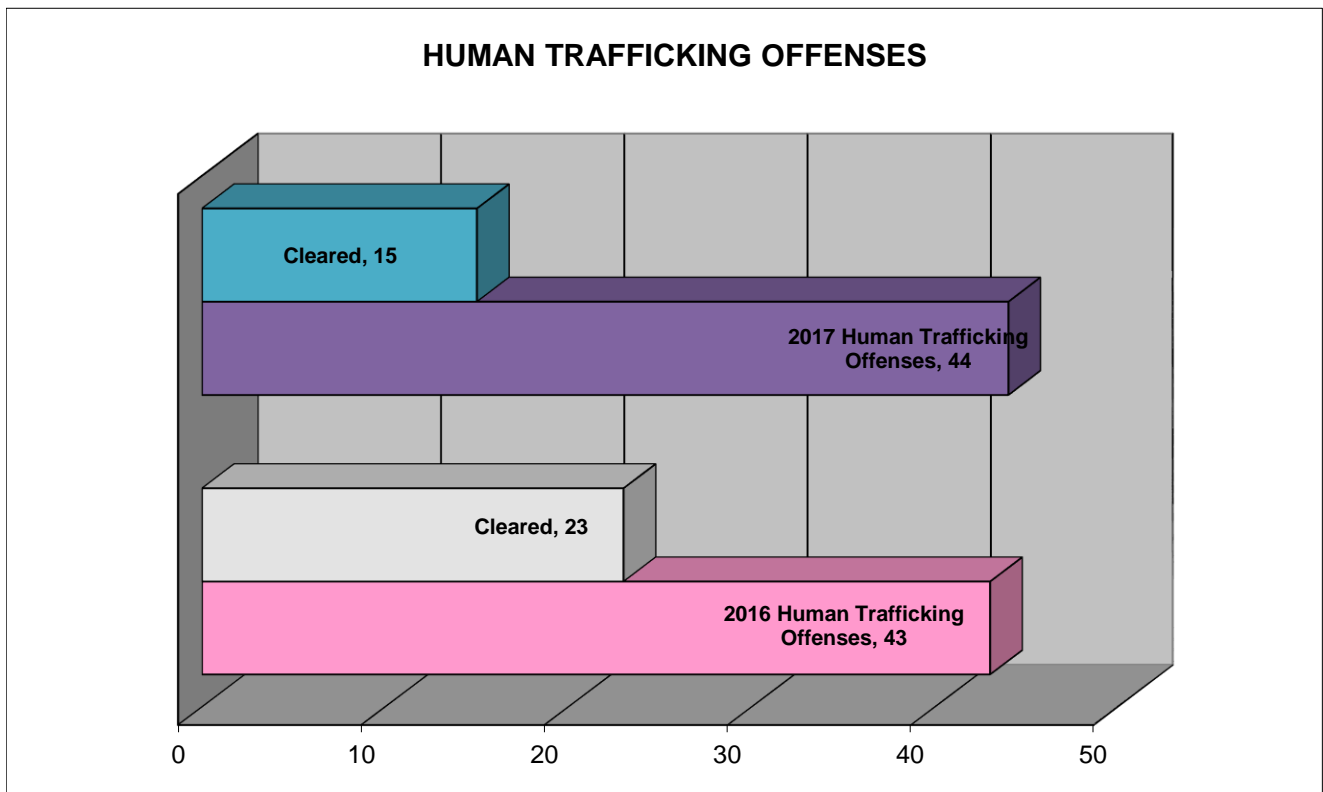
HUMAN TRAFFICKING

DEFINITION

The inducement of a person to perform a commercial sex act, or labor, or services, through force, fraud, or coercion. Human trafficking has also occurred if a person under 18 years of age has been induced, or enticed, regardless of force, fraud, or coercion, to perform a commercial sex act.

NUMBER OF HUMAN TRAFFICKING OFFENSES	CLEARED	CLEARANCE RATE
44	15	34%

**HUMAN TRAFFICKING OFFENSES WERE COMMITTED
APPROXIMATELY EVERY 8 DAYS**



*Definitions acquired from the U.S. Department of Justice publication: August 2000 National Incident Based Reporting System-Volume 1

C - total number of offenses in a county (Count)

R - total number of offenses divided by total county population (Rate per capita)

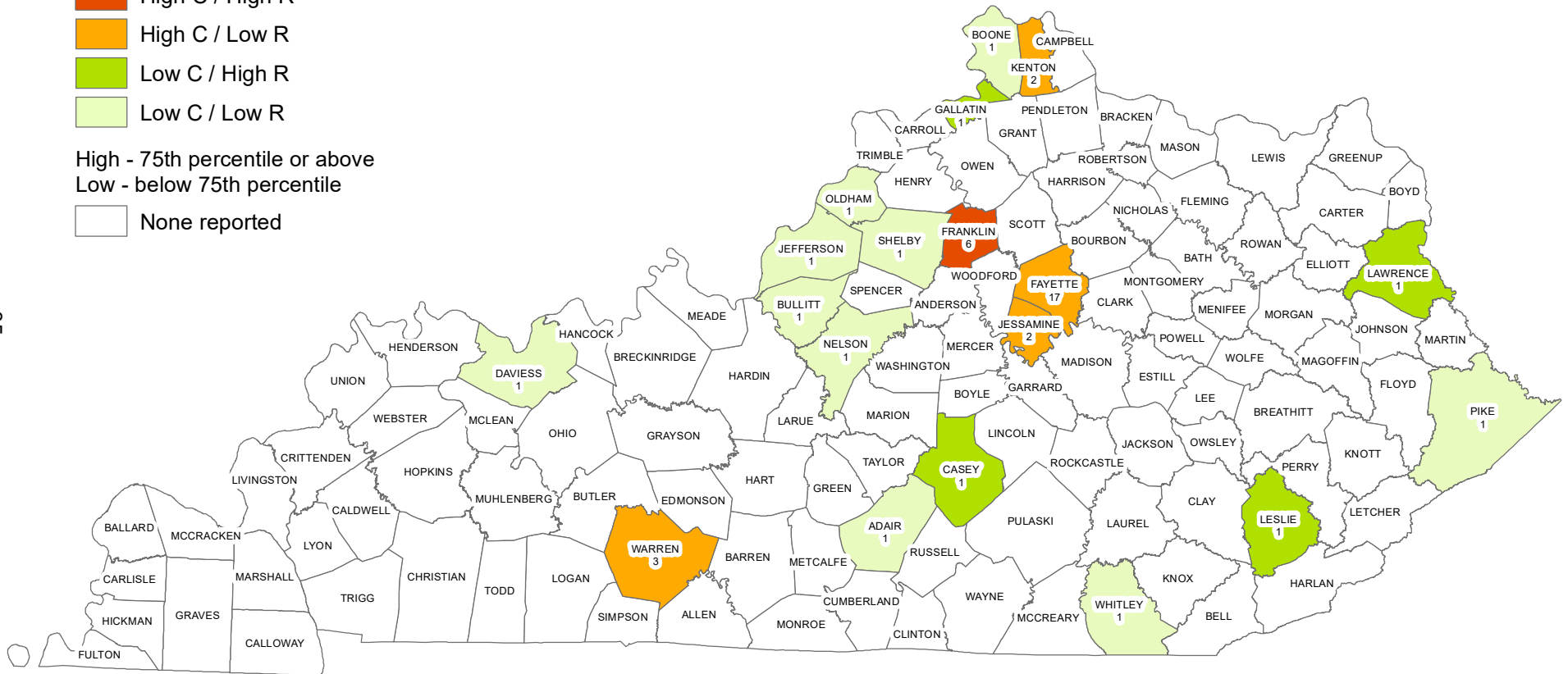
Kentucky State Police
Criminal Identification and Records Branch
GIS Section

- High C / High R
- High C / Low R
- Low C / High R
- Low C / Low R

High - 75th percentile or above

Low - below 75th percentile

None reported



Year 2017

Human Trafficking Offenses by County

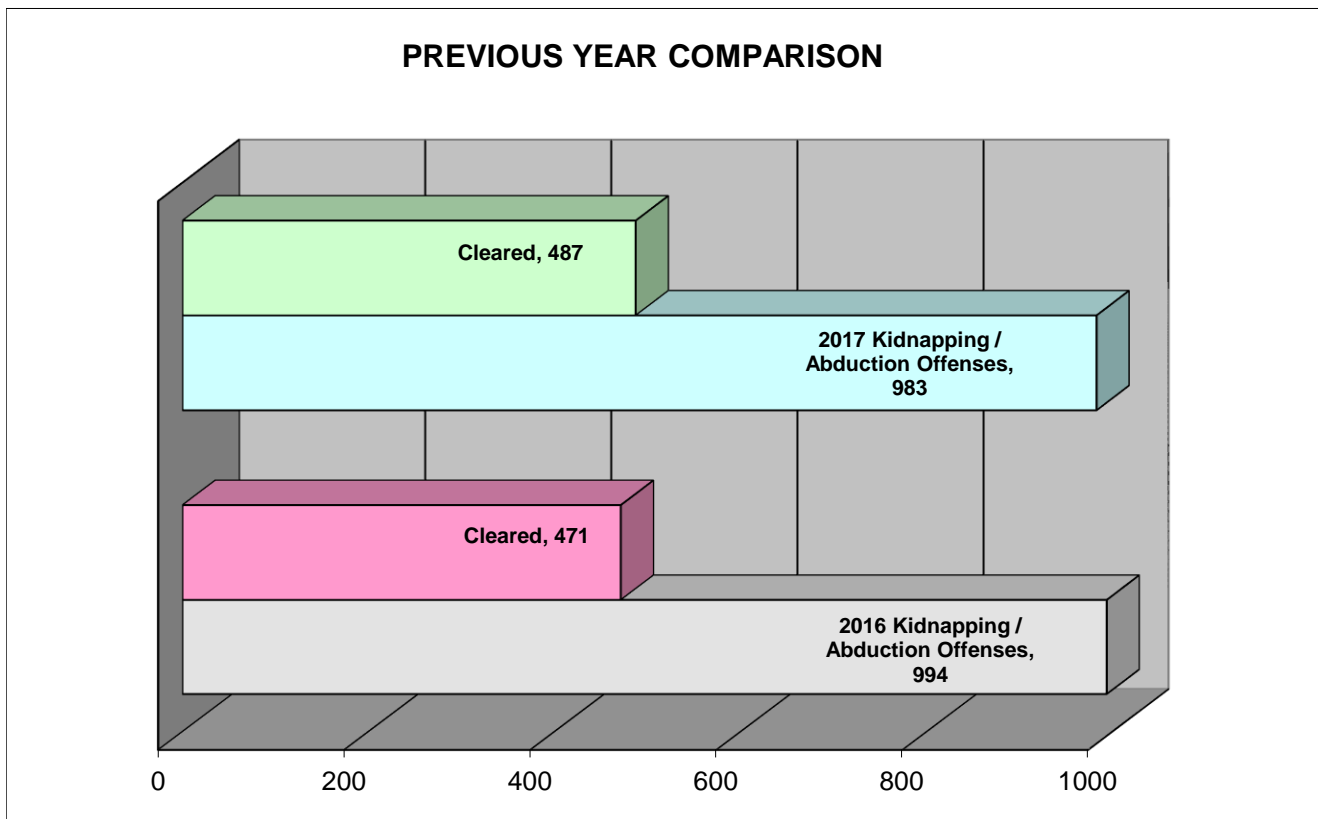
KIDNAPPING / ABDUCTION

DEFINITION

The unlawful seizure, transportation, and/or detention of a person against his/her will or of a minor without the consent of his/her custodial parent(s) or legal guardian.

NUMBER OF KIDNAPPING / ABDUCTION OFFENSES	CLEARED	CLEARANCE RATE
983	487	50%

**KIDNAPPING / ABDUCTION OFFENSES
WERE COMMITTED APPROXIMATELY EVERY 9 HOURS**



*Definitions acquired from the U.S. Department of Justice publication: August 2000 National Incident Based Reporting System-Volume 1

C - total number of offenses in a county (Count)

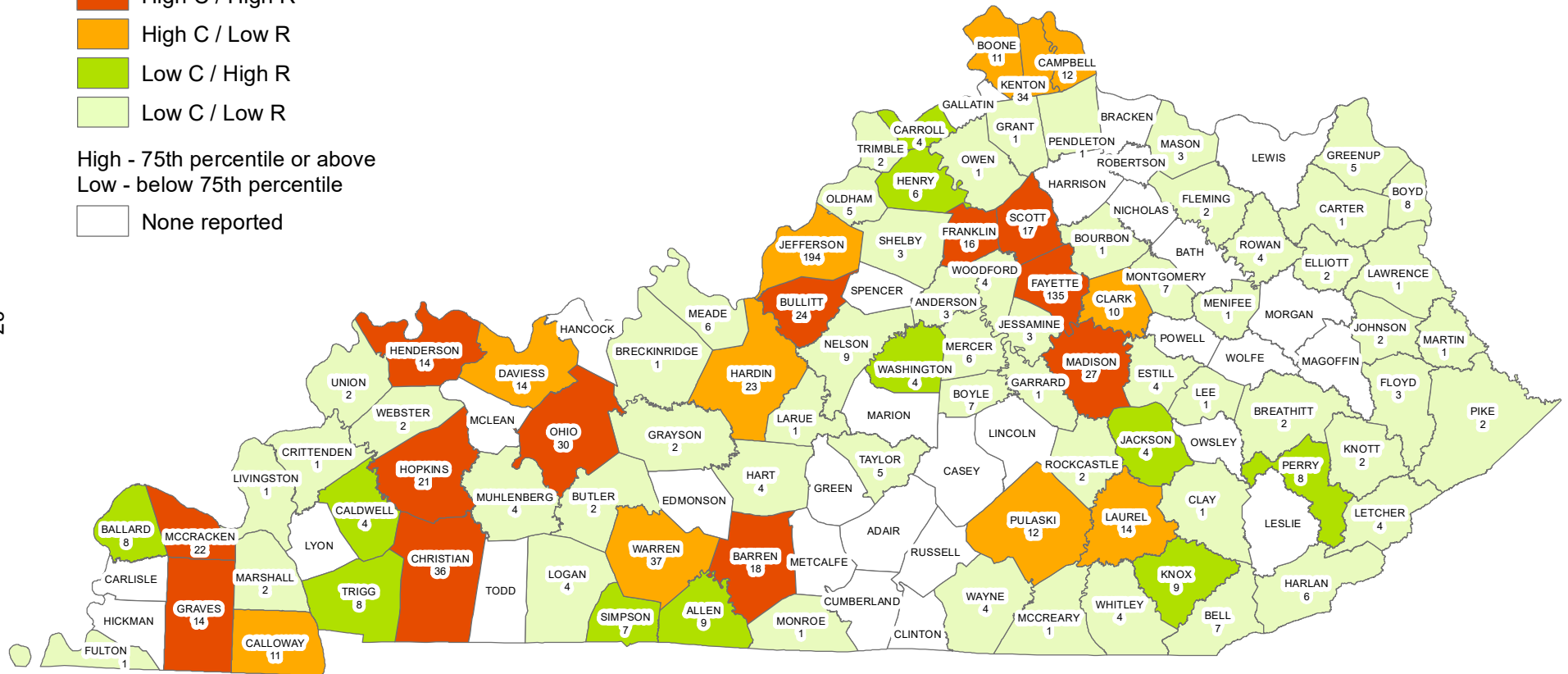
R - total number of offenses divided by total county population (Rate per capita)

Kentucky State Police
Criminal Identification and Records Branch
GIS Section



High - 75th percentile or above
Low - below 75th percentile

None reported



Year 2017

Kidnapping / Abduction Offenses by County

LARCENY / THEFT OFFENSES

DEFINITION

The unlawful taking, carrying, leading, or riding away of property from the possession or constructive possession of another person.

NUMBER OF LARCENY / THEFT OFFENSES	CLEARED	CLEARANCE RATE
75,518	14,716	19%

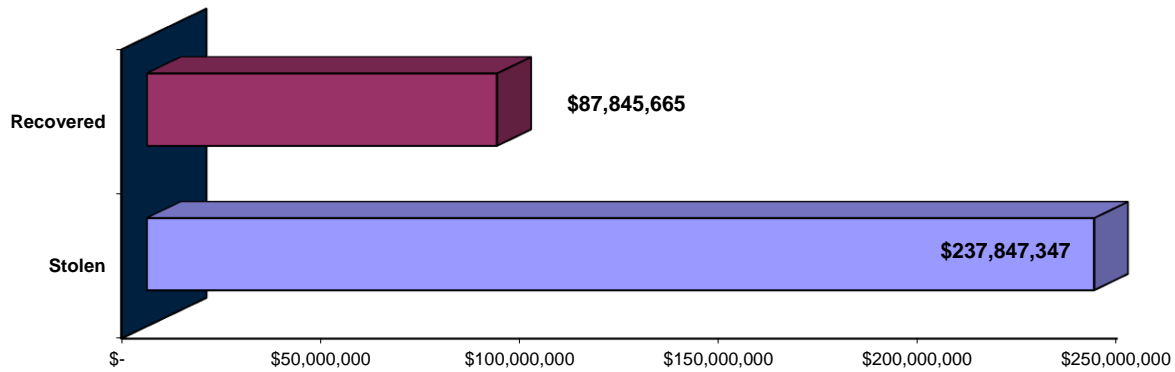
**LARCENY / THEFT OFFENSES WERE
COMMITTED APPROXIMATELY EVERY 7 MINUTES**

BREAKDOWN	# OF OFFENSES	# CLEARED	CLEARANCE RATE
POCKET-PICKING	131	3	2%
PURSE-SNATCHING	161	21	13%
SHOPLIFTING	16,668	7,348	44%
THEFT FROM BUILDING	4,265	560	13%
THEFT FROM COIN-OPERATED MACHINE OR DEVICE	91	16	18%
THEFT FROM MOTOR VEHICLE	13,881	1,068	8%
THEFT OF MOTOR VEHICLE PARTS OR ACCESSORIES	1,668	34	2%
ALL OTHER LARCENY	38,653	5,666	15%

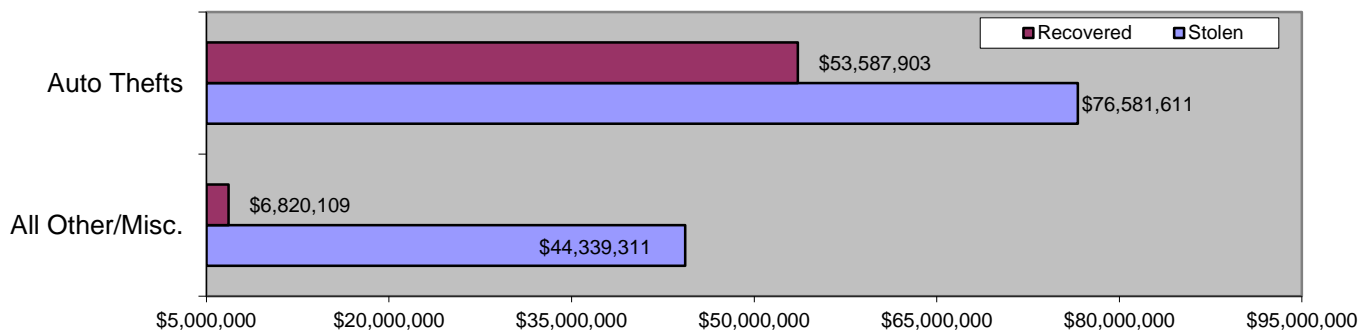
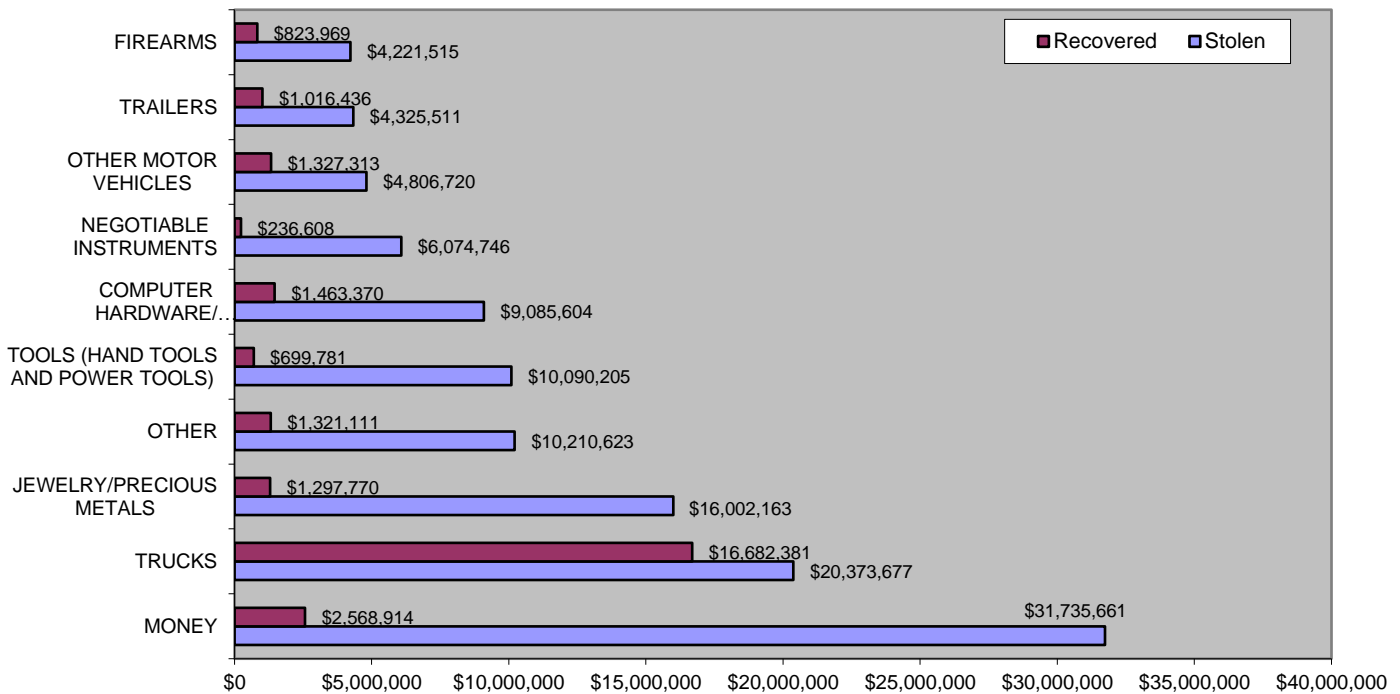
*Definitions acquired from the U.S. Department of Justice publication: August 2000 National Incident Based Reporting System-Volume 1

VALUE OF PROPERTY STOLEN / RECOVERED

The estimated value of property reported stolen and recovered in Kentucky during 2017 is illustrated by the graphs below. (Graphs only show stolen and recovered value ratios for each category. Categories should not be compared to each other.)



Top 10 Stolen Item Types by Value
(Auto Theft Shown Separately)



MOTOR VEHICLE THEFT

DEFINITION

The theft of a motor vehicle.

NUMBER OF MOTOR VEHICLE THEFT OFFENSES	CLEARED	CLEARANCE RATE
10,845	1,713	16%

**MOTOR VEHICLE THEFT OFFENSES WERE
COMMITTED APPROXIMATELY EVERY 48 MINUTES**

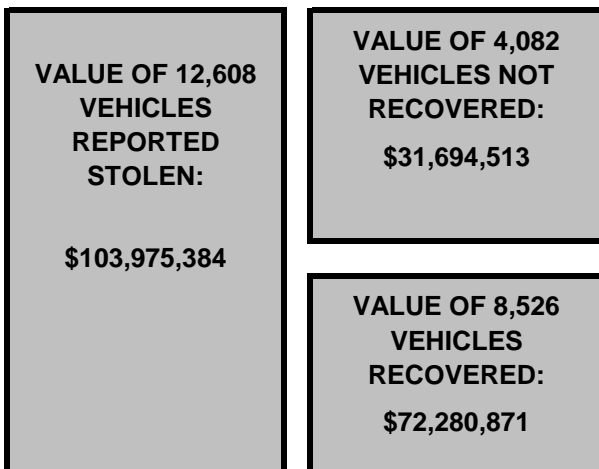
THE COST OF MOTOR VEHICLE THEFT

The value of stolen vehicles as well as recovered and non-recovered vehicles is shown in the chart below. It should be noted that multiple vehicles can be listed as stolen on a single report.

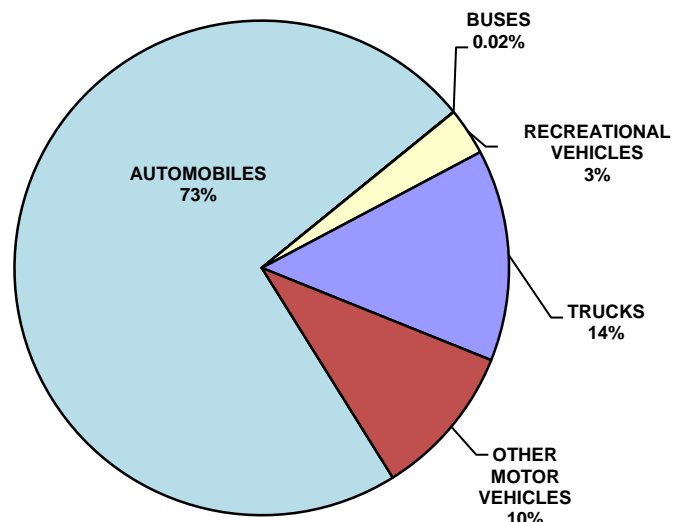
A breakdown by the type of vehicles stolen is shown in the chart below. "Automobiles" include cars, taxi cabs, and other passenger vehicles. "Other Vehicles" include mopeds, motorcycles, motor scooters, trail bikes, etc.

Of the vehicles stolen, **71%** were recovered. These figures do not include vehicles stolen out of state and recovered in Kentucky.

VALUE OF VEHICLES



TYPE OF VEHICLES STOLEN



*Definitions acquired from the U.S. Department of Justice publication: August 2000 National Incident Based Reporting System-Volume 1

R - total number of offenses divided by total county population (Rate per capita)

R - total number of offenses divided by total county population (Rate per capita)

High C / High R

High C / Low R

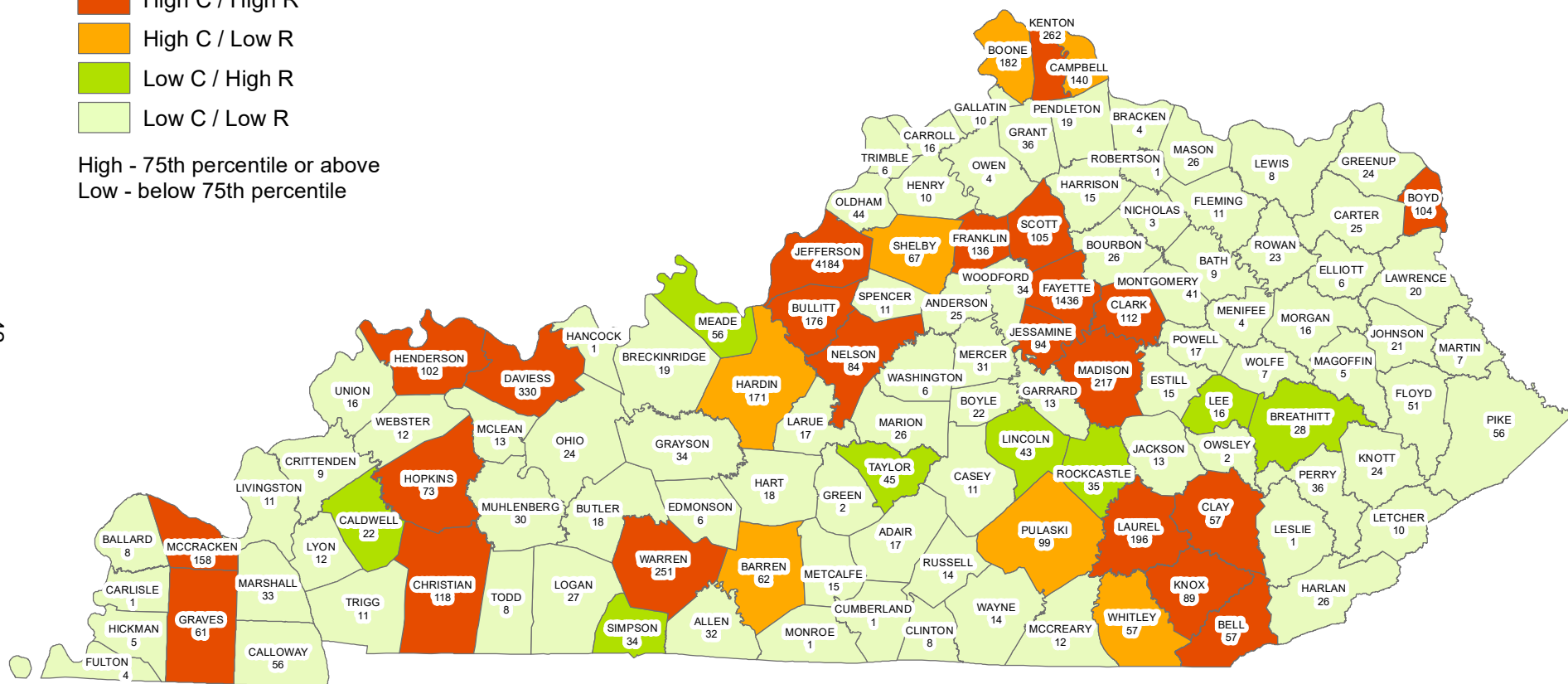
 Low C / High R

Low C / Low R

High - 75th percentile or above

Low - below 75th percentile

Kentucky State Police
Criminal Identification and Records Branch
GIS Section



Year 2017

Motor Vehicle Theft Offenses by County

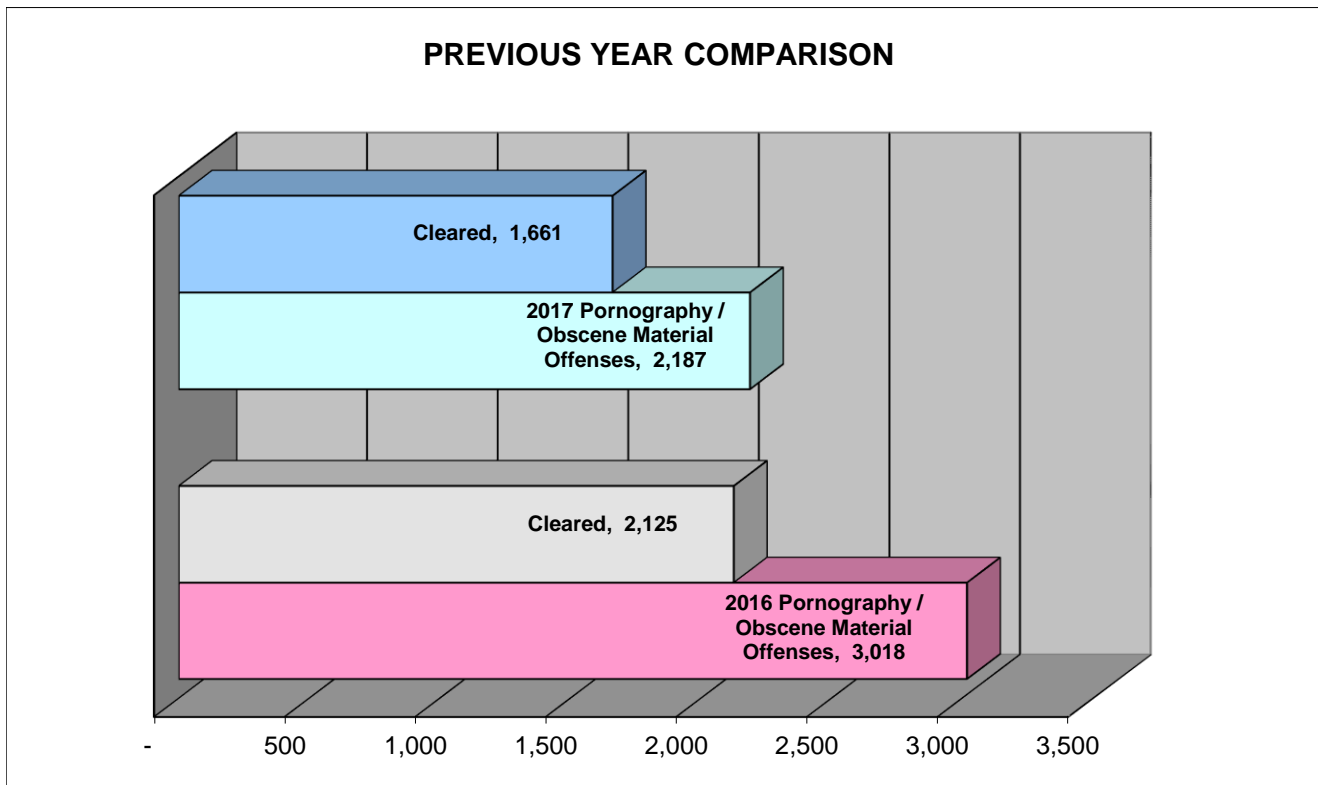
PORNOGRAPHY / OBSCENE MATERIAL

DEFINITION

The violation of laws or ordinances prohibiting the manufacture, publishing, sale, purchase, or possession of sexually explicit material, e.g., literature or photographs.

NUMBER OF PORNOGRAPHY / OBSCENE MATERIAL OFFENSES	CLEARED	CLEARANCE RATE
2,187	1,661	76%

**PORNOGRAPHY / OBSCENE MATERIAL OFFENSES
WERE COMMITTED APPROXIMATELY EVERY 4 HOURS**

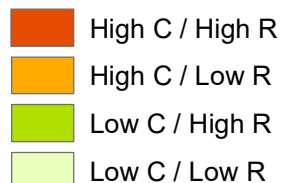


*Definitions acquired from the U.S. Department of Justice publication: August 2000 National Incident Based Reporting System-Volume 1

C - total number of offenses in a county (Count)

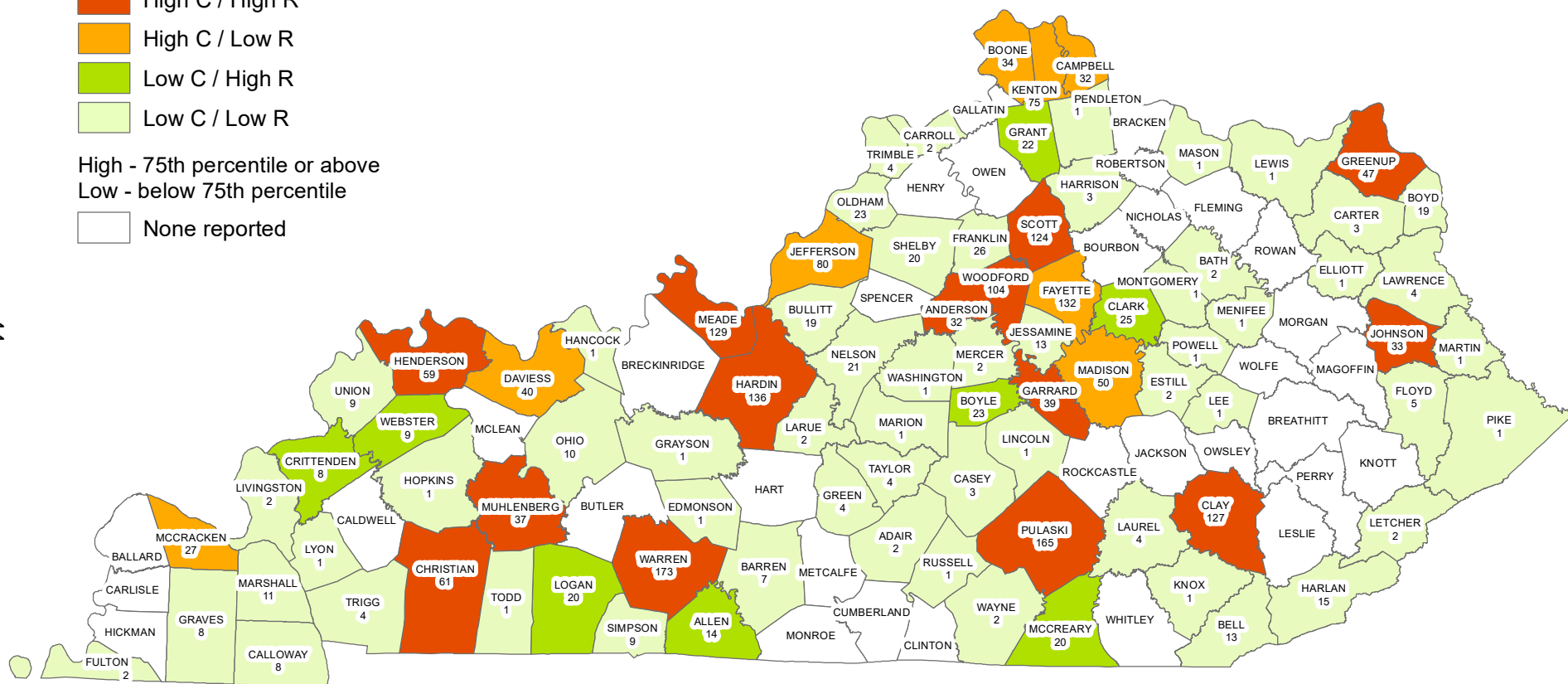
R - total number of offenses divided by total county population (Rate per capita)

Kentucky State Police
Criminal Identification and Records Branch
GIS Section



High - 75th percentile or above
Low - below 75th percentile

None reported



Year 2017

Pornography / Obscene Material Offenses by County

PROSTITUTION OFFENSES

DEFINITION

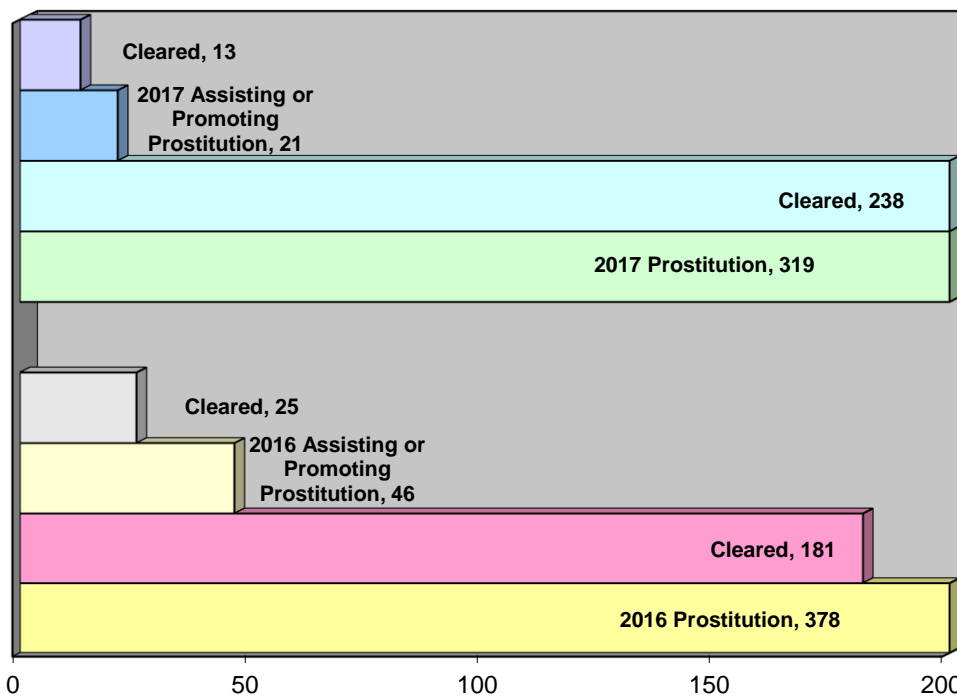
To unlawfully engage in or promote sexual activities for profit.

NUMBER OF PROSTITUTION OFFENSES	CLEARED	CLEARANCE RATE
340	251	74%

**PROSTITUTION OFFENSES WERE COMMITTED
APPROXIMATELY EVERY 20 HOURS**

BREAKDOWN	# OF OFFENSES	# CLEARED	CLEARANCE RATE
PROSTITUTION	319	238	75%
ASSISTING OR PROMOTING PROSTITUTION	21	13	62%

PREVIOUS YEAR COMPARISON

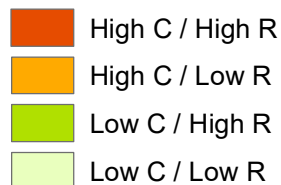


*Definitions acquired from the U.S. Department of Justice publication: August 2000 National Incident Based Reporting System-Volume 1

C - total number of offenses in a county (Count)

R - total number of offenses divided by total county population (Rate per capita)

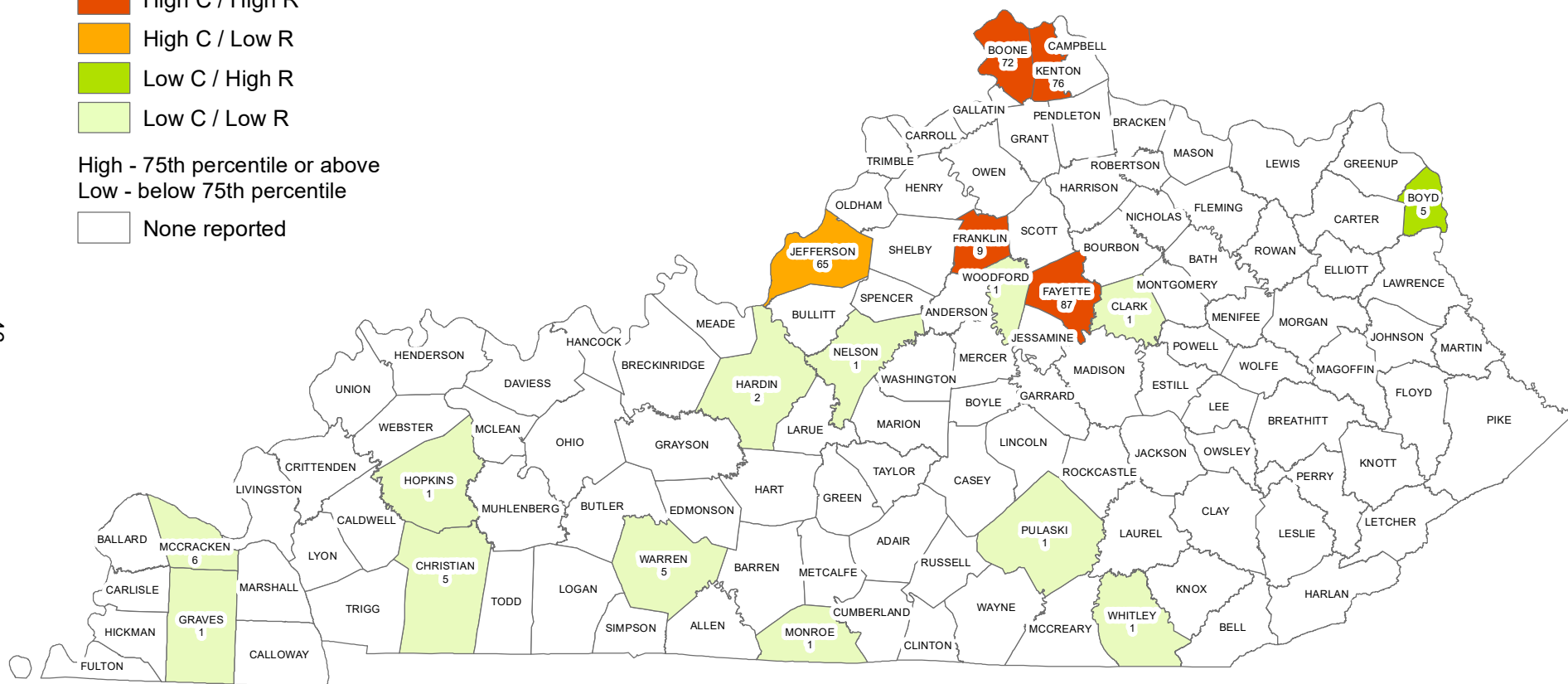
Kentucky State Police
Criminal Identification and Records Branch
GIS Section



High - 75th percentile or above

Low - below 75th percentile

None reported



Year 2017

Prostitution Offenses by County

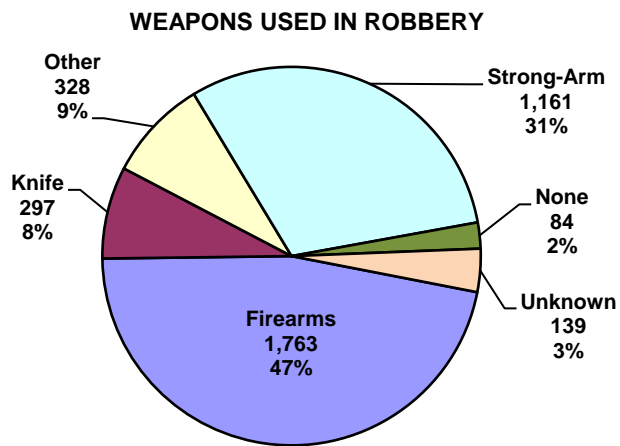
ROBBERY

DEFINITION

The taking or attempting to take anything of value under confrontational circumstances from the control, custody, or care of another person by force or threat of force or violence and/or by putting the victim in fear of immediate harm.

NUMBER OF ROBBERY OFFENSES	CLEARED	CLEARANCE RATE
3,010	637	21%

Robbery is considered to be a serious crime because the element of fear and personal confrontation with a weapon or strong-arm tactic is always present. The 21% clearance rate for robbery is higher than other crimes motivated by the theft of property, but low in comparison to murder and assault in which the element of personal confrontation is also present. This is attributed to the fact that the perpetrator usually conceals his personal identity from the victim.



ROBBERY WAS COMMITTED APPROXIMATELY EVERY 3 HOURS

TOP 5 HIGHEST NUMBER OF ROBBERIES BY LOCATION TYPE

CLASSIFICATION	NUMBER OF ROBBERIES	PERCENT OF DISTRIBUTION	TOTAL VALUE	AVERAGE VALUE
Highway/Road/Alley (Includes Street)	773	26.1%	\$ 877,089	\$ 1,135
Residence/Home	485	16.4%	\$ 922,243	\$ 1,902
Parking Lot/Garage	138	4.7%	\$ 383,310	\$ 2,778
Chain Store	112	3.8%	\$ 50,459	\$ 451
Department/Discount Store	79	2.7%	\$ 52,039	\$ 659
All Other Locations	1,371	46.3%	\$ 1,710,352	\$ 1,248
TOTAL	2,958	100.0%	\$ 3,995,491	\$ 8,171

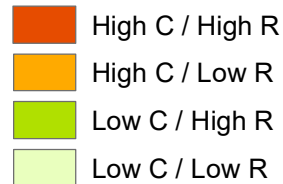
Note: The number of robbery offenses may differ from the amount of robberies listed in the above table due to time/place occurrence and how crime reports are submitted. A perpetrator could commit a string of robberies that would be considered a single case depending on the circumstances and how law enforcement chooses to report it.

Robbery classifications denote the type of robbery reported. Highway robberies occur on any roadway, whether it is a highway, county road, or city street. Commercial house robberies are those perpetrated in hotels, motels, restaurants, and like businesses. Chain store robberies include convenience type stores, groceries, and like businesses. Residences include homes, apartments, and other dwellings.

*Definitions acquired from the U.S. Department of Justice publication: August 2000 National Incident Based Reporting System-Volume 1

R - total number of offenses divided by total county population (Rate per capita)

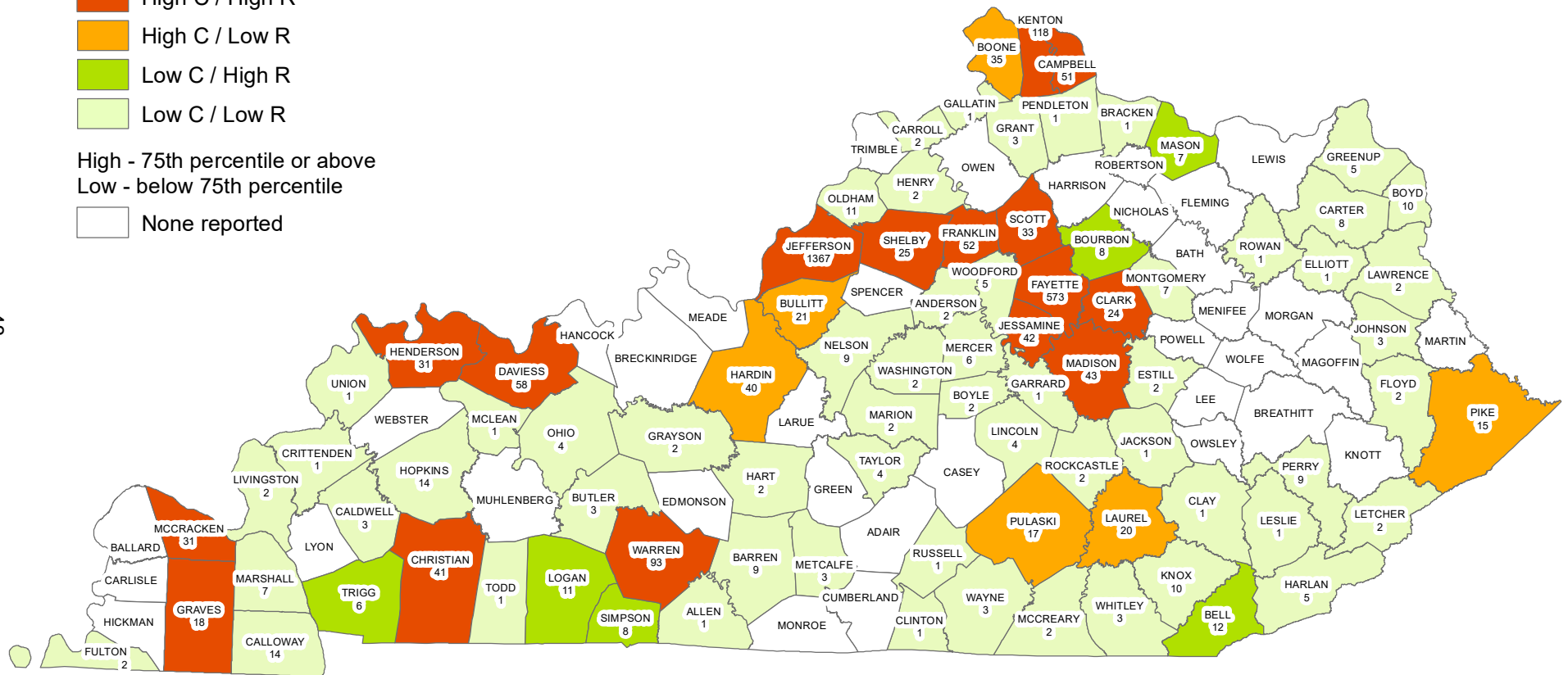
Kentucky State Police
Criminal Identification and Records Branch
GIS Section



High - 75th percentile or above

Low - below 75th percentile

☐ None reported



Year 2017

Robbery Offenses by County

SEX OFFENSES (FORCIBLE)

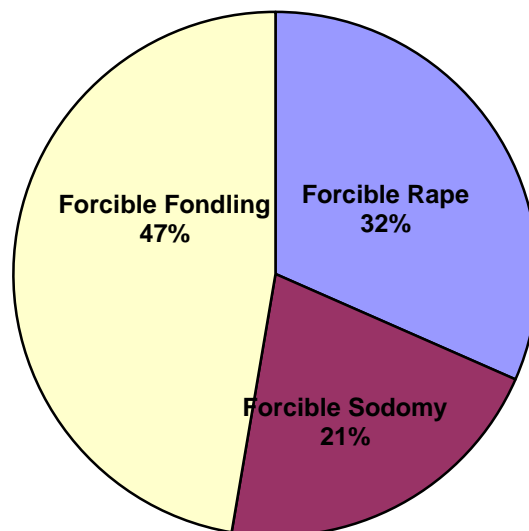
DEFINITION

Any sexual act directed against another person, forcibly and/or against that person's will or not forcibly or against the person's will in instances where the victim is incapable of giving consent.

NUMBER OF FORCIBLE SEX OFFENSES	CLEARED	CLEARANCE RATE
5,021	1,991	40%

**FORCIBLE SEX OFFENSES WERE
COMMITTED APPROXIMATELY EVERY 1.5 HOURS**

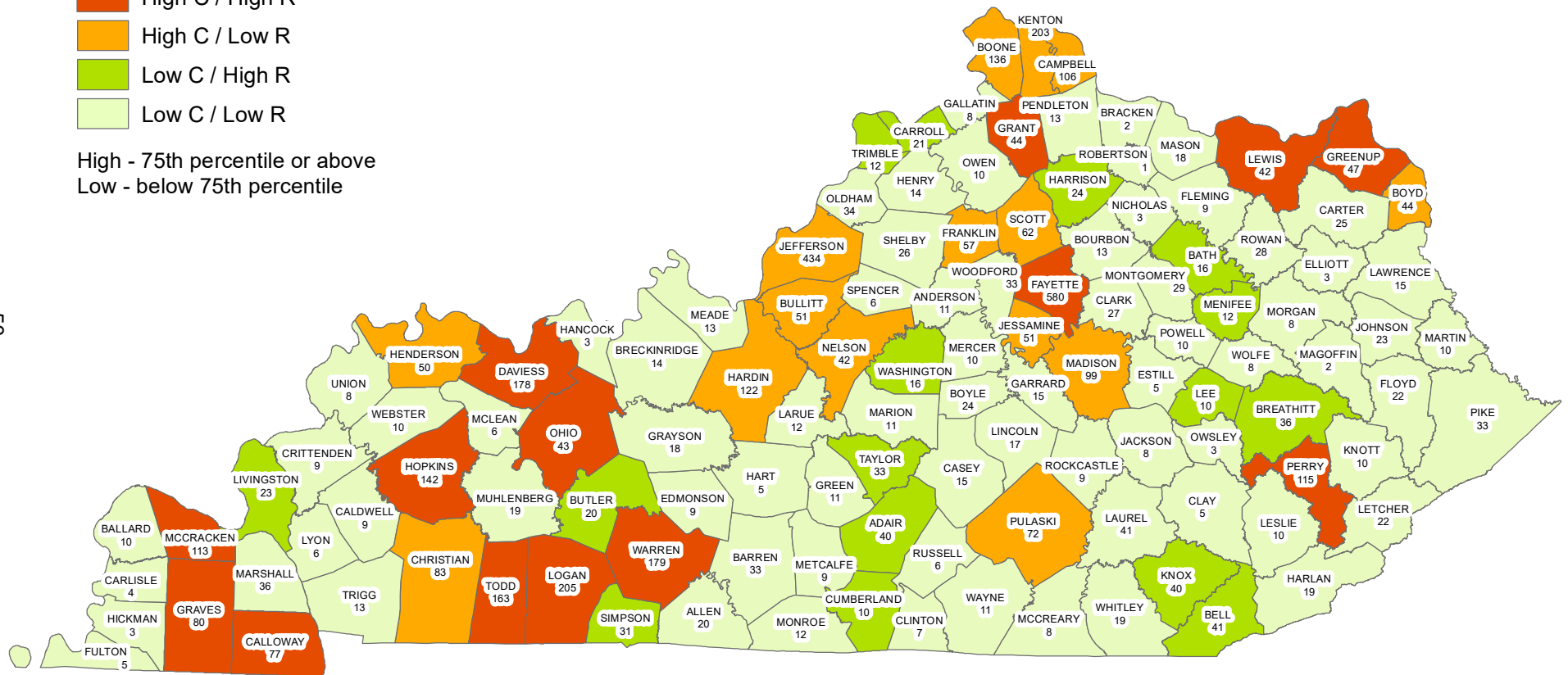
BREAKDOWN	# OF OFFENSES	# CLEARED	CLEARANCE RATE
FORCIBLE RAPE	1,586	557	35%
FORCIBLE SODOMY	1,059	479	45%
FORCIBLE FONDLING	2,376	955	40%



*Definitions acquired from the U.S. Department of Justice publication: August 2000 National Incident Based Reporting System-Volume 1

High - 75th percentile or above
Low - below 75th percentile

Kentucky State Police
Criminal Identification and Records Branch
GIS Section



Year 2017

Sex Offenses (Forcible) by County

SEX OFFENSES (NON-FORCIBLE)

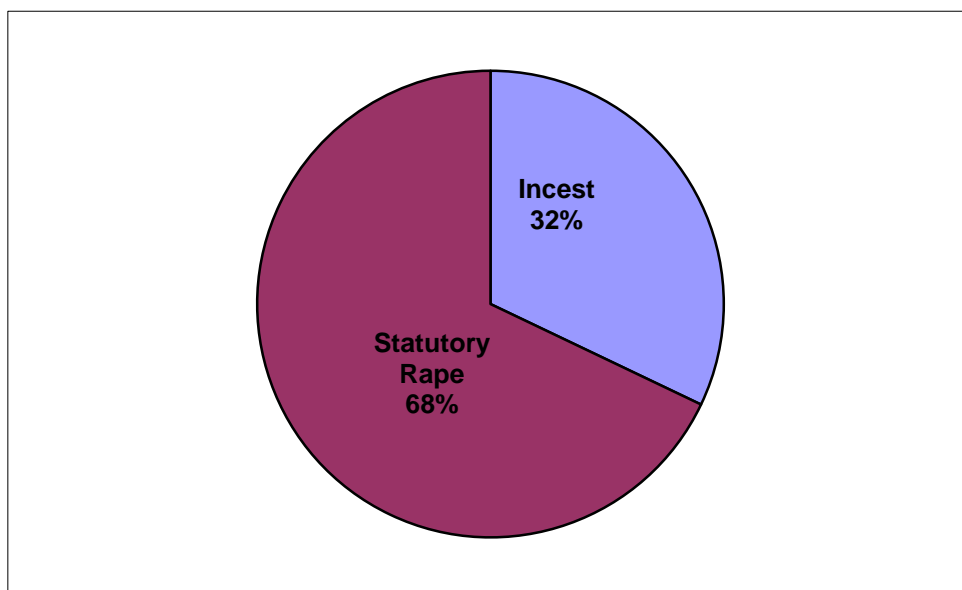
DEFINITION

Unlawful, nonforcible sexual intercourse.

NUMBER OF NON-FORCIBLE SEX OFFENSES	CLEARED	CLEARANCE RATE
508	236	46%

**NON-FORCIBLE SEX OFFENSES WERE
COMMITTED APPROXIMATELY EVERY 17 HOURS**

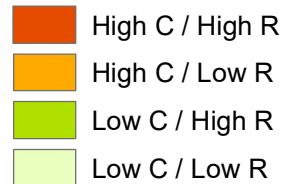
BREAKDOWN	# OF OFFENSES	# CLEARED	CLEARANCE RATE
INCEST	163	89	55%
STATUTORY RAPE	345	147	43%



*Definitions acquired from the U.S. Department of Justice publication: August 2000 National Incident Based Reporting System-Volume 1

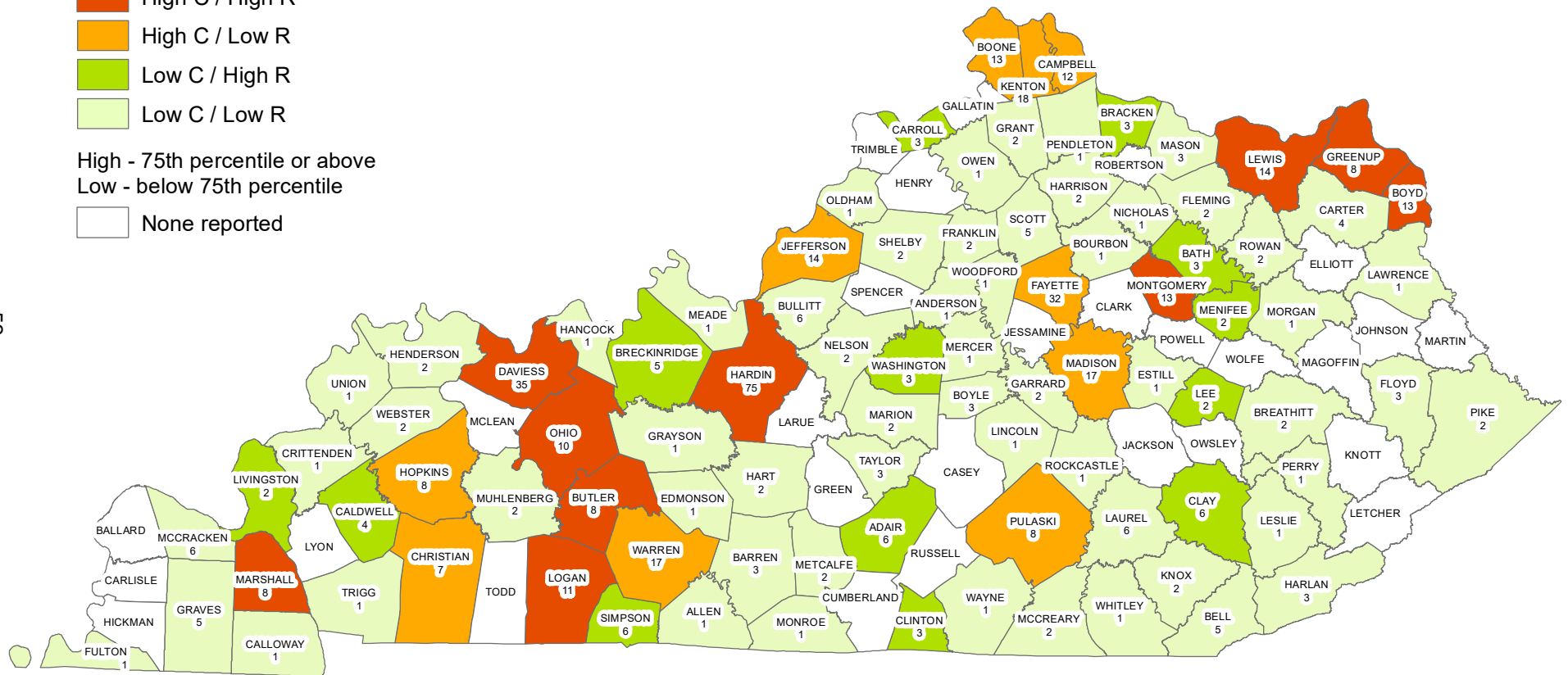
R - total number of offenses divided by total county population (Rate per capita)

Kentucky State Police
Criminal Identification and Records Branch
GIS Section



High - 75th percentile or above

Low - below 75th percentile

☐ None reported

52

Year 2017

Sex Offenses (Non-Forcible) by County

STOLEN PROPERTY OFFENSES

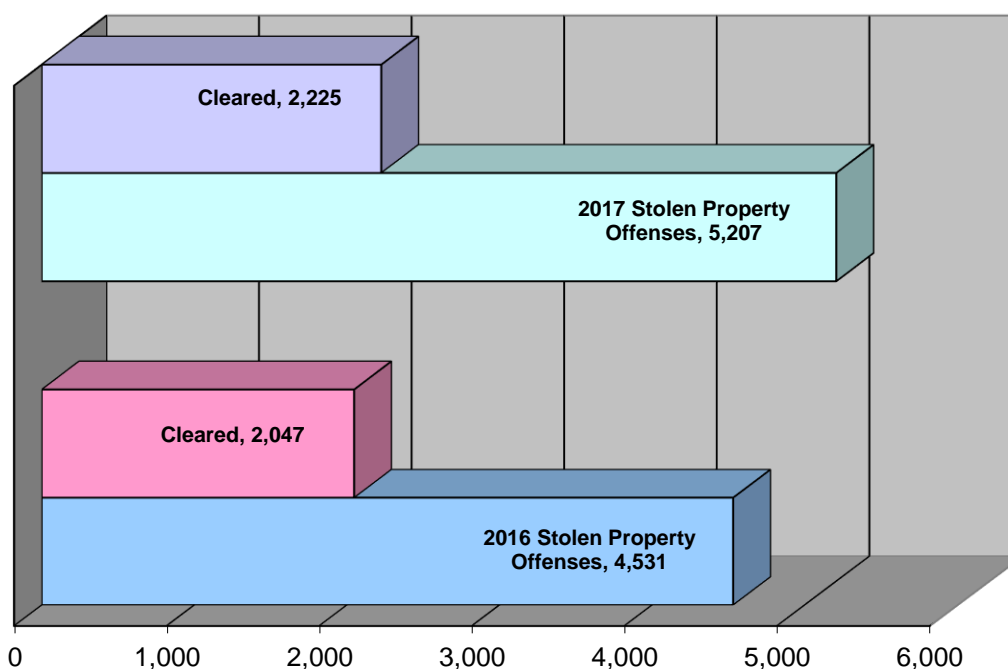
DEFINITION

Receiving, buying, selling, possessing, concealing, or transporting any property with the knowledge that it has been unlawfully taken, as by Burglary, Embezzlement, Fraud, Larceny, Robbery, etc.

NUMBER OF STOLEN PROPERTY OFFENSES	CLEARED	CLEARANCE RATE
5,207	2,225	43%

**STOLEN PROPERTY OFFENSES WERE
COMMITTED APPROXIMATELY EVERY 60 MINUTES**

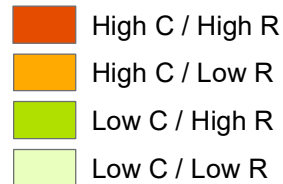
PREVIOUS YEAR COMPARISON



*Definitions acquired from the U.S. Department of Justice publication: August 2000 National Incident Based Reporting System-Volume 1

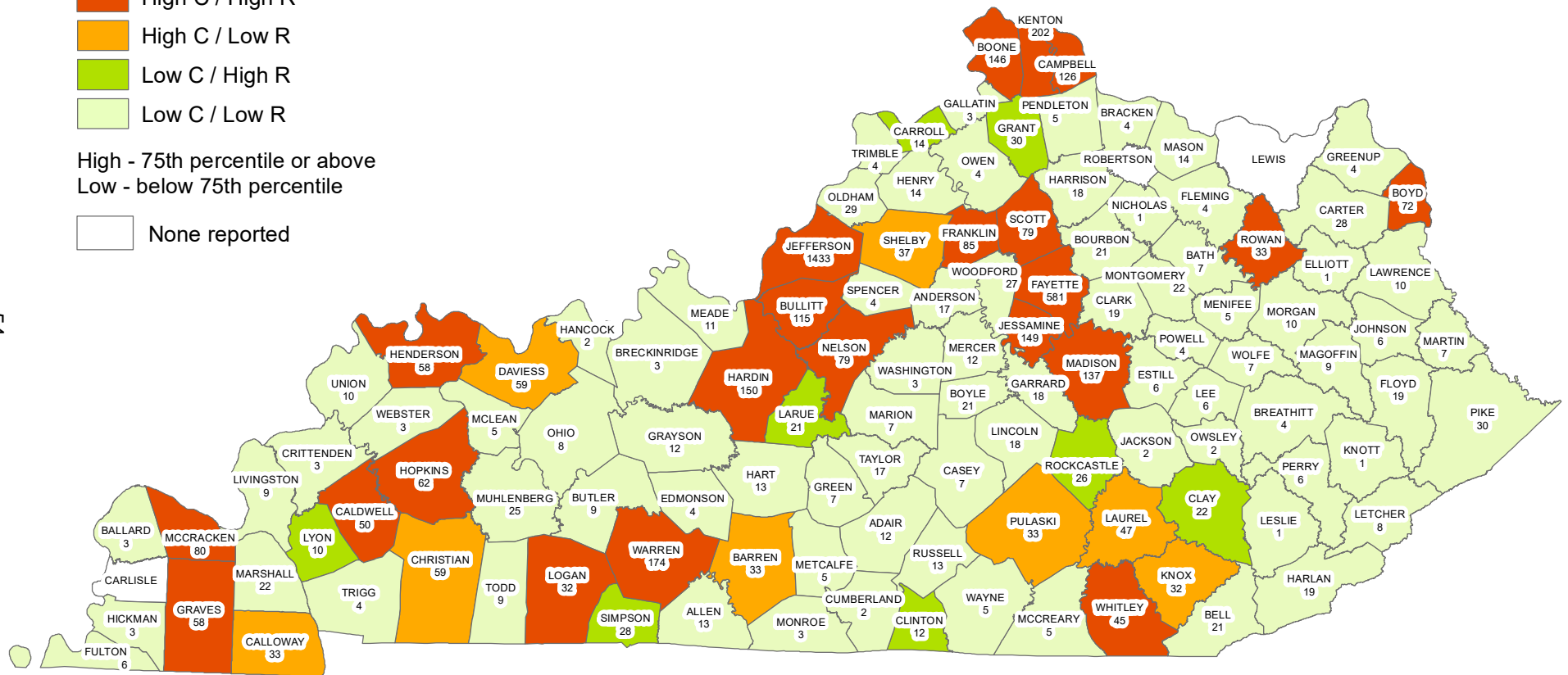
R - total number of offenses divided by total county population (Rate per capita)

Kentucky State Police
Criminal Identification and Records Branch
GIS Section



High - 75th percentile or above

Low - below 75th percentile

☐ None reported

Year 2017

Stolen Property Offenses by County

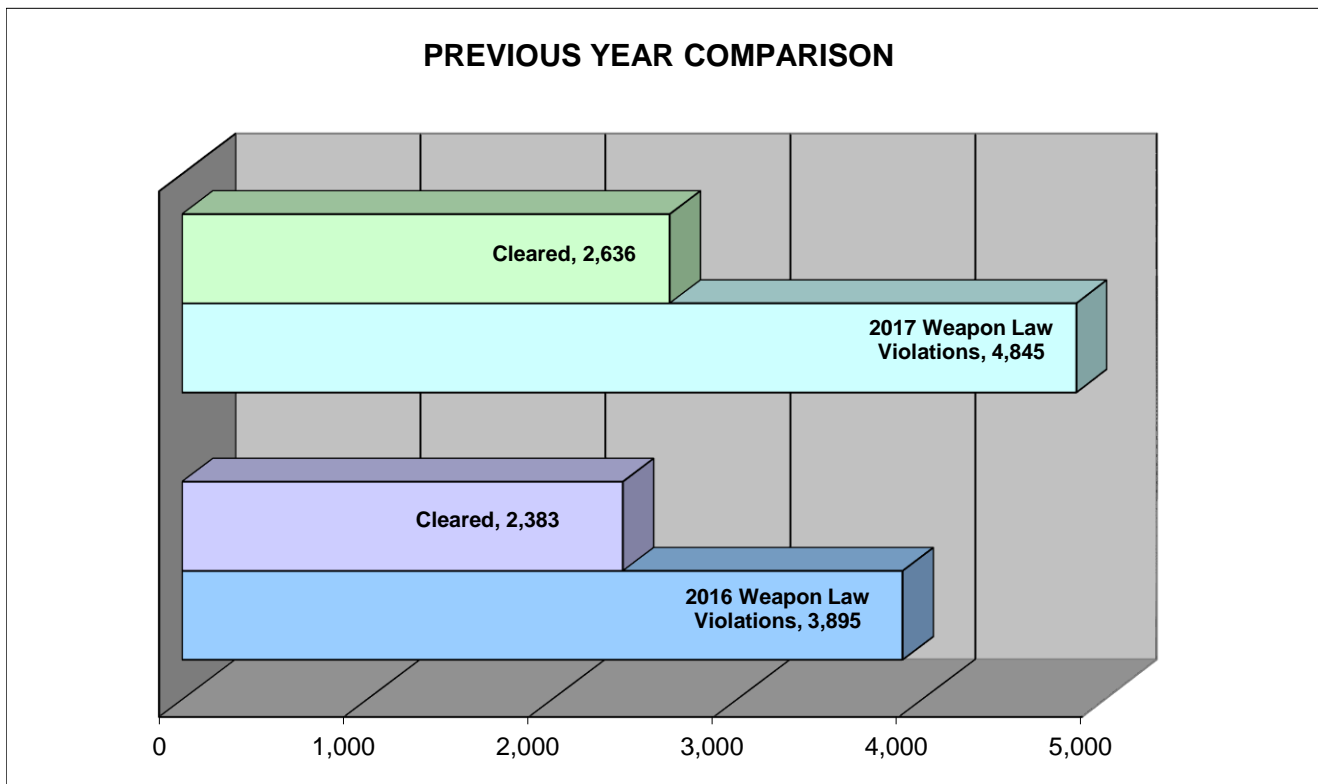
WEAPON LAW VIOLATIONS

DEFINITION

The violation of laws or ordinances prohibiting the manufacture, sale, purchase, transportation, possession, concealment, or use of firearms, cutting instruments, explosives, incendiary devices, or other deadly weapons.

NUMBER OF WEAPON LAW VIOLATIONS	CLEARED	CLEARANCE RATE
4,845	2,636	54%

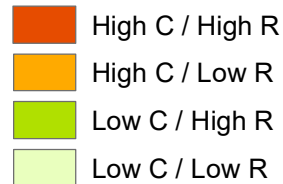
**WEAPON LAW VIOLATIONS WERE
COMMITTED APPROXIMATELY EVERY 2 HOURS**



*Definitions acquired from the U.S. Department of Justice publication: August 2000 National Incident Based Reporting System-Volume 1

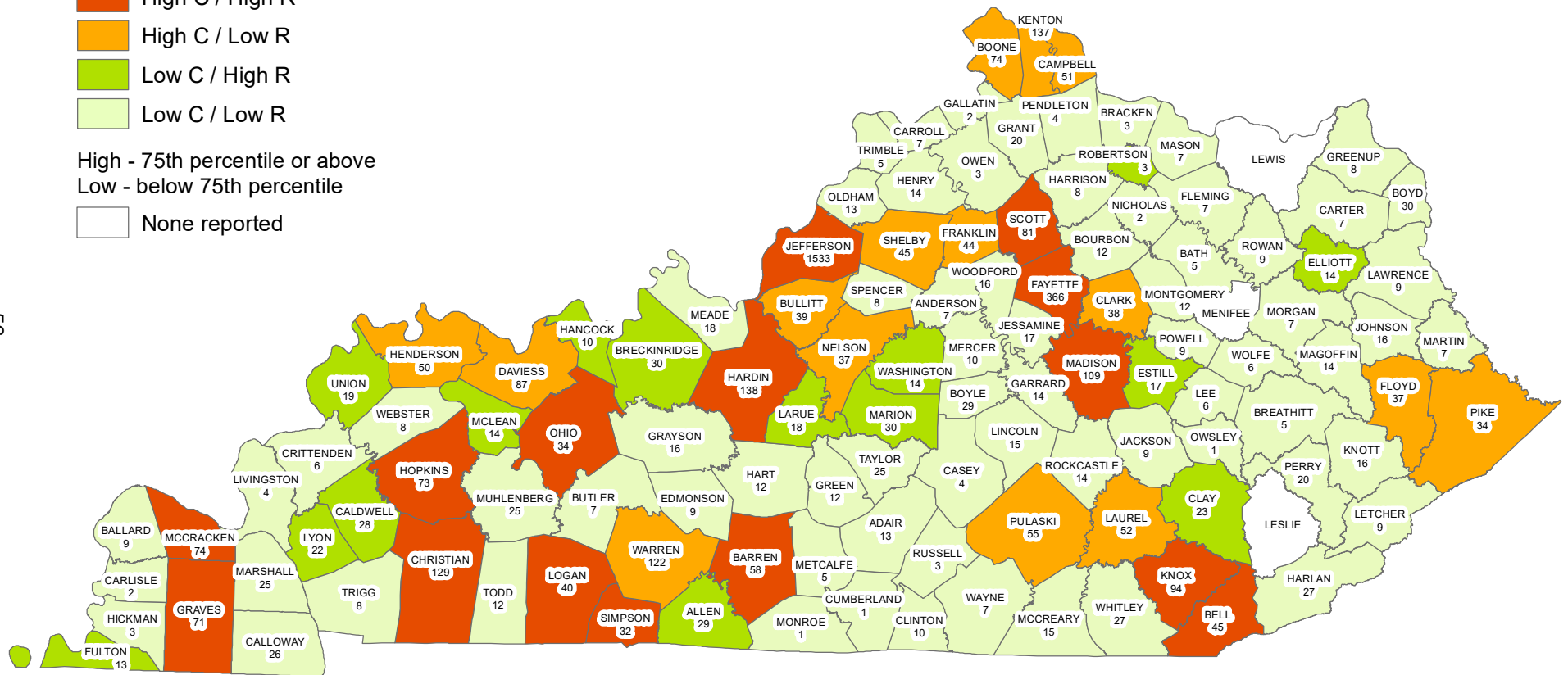
R - total number of offenses divided by total county population (Rate per capita)

Kentucky State Police
Criminal Identification and Records Branch
GIS Section



High - 75th percentile or above

Low - below 75th percentile

☐ None reported

Year 2017

Weapon Law Violations by County



**OFFENSES
BY COUNTY
AND AGENCY
REPORTED
AND CLEARED**

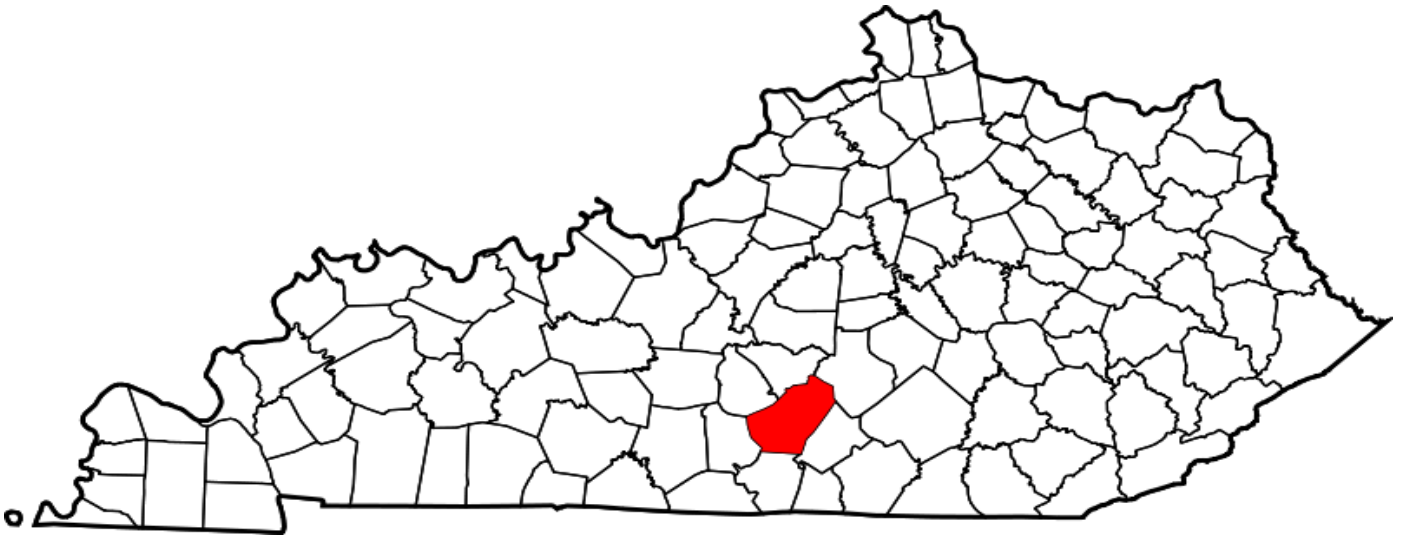
Adair County

**A CRIME IS COMMITTED IN ADAIR COUNTY
APPROXIMATELY EVERY 20 HOURS**

FULL TIME SWORN LAW ENFORCEMENT EMPLOYEES

Agency	Male	Female	Total
STATE POLICE	945	30	975
ADAIR COUNTY SHERIFF'S OFFICE	7	0	7
COLUMBIA POLICE DEPARTMENT	12	0	12

****Kentucky State Police Troopers may be assigned to multiple counties per post.**



County Seat: Columbia
Population: 19,485
Registered Sex Offenders: 44

ADAIR COUNTY

Group A Offenses	State Police		Sheriff		Columbia PD		All Other Agencies		Total	
By Category	Offenses		Offenses		Offenses		Offenses		Offenses	
	Reported	Cleared	Reported	Cleared	Reported	Cleared	Reported	Cleared	Reported	Cleared
Animal Cruelty	0	0	0	0	0	0	0	0	0	0
Arson	0	0	1	0	0	0	0	0	1	0
Assault Offenses	33	29	5	2	13	2	0	0	51	33
Bribery	0	0	0	0	1	1	0	0	1	1
Burglary/Breaking and Entering	16	4	4	0	3	2	0	0	23	6
Counterfeiting/Forgery	5	2	2	2	2	1	0	0	9	5
Destruction/Damage/Vandalism Of Property	9	4	6	4	4	2	0	0	19	10
Drug/Narcotic Offenses	101	69	37	30	33	21	9	9	180	129
Extortion/Blackmail	0	0	0	0	0	0	0	0	0	0
Fraud Offenses	7	4	1	1	2	1	2	1	12	7
Gambling Offenses	0	0	0	0	0	0	0	0	0	0
Homicide Offenses	2	2	1	0	0	0	0	0	3	2
Human Trafficking	1	1	0	0	0	0	0	0	1	1
Kidnapping/Abduction	0	0	0	0	0	0	0	0	0	0
Larceny/Theft Offenses	24	4	12	3	11	3	1	0	48	10
Motor Vehicle Theft	4	1	6	1	7	4	0	0	17	6
Pornography/Obscene Material	2	2	0	0	0	0	0	0	2	2
Prostitution Offenses	0	0	0	0	0	0	0	0	0	0
Robbery	0	0	0	0	0	0	0	0	0	0
Sex Offenses, Forcible	40	10	0	0	0	0	0	0	40	10
Sex Offenses, Nonforcible	6	0	0	0	0	0	0	0	6	0
Stolen Property Offenses (Receiving, etc.)	5	2	7	2	0	0	0	0	12	4
Weapon Law Violations	12	8	1	1	0	0	0	0	13	9
Total	267	142	83	46	76	37	12	10	438	235

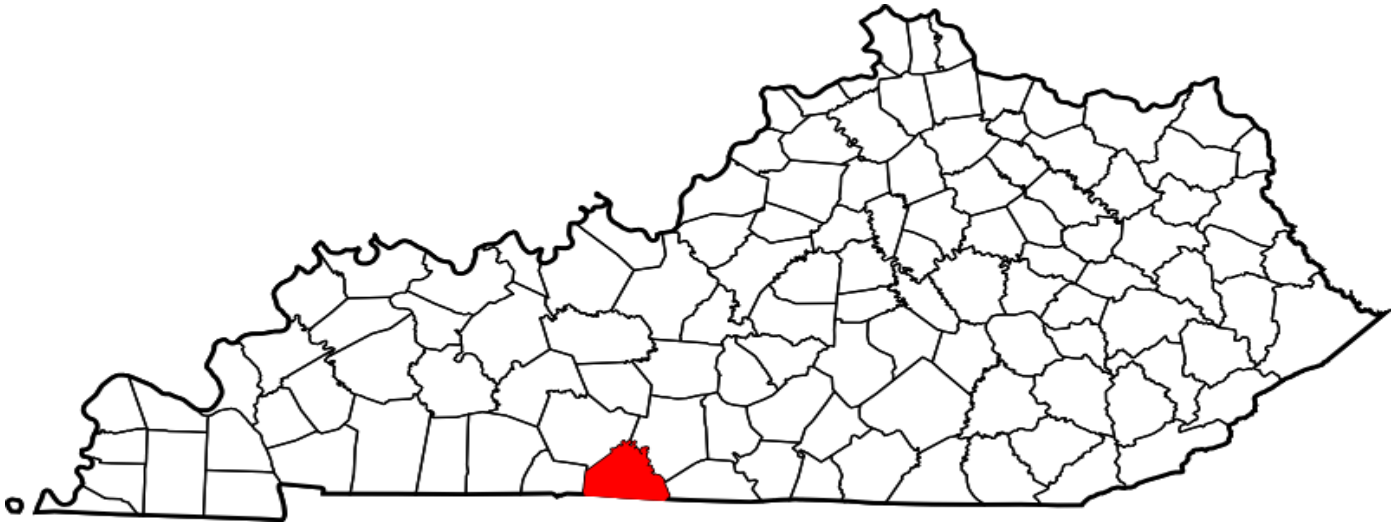
Allen County

**A CRIME IS COMMITTED IN ALLEN COUNTY
APPROXIMATELY EVERY 7 HOURS**

FULL TIME SWORN LAW ENFORCEMENT EMPLOYEES

Agency	Male	Female	Total
STATE POLICE	945	30	975
ALLEN COUNTY SHERIFF'S OFFICE	14	0	14
SCOTTSVILLE POLICE DEPARTMENT	16	2	18

****Kentucky State Police Troopers may be assigned to multiple counties per post.**



County Seat: Scottsville
Population: 20,933
Registered Sex Offenders: 57

ALLEN COUNTY

Group A Offenses	State Police		Sheriff		Scottsville PD		All Other Agencies		Total	
By Category	Offenses		Offenses		Offenses		Offenses		Offenses	
	Reported	Cleared	Reported	Cleared	Reported	Cleared	Reported	Cleared	Reported	Cleared
Animal Cruelty	0	0	1	1	0	0	0	0	1	1
Arson	0	0	1	1	1	0	0	0	2	1
Assault Offenses	2	2	64	34	76	59	0	0	142	95
Bribery	0	0	0	0	0	0	0	0	0	0
Burglary/Breaking and Entering	0	0	72	9	56	8	0	0	128	17
Counterfeiting/Forgery	1	1	2	0	7	2	0	0	10	3
Destruction/Damage/Vandalism Of Property	1	1	40	14	44	7	0	0	85	22
Drug/Narcotic Offenses	3	2	156	131	167	160	115	38	441	331
Extortion/Blackmail	0	0	0	0	0	0	0	0	0	0
Fraud Offenses	0	0	12	1	13	3	0	0	25	4
Gambling Offenses	0	0	0	0	0	0	0	0	0	0
Homicide Offenses	0	0	0	0	2	2	0	0	2	2
Human Trafficking	0	0	0	0	0	0	0	0	0	0
Kidnapping/Abduction	0	0	4	3	5	1	0	0	9	4
Larceny/Theft Offenses	0	0	75	3	159	27	1	0	235	30
Motor Vehicle Theft	1	0	16	3	15	3	0	0	32	6
Pornography/Obscene Material	10	10	1	0	3	2	0	0	14	12
Prostitution Offenses	0	0	0	0	0	0	0	0	0	0
Robbery	0	0	0	0	1	0	0	0	1	0
Sex Offenses, Forcible	2	0	11	1	7	1	0	0	20	2
Sex Offenses, Nonforcible	0	0	0	0	1	0	0	0	1	0
Stolen Property Offenses (Receiving, etc.)	1	1	4	1	7	3	1	0	13	5
Weapon Law Violations	1	1	13	10	9	6	6	4	29	21
Total	22	18	472	212	573	284	123	42	1190	556

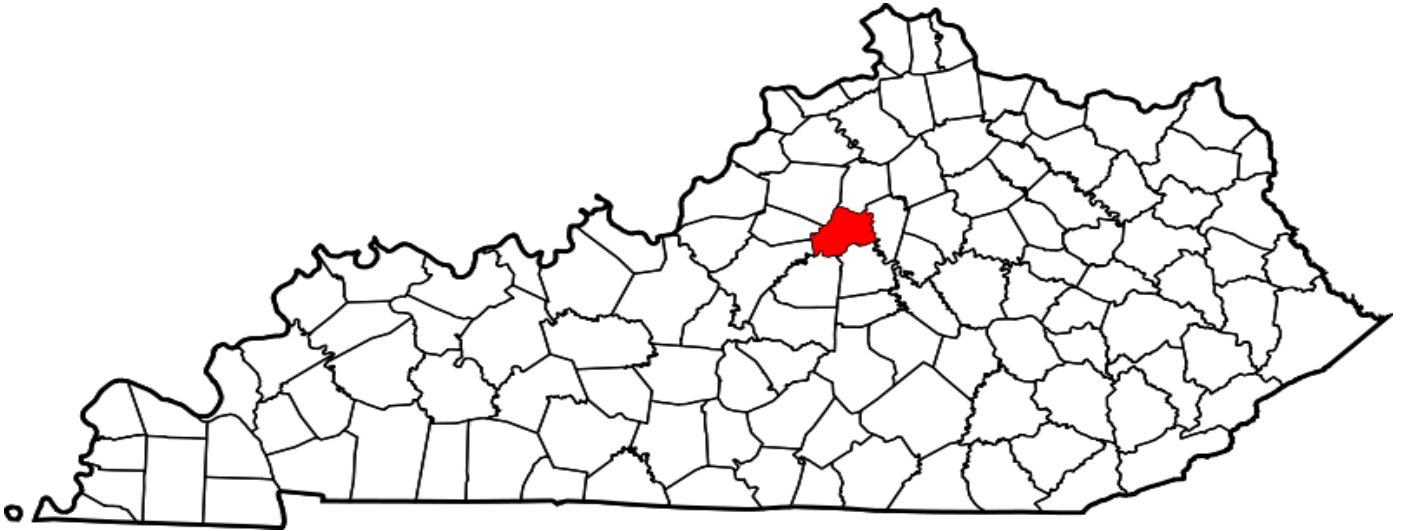
Anderson County

**A CRIME IS COMMITTED IN ANDERSON COUNTY
APPROXIMATELY EVERY 13 HOURS**

FULL TIME SWORN LAW ENFORCEMENT EMPLOYEES

Agency	Male	Female	Total
STATE POLICE	945	30	975
ANDERSON COUNTY SHERIFF'S OFFICE	17	3	20
LAWRENCEBURG POLICE DEPARTMENT	13	1	14

****Kentucky State Police Troopers may be assigned to multiple counties per post.**



County Seat: Lawrenceburg
Population: 22,544
Registered Sex Offenders: 35

ANDERSON COUNTY

Group A Offenses	State Police		Sheriff		Lawrenceburg PD		All Other Agencies		Total	
By Category	Offenses		Offenses		Offenses		Offenses		Offenses	
	Reported	Cleared	Reported	Cleared	Reported	Cleared	Reported	Cleared	Reported	Cleared
Animal Cruelty	0	0	0	0	0	0	0	0	0	0
Arson	4	3	0	0	0	0	0	0	4	3
Assault Offenses	13	10	16	7	60	43	0	0	89	60
Bribery	0	0	0	0	0	0	0	0	0	0
Burglary/Breaking and Entering	3	0	18	0	34	5	0	0	55	5
Counterfeiting/Forgery	6	6	1	0	12	8	0	0	19	14
Destruction/Damage/Vandalism Of Property	3	3	4	0	18	3	0	0	25	6
Drug/Narcotic Offenses	39	37	69	41	89	77	0	0	197	155
Extortion/Blackmail	0	0	0	0	0	0	0	0	0	0
Fraud Offenses	3	1	9	1	5	2	0	0	17	4
Gambling Offenses	0	0	0	0	0	0	0	0	0	0
Homicide Offenses	3	1	0	0	0	0	0	0	3	1
Human Trafficking	0	0	0	0	0	0	0	0	0	0
Kidnapping/Abduction	0	0	0	0	3	3	0	0	3	3
Larceny/Theft Offenses	17	11	33	0	117	29	0	0	167	40
Motor Vehicle Theft	2	0	6	1	17	3	0	0	25	4
Pornography/Obscene Material	21	21	1	0	10	10	0	0	32	31
Prostitution Offenses	0	0	0	0	0	0	0	0	0	0
Robbery	0	0	0	0	2	0	0	0	2	0
Sex Offenses, Forcible	9	2	0	0	2	0	0	0	11	2
Sex Offenses, Nonforcible	1	1	0	0	0	0	0	0	1	1
Stolen Property Offenses (Receiving, etc.)	2	1	8	2	7	2	0	0	17	5
Weapon Law Violations	1	1	5	5	1	1	0	0	7	7
Total	127	98	170	57	377	186	0	0	674	341

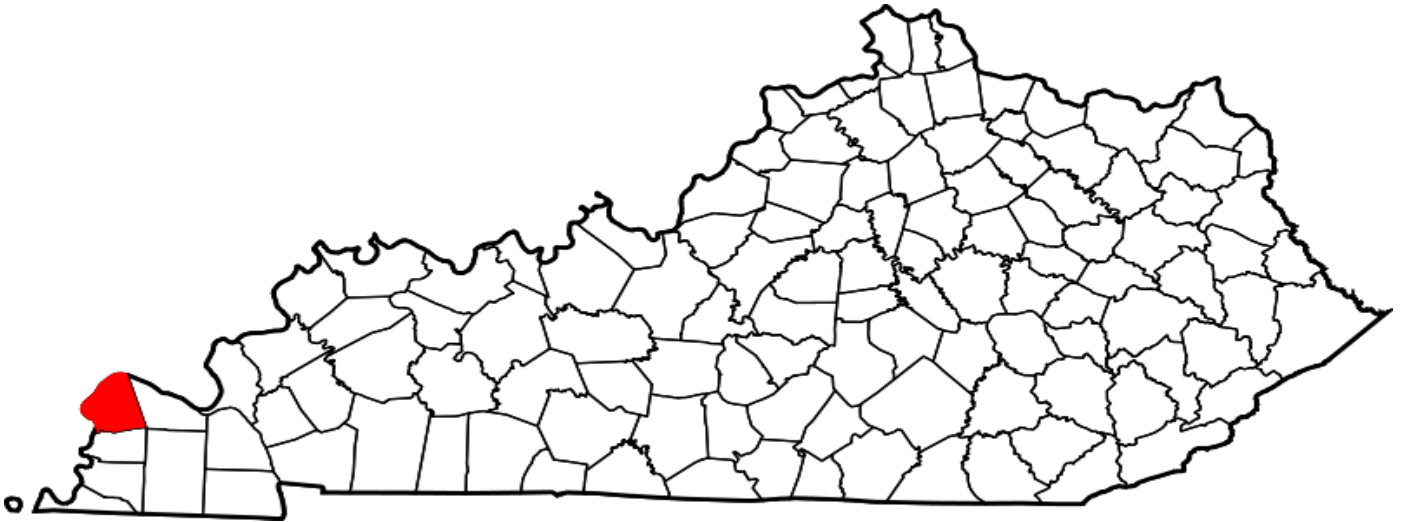
Ballard County

**A CRIME IS COMMITTED IN BALLARD COUNTY
APPROXIMATELY EVERY 24 Hours**

FULL TIME SWORN LAW ENFORCEMENT EMPLOYEES

Agency	Male	Female	Total
STATE POLICE	945	30	975
BALLARD COUNTY SHERIFF'S OFFICE	16	1	17
LACENTER POLICE DEPARTMENT	2	0	2

****Kentucky State Police Troopers may be assigned to multiple counties per post.**



County Seat: Wickliffe
Population: 8,039
Registered Sex Offenders: 18

BALLARD COUNTY

Group A Offenses	State Police		Sheriff		LaCenter PD		All Other Agencies		Total	
By Category	Offenses		Offenses		Offenses		Offenses		Offenses	
	Reported	Cleared	Reported	Cleared	Reported	Cleared	Reported	Cleared	Reported	Cleared
Animal Cruelty	0	0	0	0	0	0	0	0	0	0
Arson	0	0	0	0	0	0	0	0	0	0
Assault Offenses	6	4	34	27	5	1	1	1	46	33
Bribery	0	0	2	1	0	0	0	0	2	1
Burglary/Breaking and Entering	1	0	26	3	2	1	0	0	29	4
Counterfeiting/Forgery	5	1	3	0	0	0	0	0	8	1
Destruction/Damage/Vandalism Of Property	0	0	12	5	2	1	0	0	14	6
Drug/Narcotic Offenses	14	13	92	72	5	5	1	1	112	91
Extortion/Blackmail	0	0	0	0	0	0	0	0	0	0
Fraud Offenses	4	0	6	0	0	0	0	0	10	0
Gambling Offenses	0	0	0	0	0	0	0	0	0	0
Homicide Offenses	0	0	2	2	0	0	0	0	2	2
Human Trafficking	0	0	0	0	0	0	0	0	0	0
Kidnapping/Abduction	3	1	5	4	0	0	0	0	8	5
Larceny/Theft Offenses	3	2	48	9	1	0	0	0	52	11
Motor Vehicle Theft	1	1	7	3	0	0	0	0	8	4
Pornography/Obscene Material	0	0	0	0	0	0	0	0	0	0
Prostitution Offenses	0	0	0	0	0	0	0	0	0	0
Robbery	0	0	0	0	0	0	0	0	0	0
Sex Offenses, Forcible	6	1	3	2	1	0	0	0	10	3
Sex Offenses, Nonforcible	0	0	0	0	0	0	0	0	0	0
Stolen Property Offenses (Receiving, etc.)	1	1	1	0	1	1	0	0	3	2
Weapon Law Violations	1	1	7	7	1	1	0	0	9	9
Total	45	25	248	135	18	10	2	2	313	172

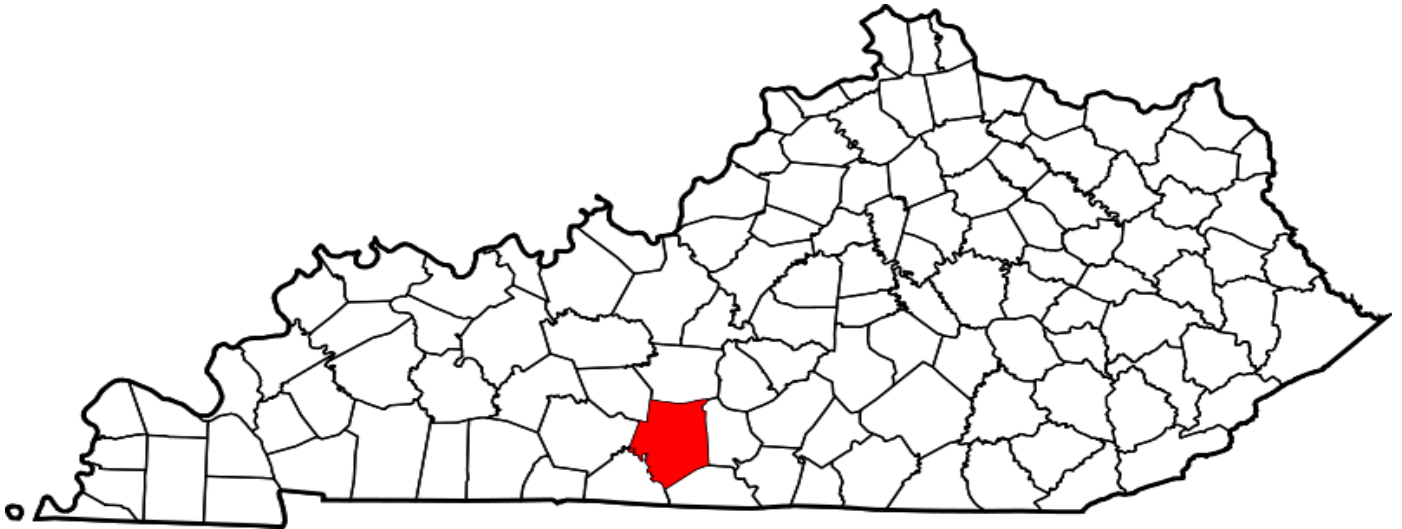
Barren County

**A CRIME IS COMMITTED IN BARREN COUNTY
APPROXIMATELY EVERY 2 HOURS**

FULL TIME SWORN LAW ENFORCEMENT EMPLOYEES

Agency	Male	Female	Total
STATE POLICE	945	30	975
BARREN COUNTY SHERIFF'S OFFICE	16	1	17
BARREN RIVER DRUG TASK FORCE	2	0	2
CAVE CITY POLICE DEPARTMENT	7	0	7
GLASGOW POLICE DEPARTMENT	28	3	31

****Kentucky State Police Troopers may be assigned to multiple counties per post.**



County Seat: Glasgow
Population: 43,801
Registered Sex Offenders: 88

BARREN COUNTY

Group A Offenses	State Police		Sheriff		Barren Riv. Drug TF		Cave City PD		Glasgow PD		All Other Agencies		Total	
By Category	Offenses		Offenses		Offenses		Offenses		Offenses		Offenses		Offenses	
	Reported	Cleared	Reported	Cleared	Reported	Cleared	Reported	Cleared	Reported	Cleared	Reported	Cleared	Reported	Cleared
Animal Cruelty	0	0	0	0	0	0	0	0	34	33	0	0	34	33
Arson	0	0	0	0	0	0	0	0	0	0	0	0	0	0
Assault Offenses	17	14	32	19	1	0	50	21	431	240	0	0	531	294
Bribery	0	0	0	0	0	0	0	0	0	0	0	0	0	0
Burglary/Breaking and Entering	6	3	74	10	0	0	6	2	99	11	0	0	185	26
Counterfeiting/Forgery	16	0	3	0	0	0	2	1	126	19	0	0	147	20
Destruction/Damage/Vandalism Of Property	2	2	24	5	0	0	10	1	175	40	0	0	211	48
Drug/Narcotic Offenses	56	54	82	70	291	131	85	70	562	512	0	0	1076	837
Extortion/Blackmail	0	0	0	0	0	0	0	0	0	0	0	0	0	0
Fraud Offenses	33	0	4	0	1	1	1	0	60	7	1	0	100	8
Gambling Offenses	0	0	0	0	9	0	0	0	0	0	0	0	9	0
Homicide Offenses	0	0	1	0	0	0	0	0	1	0	0	0	2	0
Human Trafficking	0	0	0	0	0	0	0	0	0	0	0	0	0	0
Kidnapping/Abduction	0	0	1	0	0	0	2	1	15	9	0	0	18	10
Larceny/Theft Offenses	5	3	75	5	0	0	26	3	487	143	0	0	593	154
Motor Vehicle Theft	1	0	13	0	0	0	4	1	44	16	0	0	62	17
Pornography/Obscene Material	2	0	0	0	0	0	0	0	5	1	0	0	7	1
Prostitution Offenses	0	0	0	0	0	0	0	0	0	0	0	0	0	0
Robbery	0	0	2	0	0	0	0	0	7	5	0	0	9	5
Sex Offenses, Forcible	11	3	4	0	0	0	2	0	16	1	0	0	33	4
Sex Offenses, Nonforcible	0	0	1	0	0	0	0	0	2	0	0	0	3	0
Stolen Property Offenses (Receiving, etc.)	3	1	8	3	2	2	1	0	19	15	0	0	33	21
Weapon Law Violations	5	5	8	8	7	4	12	10	26	23	0	0	58	50
Total	157	85	332	120	311	138	201	110	2109	1075	1	0	3111	1528

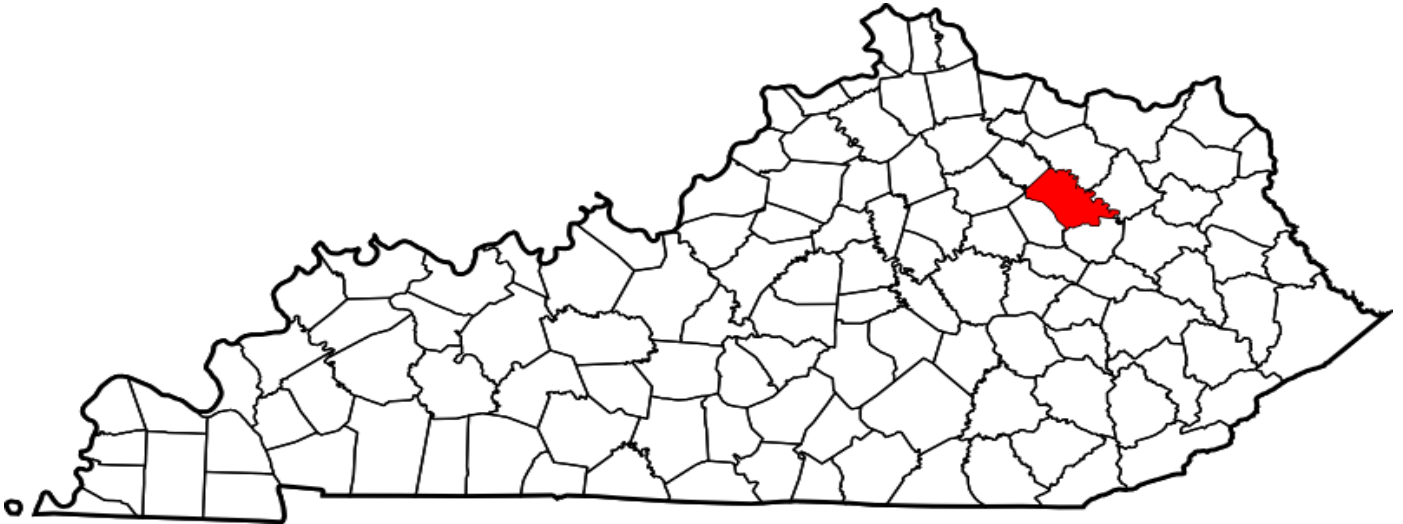
Bath County

**A CRIME IS COMMITTED IN BATH COUNTY
APPROXIMATELY EVERY 24 Hours**

FULL TIME SWORN LAW ENFORCEMENT EMPLOYEES

Agency	Male	Female	Total
STATE POLICE	945	30	975
BATH COUNTY SHERIFF'S OFFICE	6	0	6
OWINGSVILLE POLICE DEPARTMENT	5	0	5

****Kentucky State Police Troopers may be assigned to multiple counties per post.**



County Seat: Owingsville
Population: 12,378
Registered Sex Offenders: 35

BATH COUNTY

Group A Offenses	State Police		Sheriff		Owingsville PD		All Other Agencies		Total	
By Category	Offenses		Offenses		Offenses		Offenses		Offenses	
	Reported	Cleared	Reported	Cleared	Reported	Cleared	Reported	Cleared	Reported	Cleared
Animal Cruelty	0	0	0	0	0	0	0	0	0	0
Arson	1	1	0	0	0	0	0	0	1	1
Assault Offenses	36	34	12	5	50	8	0	0	98	47
Bribery	0	0	0	0	0	0	0	0	0	0
Burglary/Breaking and Entering	13	2	3	0	5	4	0	0	21	6
Counterfeiting/Forgery	17	1	0	0	1	0	0	0	18	1
Destruction/Damage/Vandalism Of Property	3	2	1	0	3	2	0	0	7	4
Drug/Narcotic Offenses	79	58	2	0	44	21	0	0	125	79
Extortion/Blackmail	0	0	0	0	0	0	0	0	0	0
Fraud Offenses	4	3	1	0	1	0	0	0	6	3
Gambling Offenses	0	0	0	0	0	0	0	0	0	0
Homicide Offenses	0	0	0	0	0	0	0	0	0	0
Human Trafficking	0	0	0	0	0	0	0	0	0	0
Kidnapping/Abduction	0	0	0	0	0	0	0	0	0	0
Larceny/Theft Offenses	8	3	18	0	5	0	0	0	31	3
Motor Vehicle Theft	5	1	1	0	3	1	0	0	9	2
Pornography/Obscene Material	1	1	0	0	1	0	0	0	2	1
Prostitution Offenses	0	0	0	0	0	0	0	0	0	0
Robbery	0	0	0	0	0	0	0	0	0	0
Sex Offenses, Forcible	16	9	0	0	0	0	0	0	16	9
Sex Offenses, Nonforcible	3	2	0	0	0	0	0	0	3	2
Stolen Property Offenses (Receiving, etc.)	7	0	0	0	0	0	0	0	7	0
Weapon Law Violations	2	1	2	0	1	1	0	0	5	2
Total	195	118	40	5	114	37	0	0	349	160

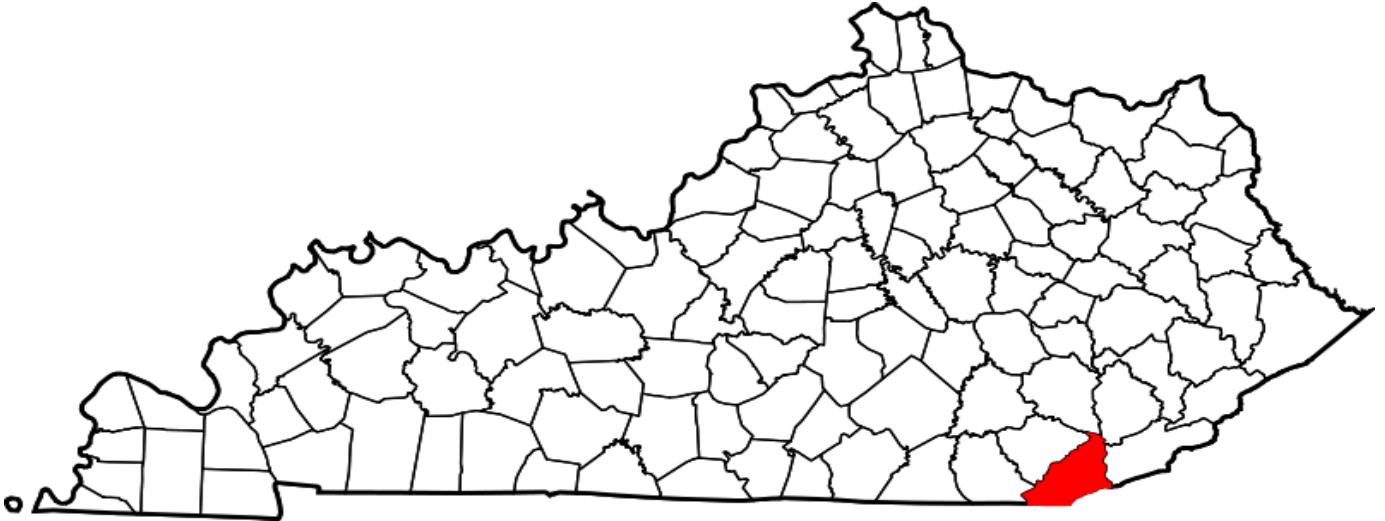
Bell County

**A CRIME IS COMMITTED IN BELL COUNTY
APPROXIMATELY EVERY 3 HOURS**

AW ENFORCEMENT EMPLOYEES

Agency	Male	Female	Total
STATE POLICE	945	30	975
BELL COUNTY SHERIFF'S OFFICE	12	0	12
CUMBERLAND POLICE DEPARTMENT	6	0	6
MIDDLESBORO POLICE DEPARTMENT	24	0	24
PINEVILLE POLICE DEPARTMENT	5	0	5

****Kentucky State Police Troopers may be assigned to multiple counties per post.**



County Seat: Pineville
Population: 26,894
Registered Sex Offenders: 39

BELL COUNTY

Group A Offenses	State Police		Sheriff		Cumberland PD		Middlesboro PD		Pineville PD		All Other Agencies		Total	
By Category	Offenses		Offenses		Offenses		Offenses		Offenses		Offenses		Offenses	
	Reported	Cleared	Reported	Cleared	Reported	Cleared	Reported	Cleared	Reported	Cleared	Reported	Cleared	Reported	Cleared
Animal Cruelty	0	0	0	0	0	0	1	1	0	0	0	0	1	1
Arson	2	0	4	0	0	0	1	1	0	0	0	0	7	1
Assault Offenses	48	39	69	43	0	0	114	63	9	7	4	4	244	156
Bribery	1	1	0	0	0	0	2	2	0	0	0	0	3	3
Burglary/Breaking and Entering	15	4	33	9	0	0	62	17	15	3	0	0	125	33
Counterfeiting/Forgery	1	0	2	1	0	0	13	7	8	4	0	0	24	12
Destruction/Damage/Vandalism Of Property	11	3	26	1	0	0	69	21	7	1	0	0	113	26
Drug/Narcotic Offenses	149	60	88	70	0	0	861	792	110	107	10	10	1218	1039
Extortion/Blackmail	0	0	0	0	0	0	0	0	0	0	0	0	0	0
Fraud Offenses	0	0	4	0	0	0	83	27	2	0	1	1	90	28
Gambling Offenses	3	0	0	0	0	0	0	0	0	0	0	0	3	0
Homicide Offenses	5	5	0	0	0	0	1	1	0	0	0	0	6	6
Human Trafficking	0	0	0	0	0	0	0	0	0	0	0	0	0	0
Kidnapping/Abduction	5	5	1	1	0	0	1	1	0	0	0	0	7	7
Larceny/Theft Offenses	41	19	66	6	0	0	553	327	28	6	0	0	688	358
Motor Vehicle Theft	10	4	20	2	0	0	24	5	3	1	0	0	57	12
Pornography/Obscene Material	9	9	0	0	0	0	4	3	0	0	0	0	13	12
Prostitution Offenses	0	0	0	0	0	0	0	0	0	0	0	0	0	0
Robbery	1	1	3	0	0	0	7	5	1	0	0	0	12	6
Sex Offenses, Forcible	24	17	10	4	0	0	6	1	1	0	0	0	41	22
Sex Offenses, Nonforcible	1	1	0	0	0	0	4	0	0	0	0	0	5	1
Stolen Property Offenses (Receiving, etc.)	3	2	5	2	0	0	13	7	0	0	0	0	21	11
Weapon Law Violations	3	2	5	4	0	0	33	30	4	4	0	0	45	40
Total	332	172	336	143	0	0	1852	1311	188	133	15	15	2723	1774

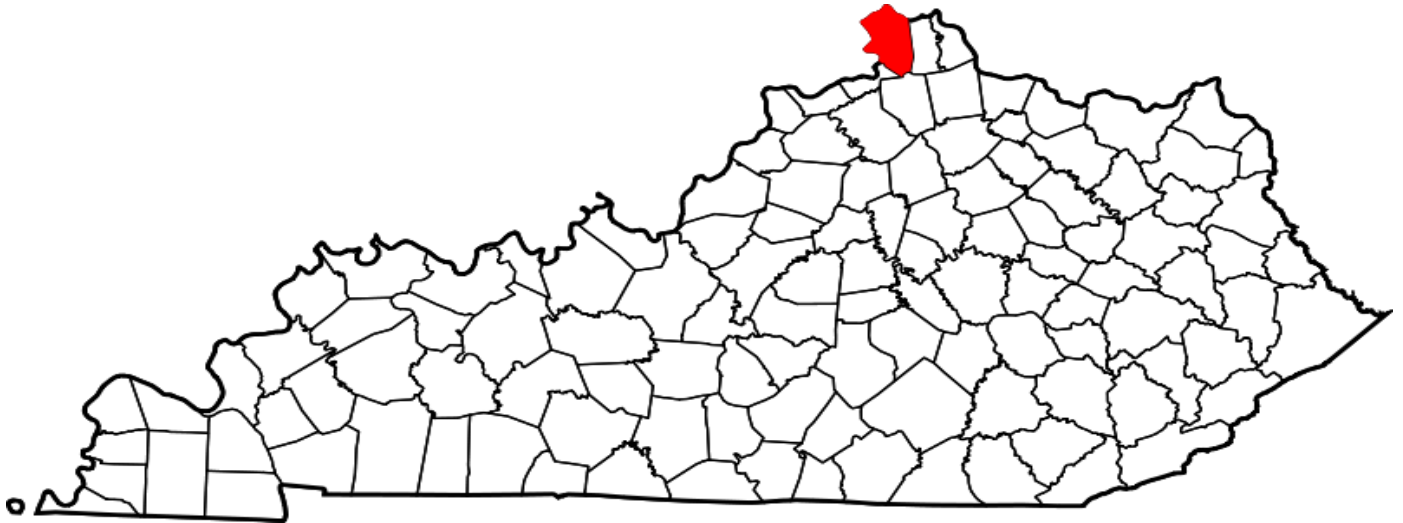
Boone County

**A CRIME IS COMMITTED IN BOONE COUNTY
APPROXIMATELY EVERY 60 Minutes**

FULL TIME SWORN LAW ENFORCEMENT EMPLOYEES

Agency	Male	Female	Total
STATE POLICE	945	30	975
BOONE COUNTY SHERIFF'S OFFICE	126	7	133
FLORENCE POLICE DEPARTMENT	61	3	64
CINCINNATI NORTHERN KY AIRPORT PD	45	3	48

****Kentucky State Police Troopers may be assigned to multiple counties per post.**



County Seat: Burlington
Population: 130,728
Registered Sex Offenders: 126

BOONE COUNTY

Group A Offenses	State Police		Sheriff		Florence PD		Cin-N KY Airport PD		All Other Agencies		Total	
By Category	Offenses		Offenses		Offenses		Offenses		Offenses		Offenses	
	Reported	Cleared	Reported	Cleared	Reported	Cleared	Reported	Cleared	Reported	Cleared	Reported	Cleared
Animal Cruelty	0	0	1	1	0	0	0	0	0	0	1	1
Arson	0	0	2	0	1	1	0	0	0	0	3	1
Assault Offenses	2	0	516	359	293	118	4	3	0	0	815	480
Bribery	0	0	0	0	0	0	0	0	0	0	0	0
Burglary/Breaking and Entering	0	0	184	49	112	26	0	0	0	0	296	75
Counterfeiting/Forgery	0	0	63	30	122	46	52	52	0	0	237	128
Destruction/Damage/Vandalism Of Property	0	0	348	89	303	49	3	0	0	0	654	138
Drug/Narcotic Offenses	20	4	538	510	531	505	94	91	36	35	1219	1145
Extortion/Blackmail	0	0	1	0	1	0	0	0	0	0	2	0
Fraud Offenses	5	0	163	35	179	72	35	29	3	2	385	138
Gambling Offenses	0	0	0	0	1	0	0	0	0	0	1	0
Homicide Offenses	0	0	4	3	0	0	0	0	0	0	4	3
Human Trafficking	0	0	1	1	0	0	0	0	0	0	1	1
Kidnapping/Abduction	0	0	10	7	1	1	0	0	0	0	11	8
Larceny/Theft Offenses	2	0	857	258	1313	589	51	26	0	0	2223	873
Motor Vehicle Theft	0	0	88	35	64	18	30	2	0	0	182	55
Pornography/Obscene Material	0	0	32	16	2	2	0	0	0	0	34	18
Prostitution Offenses	0	0	1	1	71	71	0	0	0	0	72	72
Robbery	0	0	13	8	22	9	0	0	0	0	35	17
Sex Offenses, Forcible	0	0	107	74	29	13	0	0	0	0	136	87
Sex Offenses, Nonforcible	0	0	10	10	3	3	0	0	0	0	13	13
Stolen Property Offenses (Receiving, etc.)	1	0	55	43	75	59	14	2	1	1	146	105
Weapon Law Violations	0	0	28	23	18	18	28	24	0	0	74	65
Total	30	4	3022	1552	3141	1600	311	229	40	38	6544	3423

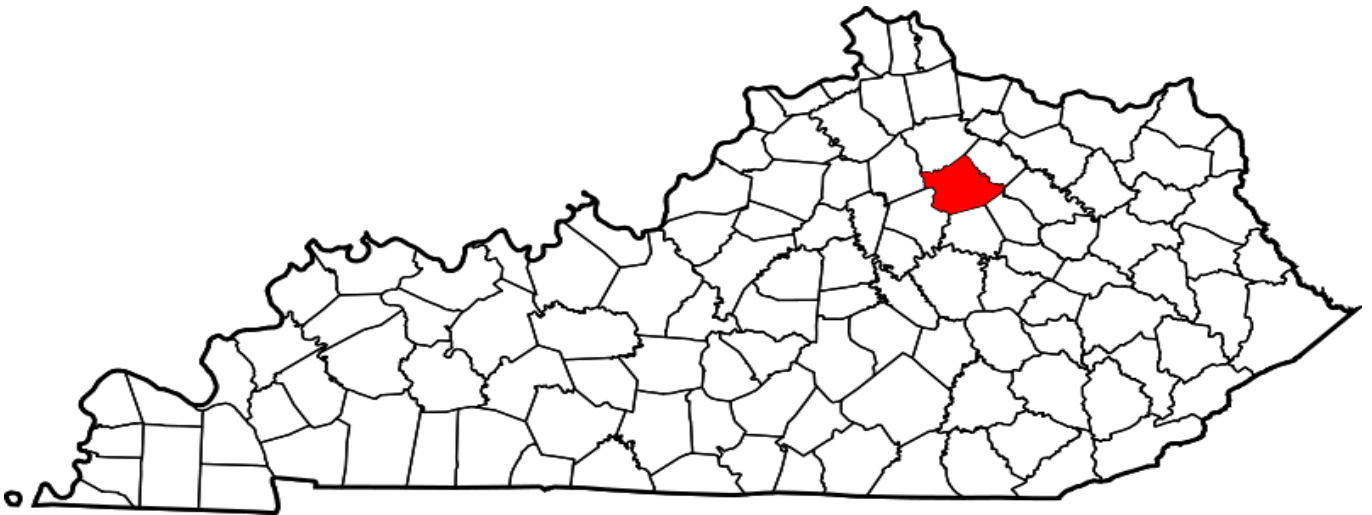
Bourbon County

**A CRIME IS COMMITTED IN BOURBON COUNTY
APPROXIMATELY EVERY 9 HOURS**

FULL TIME SWORN LAW ENFORCEMENT EMPLOYEES

Agency	Male	Female	Total
STATE POLICE	945	30	975
BOURBON COUNTY SHERIFF'S OFFICE	9	0	9
MILLERSBURG POLICE DEPARTMENT	1	0	1
PARIS POLICE DEPARTMENT	22	0	22

****Kentucky State Police Troopers may be assigned to multiple counties per post.**



County Seat: Paris
Population: 20,029
Registered Sex Offenders: 15

BOURBON COUNTY

Group A Offenses	State Police		Sheriff		Paris PD		Millersburg PD		All Other Agencies		Total	
By Category	Offenses		Offenses		Offenses		Offenses		Offenses		Offenses	
	Reported	Cleared	Reported	Cleared	Reported	Cleared	Reported	Cleared	Reported	Cleared	Reported	Cleared
Animal Cruelty	0	0	2	0	2	1	0	0	0	0	4	1
Arson	1	1	0	0	1	0	0	0	0	0	2	1
Assault Offenses	10	10	7	2	112	59	2	0	0	0	131	71
Bribery	0	0	0	0	0	0	0	0	0	0	0	0
Burglary/Breaking and Entering	17	1	30	2	64	6	6	1	0	0	117	10
Counterfeiting/Forgery	0	0	9	0	17	8	2	0	0	0	28	8
Destruction/Damage/Vandalism Of Property	5	2	16	4	55	14	5	0	0	0	81	20
Drug/Narcotic Offenses	23	13	16	6	108	80	0	0	0	0	147	99
Extortion/Blackmail	0	0	0	0	0	0	0	0	0	0	0	0
Fraud Offenses	12	6	7	0	31	7	2	0	0	0	52	13
Gambling Offenses	0	0	0	0	0	0	0	0	0	0	0	0
Homicide Offenses	0	0	0	0	0	0	0	0	0	0	0	0
Human Trafficking	0	0	0	0	0	0	0	0	0	0	0	0
Kidnapping/Abduction	0	0	0	0	1	1	0	0	0	0	1	1
Larceny/Theft Offenses	18	3	49	3	224	86	4	1	0	0	295	93
Motor Vehicle Theft	3	1	3	0	19	7	1	0	0	0	26	8
Pornography/Obscene Material	0	0	0	0	0	0	0	0	0	0	0	0
Prostitution Offenses	0	0	0	0	0	0	0	0	0	0	0	0
Robbery	0	0	1	1	7	4	0	0	0	0	8	5
Sex Offenses, Forcible	1	0	1	0	11	3	0	0	0	0	13	3
Sex Offenses, Nonforcible	0	0	0	0	1	0	0	0	0	0	1	0
Stolen Property Offenses (Receiving, etc.)	2	1	3	1	15	8	1	0	0	0	21	10
Weapon Law Violations	5	5	0	0	7	7	0	0	0	0	12	12
Total	97	43	144	19	675	291	23	2	0	0	939	355

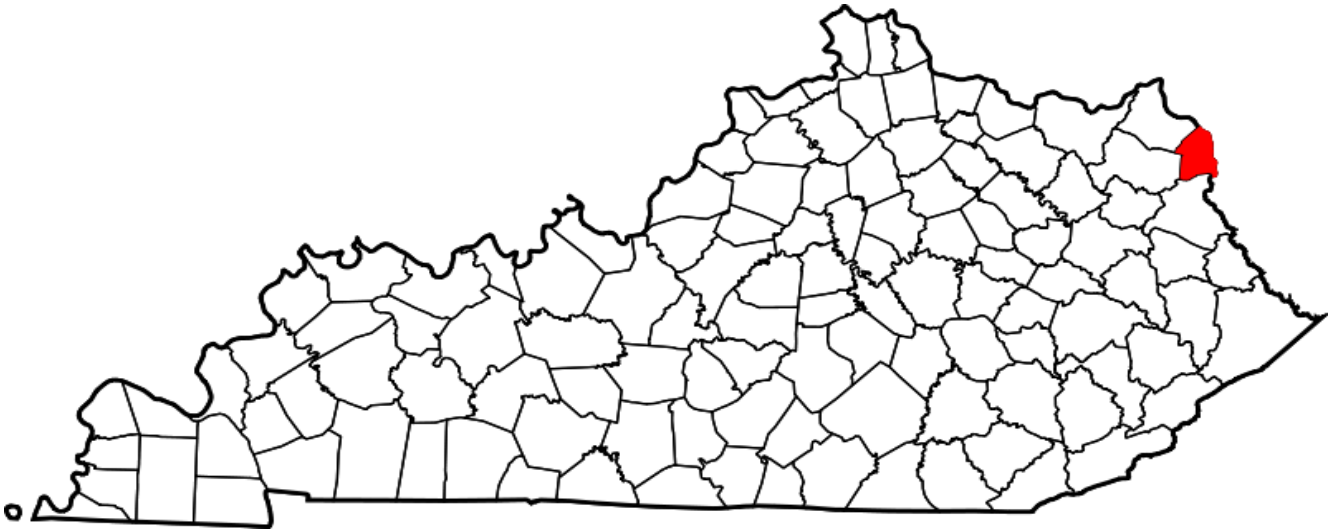
Boyd County

**A CRIME IS COMMITTED IN BOYD COUNTY
APPROXIMATELY EVERY 2 HOURS**

FULL TIME SWORN LAW ENFORCEMENT EMPLOYEES

Agency	Male	Female	Total
STATE POLICE	945	30	975
BOYD COUNTY SHERIFF'S OFFICE	27	0	27
ASHLAND POLICE DEPARTMENT	50	2	52
CATLETTSBURG POLICE DEPARTMENT	8	0	8

****Kentucky State Police Troopers may be assigned to multiple counties per post.**



County Seat: Catlettsburg
Population: 47,979
Registered Sex Offenders: 105

BOYD COUNTY

Group A Offenses	State Police		Sheriff		Ashland PD		Catlettsburg PD		All Other Agencies		Total	
By Category	Offenses		Offenses		Offenses		Offenses		Offenses		Offenses	
	Reported	Cleared	Reported	Cleared	Reported	Cleared	Reported	Cleared	Reported	Cleared	Reported	Cleared
Animal Cruelty	0	0	1	0	1	0	0	0	0	0	2	0
Arson	1	0	1	1	1	0	0	0	0	0	3	1
Assault Offenses	27	21	116	71	308	175	38	17	0	0	489	284
Bribery	0	0	0	0	0	0	0	0	0	0	0	0
Burglary/Breaking and Entering	10	2	47	7	124	14	14	1	0	0	195	24
Counterfeiting/Forgery	5	1	10	0	50	12	0	0	0	0	65	13
Destruction/Damage/Vandalism Of Property	6	4	21	5	171	20	5	2	0	0	203	31
Drug/Narcotic Offenses	54	37	154	113	481	306	54	42	1	0	744	498
Extortion/Blackmail	0	0	0	0	0	0	0	0	0	0	0	0
Fraud Offenses	16	9	31	7	75	18	5	0	1	0	128	34
Gambling Offenses	0	0	0	0	0	0	0	0	0	0	0	0
Homicide Offenses	0	0	1	1	3	1	0	0	0	0	4	2
Human Trafficking	0	0	0	0	0	0	0	0	0	0	0	0
Kidnapping/Abduction	0	0	5	1	3	2	0	0	0	0	8	3
Larceny/Theft Offenses	45	15	168	23	792	204	49	10	0	0	1054	252
Motor Vehicle Theft	4	1	31	5	63	12	6	1	0	0	104	19
Pornography/Obscene Material	4	1	3	1	12	8	0	0	0	0	19	10
Prostitution Offenses	0	0	0	0	5	0	0	0	0	0	5	0
Robbery	1	1	2	0	4	1	3	0	0	0	10	2
Sex Offenses, Forcible	11	7	3	1	30	7	0	0	0	0	44	15
Sex Offenses, Nonforcible	5	1	4	1	4	1	0	0	0	0	13	3
Stolen Property Offenses (Receiving, etc.)	6	3	16	7	46	23	4	2	0	0	72	35
Weapon Law Violations	2	2	15	14	13	8	0	0	0	0	30	24
Total	197	105	629	258	2186	812	178	75	2	0	3192	1250

Boyle County

**A CRIME IS COMMITTED IN BOYLE COUNTY
APPROXIMATELY EVERY 5 HOURS**

FULL TIME SWORN LAW ENFORCEMENT EMPLOYEES

Agency	Male	Female	Total
STATE POLICE	945	30	975
BOYLE COUNTY SHERIFF'S OFFICE	0	0	0
DANVILLE POLICE DEPARTMENT	20	3	23
JUNCTION CITY POLICE DEPARTMENT	2	0	2
PERRYVILLE POLICE DEPARTMENT	1	0	1

**Kentucky State Police Troopers may be assigned to multiple counties per post.



County Seat: Danville
Population: 29,924
Registered Sex Offenders: 44

BOYLE COUNTY

Group A Offenses	State Police		Sheriff		Danville PD		Junction City PD		Perryville PD		All Other Agencies		Total	
By Category	Offenses		Offenses		Offenses		Offenses		Offenses		Offenses		Offenses	
	Reported	Cleared	Reported	Cleared	Reported	Cleared	Reported	Cleared	Reported	Cleared	Reported	Cleared	Reported	Cleared
Animal Cruelty	0	0	0	0	0	0	0	0	0	0	0	0	0	0
Arson	0	0	0	0	1	0	0	0	0	0	0	0	1	0
Assault Offenses	2	2	43	32	193	115	1	1	0	0	0	0	239	150
Bribery	0	0	0	0	0	0	0	0	0	0	0	0	0	0
Burglary/Breaking and Entering	0	0	19	3	63	17	2	0	0	0	0	0	84	20
Counterfeiting/Forgery	0	0	5	1	62	8	0	0	0	0	0	0	67	9
Destruction/Damage/Vandalism Of Property	0	0	20	5	93	12	0	0	0	0	0	0	113	17
Drug/Narcotic Offenses	17	11	280	122	278	207	0	0	0	0	2	2	577	342
Extortion/Blackmail	0	0	0	0	0	0	0	0	0	0	0	0	0	0
Fraud Offenses	1	1	7	3	95	18	1	0	0	0	0	0	104	22
Gambling Offenses	0	0	0	0	0	0	0	0	0	0	0	0	0	0
Homicide Offenses	0	0	0	0	4	1	0	0	0	0	0	0	4	1
Human Trafficking	0	0	0	0	0	0	0	0	0	0	0	0	0	0
Kidnapping/Abduction	0	0	3	2	4	2	0	0	0	0	0	0	7	4
Larceny/Theft Offenses	8	3	25	3	202	26	0	0	0	0	0	0	235	32
Motor Vehicle Theft	1	0	1	0	20	2	0	0	0	0	0	0	22	2
Pornography/Obscene Material	21	21	0	0	2	1	0	0	0	0	0	0	23	22
Prostitution Offenses	0	0	0	0	0	0	0	0	0	0	0	0	0	0
Robbery	0	0	0	0	2	0	0	0	0	0	0	0	2	0
Sex Offenses, Forcible	6	2	7	3	11	2	0	0	0	0	0	0	24	7
Sex Offenses, Nonforcible	1	0	1	1	1	0	0	0	0	0	0	0	3	1
Stolen Property Offenses (Receiving, etc.)	0	0	1	1	19	11	1	0	0	0	0	0	21	12
Weapon Law Violations	0	0	13	10	15	12	1	1	0	0	0	0	29	23
Total	57	40	425	186	1065	434	6	2	0	0	2	2	1555	664

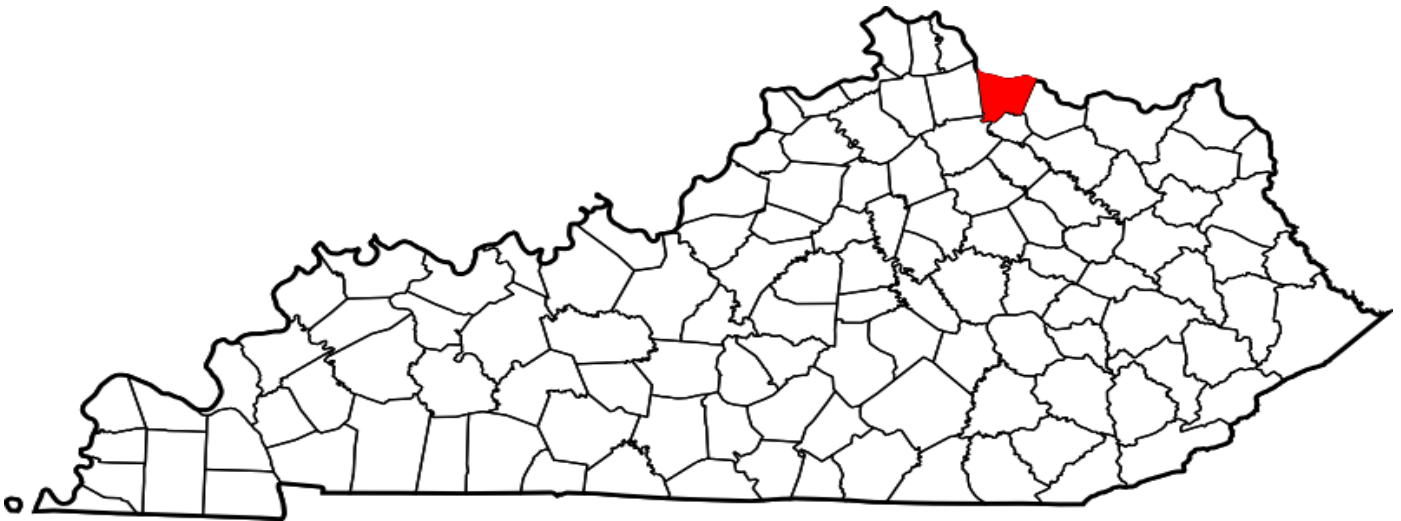
Bracken County

**A CRIME IS COMMITTED IN BRACKEN COUNTY
APPROXIMATELY EVERY 2 DAYS**

FULL TIME SWORN LAW ENFORCEMENT EMPLOYEES

Agency	Male	Female	Total
STATE POLICE	945	30	975
BRACKEN COUNTY SHERIFF'S OFFICE	4	0	4
AUGUSTA POLICE DEPARTMENT	3	0	3

****Kentucky State Police Troopers may be assigned to multiple counties per post.**



County Seat: Brooksville
Population: 8,267
Registered Sex Offenders: 29

BRACKEN COUNTY

Group A Offenses	State Police		Sheriff		Augusta PD		All Other Agencies		Total	
By Category	Offenses		Offenses		Offenses		Offenses		Offenses	
	Reported	Cleared	Reported	Cleared	Reported	Cleared	Reported	Cleared	Reported	Cleared
Animal Cruelty	0	0	0	0	0	0	0	0	0	0
Arson	0	0	0	0	0	0	0	0	0	0
Assault Offenses	6	5	21	10	4	1	0	0	31	16
Bribery	0	0	0	0	0	0	0	0	0	0
Burglary/Breaking and Entering	4	2	6	0	1	0	0	0	11	2
Counterfeiting/Forgery	0	0	5	0	0	0	0	0	5	0
Destruction/Damage/Vandalism Of Property	1	1	7	2	3	0	0	0	11	3
Drug/Narcotic Offenses	38	4	13	11	0	0	0	0	51	15
Extortion/Blackmail	0	0	0	0	0	0	0	0	0	0
Fraud Offenses	0	0	6	1	0	0	8	0	14	1
Gambling Offenses	0	0	0	0	0	0	0	0	0	0
Homicide Offenses	0	0	0	0	0	0	0	0	0	0
Human Trafficking	0	0	0	0	0	0	0	0	0	0
Kidnapping/Abduction	0	0	0	0	0	0	0	0	0	0
Larceny/Theft Offenses	3	2	18	6	6	1	0	0	27	9
Motor Vehicle Theft	0	0	4	2	0	0	0	0	4	2
Pornography/Obscene Material	0	0	0	0	0	0	0	0	0	0
Prostitution Offenses	0	0	0	0	0	0	0	0	0	0
Robbery	0	0	1	0	0	0	0	0	1	0
Sex Offenses, Forcible	2	0	0	0	0	0	0	0	2	0
Sex Offenses, Nonforcible	2	0	1	1	0	0	0	0	3	1
Stolen Property Offenses (Receiving, etc.)	1	1	3	2	0	0	0	0	4	3
Weapon Law Violations	0	0	2	1	1	1	0	0	3	2
Total	57	15	87	36	15	3	8	0	167	54

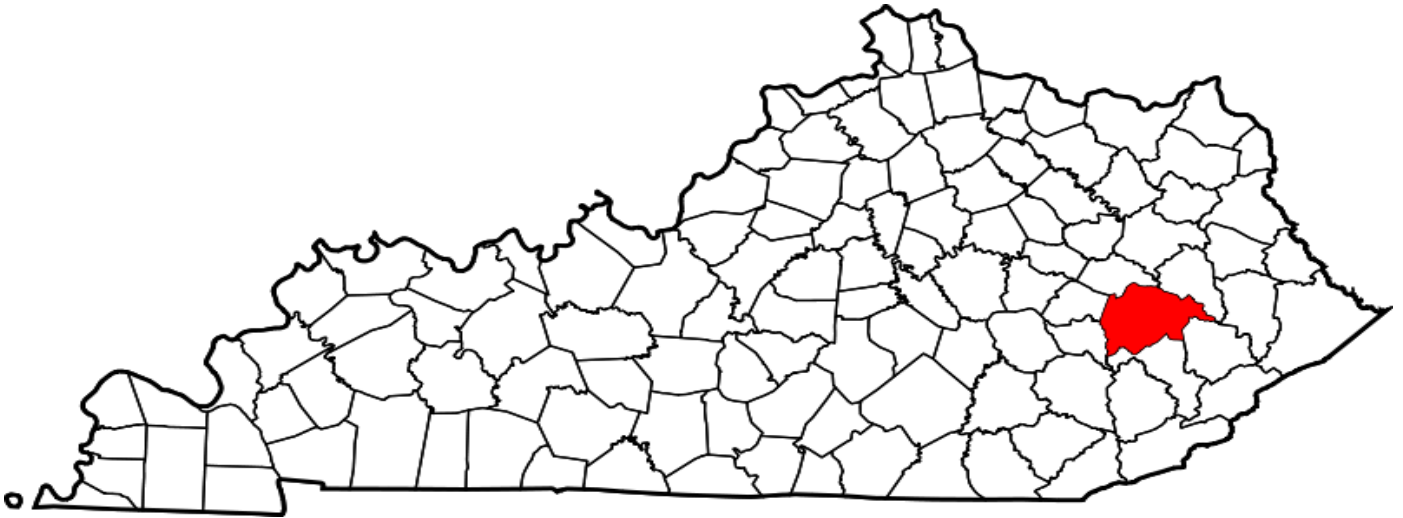
Breathitt County

**A CRIME IS COMMITTED IN BREATHITT COUNTY
APPROXIMATELY EVERY 18 HOURS**

FULL TIME SWORN LAW ENFORCEMENT EMPLOYEES

Agency	Male	Female	Total
STATE POLICE	945	30	975
BREATHITT COUNTY SHERIFF'S OFFICE	2	0	2
JACKSON POLICE DEPARTMENT	8	0	8

****Kentucky State Police Troopers may be assigned to multiple counties per post.**



County Seat: Jackson
Population: 12,946
Registered Sex Offenders: 20

**BREATHITT
COUNTY**

Group A Offenses	State Police		Sheriff		Jackson PD		All Other Agencies		Total	
By Category	Offenses		Offenses		Offenses		Offenses		Offenses	
	Reported	Cleared	Reported	Cleared	Reported	Cleared	Reported	Cleared	Reported	Cleared
Animal Cruelty	0	0	0	0	0	0	0	0	0	0
Arson	2	0	0	0	0	0	0	0	2	0
Assault Offenses	48	40	0	0	17	9	0	0	65	49
Bribery	0	0	0	0	0	0	0	0	0	0
Burglary/Breaking and Entering	38	4	0	0	13	2	0	0	51	6
Counterfeiting/Forgery	0	0	0	0	5	1	0	0	5	1
Destruction/Damage/Vandalism Of Property	11	8	0	0	10	2	0	0	21	10
Drug/Narcotic Offenses	120	71	0	0	46	26	0	0	166	97
Extortion/Blackmail	0	0	0	0	0	0	0	0	0	0
Fraud Offenses	1	1	0	0	1	0	0	0	2	1
Gambling Offenses	0	0	0	0	0	0	0	0	0	0
Homicide Offenses	0	0	0	0	0	0	0	0	0	0
Human Trafficking	0	0	0	0	0	0	0	0	0	0
Kidnapping/Abduction	1	1	0	0	1	0	0	0	2	1
Larceny/Theft Offenses	22	5	0	0	73	24	0	0	95	29
Motor Vehicle Theft	18	6	0	0	10	0	0	0	28	6
Pornography/Obscene Material	0	0	0	0	0	0	0	0	0	0
Prostitution Offenses	0	0	0	0	0	0	0	0	0	0
Robbery	0	0	0	0	0	0	0	0	0	0
Sex Offenses, Forcible	36	3	0	0	0	0	0	0	36	3
Sex Offenses, Nonforcible	2	1	0	0	0	0	0	0	2	1
Stolen Property Offenses (Receiving, etc.)	3	3	0	0	1	0	0	0	4	3
Weapon Law Violations	3	1	0	0	2	0	0	0	5	1
Total	305	144	0	0	179	64	0	0	484	208

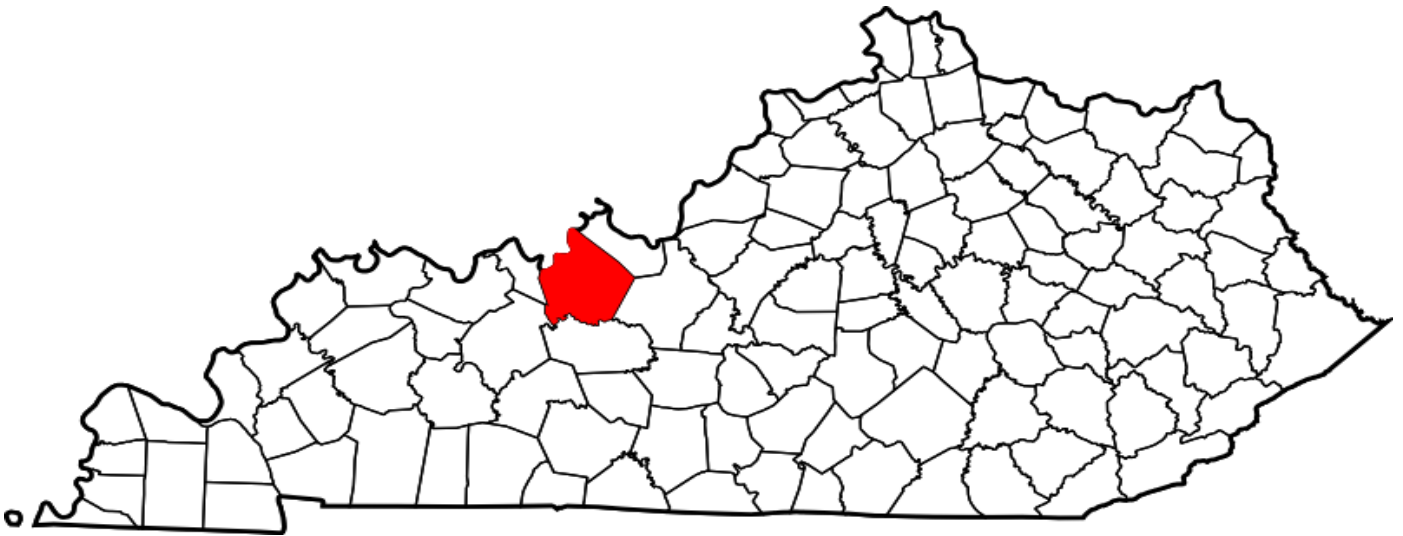
Breckinridge County

**A CRIME IS COMMITTED IN BRECKINRIDGE COUNTY
APPROXIMATELY EVERY 22 HOURS**

FULL TIME SWORN LAW ENFORCEMENT EMPLOYEES

Agency	Male	Female	Total
STATE POLICE	945	30	975
BRECKINRIDGE COUNTY SHERIFF'S OFFICE	7	0	7
CLOVERPORT POLICE DEPARTMENT	1	0	1
HARDINSBURG POLICE DEPARTMENT	5	0	5
IRVINGTON POLICE DEPARTMENT	4	0	4

****Kentucky State Police Troopers may be assigned to multiple counties per post.**



County Seat: Hardinsburg
Population: 20,111
Registered Sex Offenders: 58

BRECKINRIDGE COUNTY

Group A Offenses	State Police		Sheriff		Cloverport PD		Hardinsburg PD		Irvington PD		All Other Agencies		Total	
By Category	Offenses		Offenses		Offenses		Offenses		Offenses		Offenses		Offenses	
	Reported	Cleared	Reported	Cleared	Reported	Cleared	Reported	Cleared	Reported	Cleared	Reported	Cleared	Reported	Cleared
Animal Cruelty	0	0	0	0	0	0	0	0	0	0	0	0	0	0
Arson	0	0	0	0	0	0	0	0	0	0	0	0	0	0
Assault Offenses	1	1	21	11	8	6	3	0	11	5	0	0	44	23
Bribery	0	0	0	0	0	0	0	0	0	0	0	0	0	0
Burglary/Breaking and Entering	2	0	26	3	3	1	7	0	5	1	0	0	43	5
Counterfeiting/Forgery	1	0	0	0	0	0	8	0	1	1	0	0	10	1
Destruction/Damage/Vandalism Of Property	0	0	12	2	2	2	6	0	3	1	0	0	23	5
Drug/Narcotic Offenses	26	8	21	13	2	0	20	17	59	57	0	0	128	95
Extortion/Blackmail	0	0	0	0	0	0	0	0	0	0	0	0	0	0
Fraud Offenses	0	0	1	0	1	1	0	0	2	0	0	0	4	1
Gambling Offenses	0	0	0	0	0	0	0	0	2	2	0	0	2	2
Homicide Offenses	3	1	3	3	0	0	0	0	0	0	0	0	6	4
Human Trafficking	0	0	0	0	0	0	0	0	0	0	0	0	0	0
Kidnapping/Abduction	0	0	0	0	0	0	0	0	1	0	0	0	1	0
Larceny/Theft Offenses	2	0	21	2	4	2	27	7	13	0	0	0	67	11
Motor Vehicle Theft	2	1	12	1	1	1	2	0	2	0	0	0	19	3
Pornography/Obscene Material	0	0	0	0	0	0	0	0	0	0	0	0	0	0
Prostitution Offenses	0	0	0	0	0	0	0	0	0	0	0	0	0	0
Robbery	0	0	0	0	0	0	0	0	0	0	0	0	0	0
Sex Offenses, Forcible	11	8	1	0	2	1	0	0	0	0	0	0	14	9
Sex Offenses, Nonforcible	5	3	0	0	0	0	0	0	0	0	0	0	5	3
Stolen Property Offenses (Receiving, etc.)	0	0	1	0	0	0	1	0	1	1	0	0	3	1
Weapon Law Violations	11	1	8	4	0	0	2	2	9	9	0	0	30	16
Total	64	23	127	39	23	14	76	26	109	77	0	0	399	179

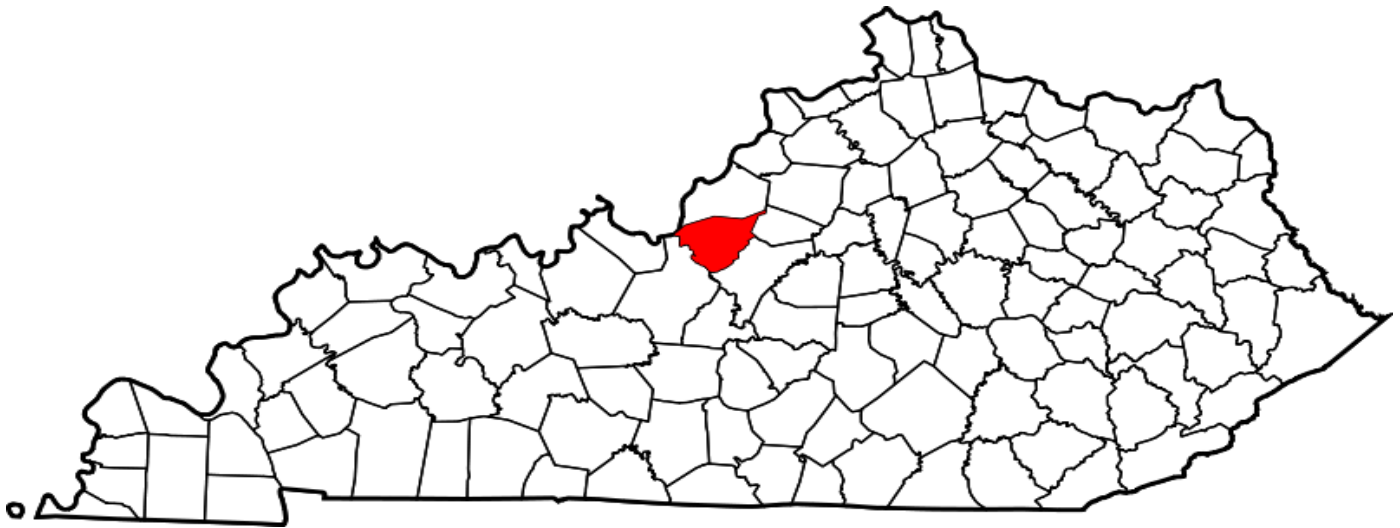
Bullitt County

**A CRIME IS COMMITTED IN BULLITT COUNTY
APPROXIMATELY EVERY 2 HOURS**

FULL TIME SWORN LAW ENFORCEMENT EMPLOYEES

Agency	Male	Female	Total
STATE POLICE	945	30	975
BULLITT COUNTY SHERIFF'S OFFICE	38	0	38
HILLVIEW POLICE DEPARTMENT	14	0	14
LEBANON JUNCTION POLICE DEPARTMENT	4	0	4
MT. WASHINGTON POLICE DEPARTMENT	17	1	18
PIONEER VILLAGE POLICE DEPARTMENT	5	0	5
SHEPHERDSVILLE POLICE DEPARTMENT	28	1	29

**Kentucky State Police Troopers may be assigned to multiple counties per post.



County Seat: Shepherdsville
Population: 80,246
Registered Sex Offenders: 102

BULLITT COUNTY

Group A Offenses	State Police		Sheriff		Shepherdsville PD		Lebanon Junction		Mt. Washington PD	
By Category	Offenses		Offenses		Offenses		Offenses		Offenses	
	Reported	Cleared	Reported	Cleared	Reported	Cleared	Reported	Cleared	Reported	Cleared
Animal Cruelty	0	0	5	0	0	0	0	0	1	0
Arson	0	0	0	0	1	1	0	0	0	0
Assault Offenses	14	14	188	55	149	93	0	0	106	67
Bribery	0	0	0	0	0	0	0	0	0	0
Burglary/Breaking and Entering	1	1	138	8	71	7	0	0	42	6
Counterfeiting/Forgery	0	0	23	4	48	23	0	0	27	2
Destruction/Damage/Vandalism Of Property	5	4	122	11	72	22	0	0	62	4
Drug/Narcotic Offenses	51	40	122	112	95	87	3	0	168	166
Extortion/Blackmail	0	0	1	0	0	0	0	0	0	0
Fraud Offenses	0	0	68	3	43	2	1	0	32	5
Gambling Offenses	0	0	0	0	0	0	0	0	0	0
Homicide Offenses	2	1	1	1	0	0	0	0	2	0
Human Trafficking	0	0	0	0	0	0	0	0	0	0
Kidnapping/Abduction	0	0	12	2	3	3	0	0	3	0
Larceny/Theft Offenses	4	0	367	20	288	24	1	0	100	9
Motor Vehicle Theft	0	0	94	2	42	4	1	0	19	1
Pornography/Obscene Material	1	0	6	0	6	0	0	0	1	0
Prostitution Offenses	0	0	0	0	0	0	0	0	0	0
Robbery	0	0	5	1	10	2	0	0	2	0
Sex Offenses, Forcible	4	0	28	1	14	2	0	0	3	2
Sex Offenses, Nonforcible	0	0	4	1	2	0	0	0	0	0
Stolen Property Offenses (Receiving, etc.)	7	5	45	26	42	20	0	0	5	3
Weapon Law Violations	5	5	17	16	10	10	0	0	6	6
Total	94	70	1246	263	896	300	6	0	579	271

BULLITT COUNTY

Group A Offenses	Pioneer Village PD		Hillview PD		All Other Agencies		-		Total	
By Category	Offenses		Offenses		Offenses		Offenses		Offenses	
	Reported	Cleared	Reported	Cleared	Reported	Cleared	Reported	Cleared	Reported	Cleared
Animal Cruelty	0	0	0	0	0	0			6	0
Arson	0	0	0	0	0	0			1	1
Assault Offenses	12	8	19	1	5	5			493	243
Bribery	0	0	0	0	0	0			0	0
Burglary/Breaking and Entering	7	0	28	1	1	1			288	24
Counterfeiting/Forgery	4	4	2	0	1	1			105	34
Destruction/Damage/Vandalism Of Property	4	0	26	0	0	0			291	41
Drug/Narcotic Offenses	5	4	6	6	4	4			454	419
Extortion/Blackmail	0	0	0	0	0	0			1	0
Fraud Offenses	3	1	16	2	0	0			163	13
Gambling Offenses	0	0	0	0	0	0			0	0
Homicide Offenses	0	0	0	0	0	0			5	2
Human Trafficking	0	0	0	0	1	1			1	1
Kidnapping/Abduction	0	0	1	0	5	5			24	10
Larceny/Theft Offenses	11	2	84	10	1	1			856	66
Motor Vehicle Theft	5	0	15	0	0	0			176	7
Pornography/Obscene Material	0	0	5	2	0	0			19	2
Prostitution Offenses	0	0	0	0	0	0			0	0
Robbery	1	0	3	0	0	0			21	3
Sex Offenses, Forcible	0	0	2	0	0	0			51	5
Sex Offenses, Nonforcible	0	0	0	0	0	0			6	1
Stolen Property Offenses (Receiving, etc.)	6	6	10	8	0	0			115	68
Weapon Law Violations	0	0	1	0	0	0			39	37
Total	58	25	218	30	18	18	0	0	3115	977

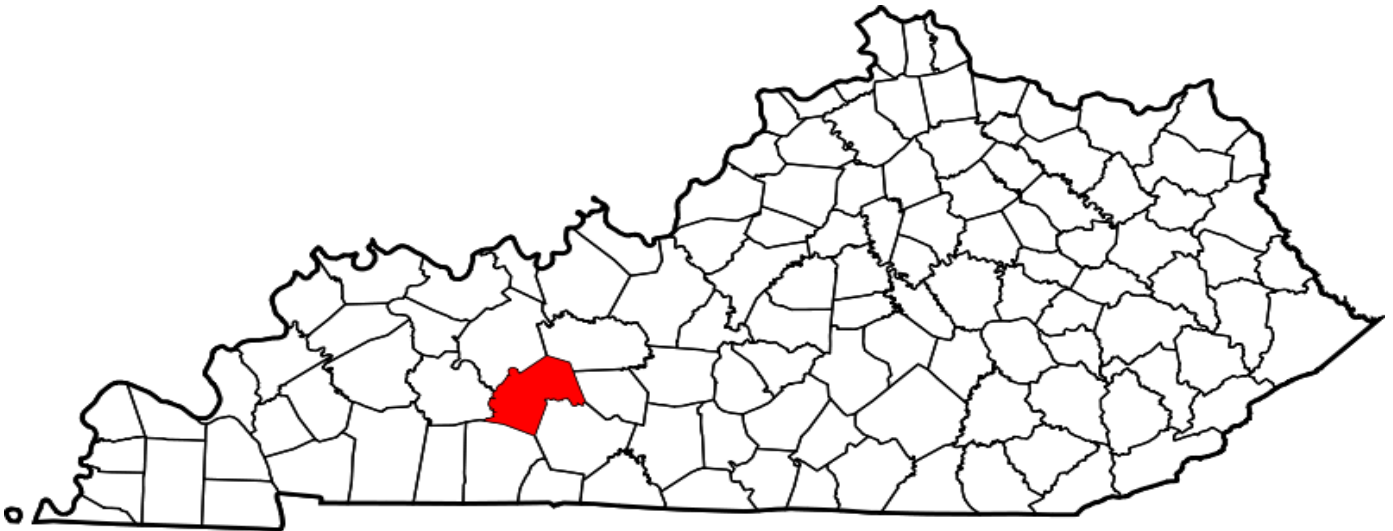
Butler County

**A CRIME IS COMMITTED IN BUTLER COUNTY
APPROXIMATELY EVERY 22 HOURS**

FULL TIME SWORN LAW ENFORCEMENT EMPLOYEES

Agency	Male	Female	Total
STATE POLICE	945	30	975
BUTLER COUNTY SHERIFF'S OFFICE	6	0	6
MORGANTOWN POLICE DEPARTMENT	8	0	8

****Kentucky State Police Troopers may be assigned to multiple counties per post.**



County Seat: Morgantown
Population: 12,831
Registered Sex Offenders: 26

BUTLER COUNTY

Group A Offenses	State Police		Sheriff		Morgantown PD		All Other Agencies		Total	
By Category	Offenses		Offenses		Offenses		Offenses		Offenses	
	Reported	Cleared	Reported	Cleared	Reported	Cleared	Reported	Cleared	Reported	Cleared
Animal Cruelty	0	0	0	0	0	0	0	0	0	0
Arson	0	0	0	0	1	0	0	0	1	0
Assault Offenses	14	11	24	13	26	11	0	0	64	35
Bribery	2	1	0	0	1	0	0	0	3	1
Burglary/Breaking and Entering	5	2	26	2	6	0	0	0	37	4
Counterfeiting/Forgery	2	1	12	0	4	0	0	0	18	1
Destruction/Damage/Vandalism Of Property	2	2	24	1	8	1	0	0	34	4
Drug/Narcotic Offenses	15	11	35	8	50	26	0	0	100	45
Extortion/Blackmail	0	0	0	0	0	0	0	0	0	0
Fraud Offenses	0	0	1	0	2	0	1	0	4	0
Gambling Offenses	0	0	0	0	0	0	0	0	0	0
Homicide Offenses	0	0	0	0	0	0	0	0	0	0
Human Trafficking	0	0	0	0	0	0	0	0	0	0
Kidnapping/Abduction	1	1	1	0	0	0	0	0	2	1
Larceny/Theft Offenses	5	3	40	2	21	2	0	0	66	7
Motor Vehicle Theft	1	1	12	0	5	2	0	0	18	3
Pornography/Obscene Material	0	0	0	0	0	0	0	0	0	0
Prostitution Offenses	0	0	0	0	0	0	0	0	0	0
Robbery	0	0	2	0	1	0	0	0	3	0
Sex Offenses, Forcible	14	9	0	0	6	0	0	0	20	9
Sex Offenses, Nonforcible	7	7	0	0	1	0	0	0	8	7
Stolen Property Offenses (Receiving, etc.)	4	3	3	2	2	0	0	0	9	5
Weapon Law Violations	2	2	4	1	1	0	0	0	7	3
Total	74	54	184	29	135	42	1	0	394	125

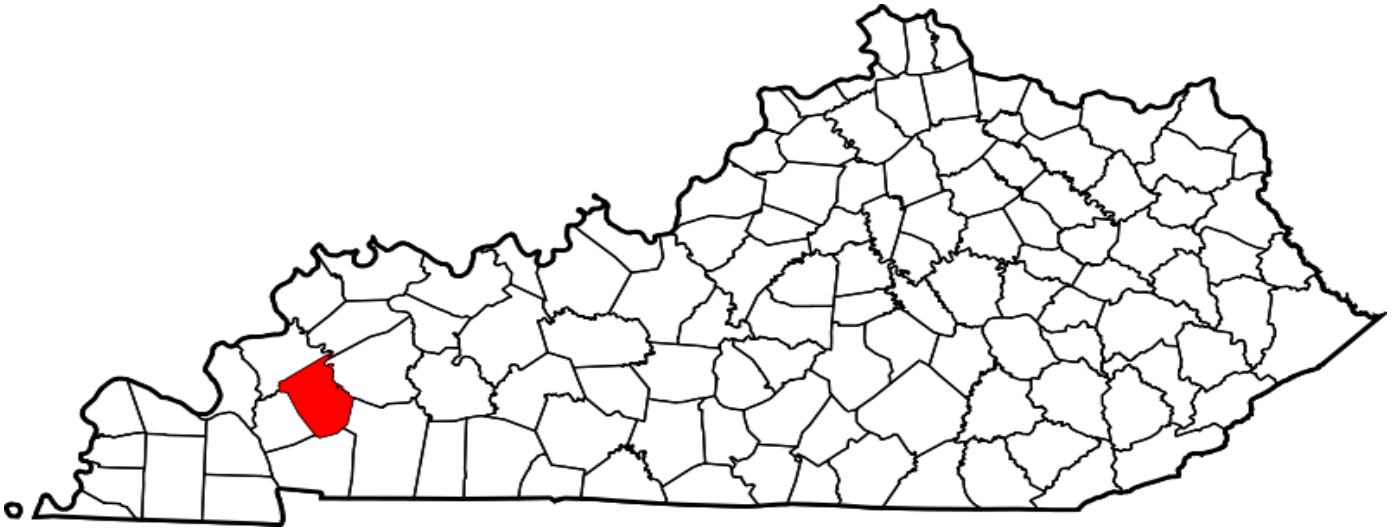
Caldwell County

**A CRIME IS COMMITTED IN CALDWELL
COUNTY APPROXIMATELY EVERY 8 HOURS**

FULL TIME SWORN LAW ENFORCEMENT EMPLOYEES

Agency	Male	Female	Total
STATE POLICE	945	30	975
CALDWELL COUNTY SHERIFF'S OFFICE	7	1	8
PRINCETON POLICE DEPARTMENT	14	0	14

****Kentucky State Police Troopers may be assigned to multiple counties per post.**



County Seat: Princeton
Population: 12,639
Registered Sex Offenders: 70

CALDWELL COUNTY

Group A Offenses	State Police		Sheriff		Princeton PD		All Other Agencies		Total	
By Category	Offenses		Offenses		Offenses		Offenses		Offenses	
	Reported	Cleared	Reported	Cleared	Reported	Cleared	Reported	Cleared	Reported	Cleared
Animal Cruelty	0	0	0	0	1	0	0	0	1	0
Arson	0	0	2	0	1	0	0	0	3	0
Assault Offenses	6	4	28	18	105	78	4	4	143	104
Bribery	0	0	0	0	0	0	0	0	0	0
Burglary/Breaking and Entering	0	0	23	2	65	13	0	0	88	15
Counterfeiting/Forgery	0	0	8	0	43	21	0	0	51	21
Destruction/Damage/Vandalism Of Property	1	0	18	1	85	24	1	1	105	26
Drug/Narcotic Offenses	14	12	61	53	148	139	42	11	265	215
Extortion/Blackmail	0	0	0	0	0	0	0	0	0	0
Fraud Offenses	0	0	4	2	27	16	0	0	31	18
Gambling Offenses	0	0	0	0	0	0	0	0	0	0
Homicide Offenses	0	0	0	0	2	1	0	0	2	1
Human Trafficking	0	0	0	0	0	0	0	0	0	0
Kidnapping/Abduction	1	1	1	1	2	2	0	0	4	4
Larceny/Theft Offenses	2	0	21	3	218	111	1	1	242	115
Motor Vehicle Theft	0	0	9	2	13	4	0	0	22	6
Pornography/Obscene Material	0	0	0	0	0	0	0	0	0	0
Prostitution Offenses	0	0	0	0	0	0	0	0	0	0
Robbery	1	0	0	0	2	1	0	0	3	1
Sex Offenses, Forcible	2	1	0	0	7	3	0	0	9	4
Sex Offenses, Nonforcible	0	0	0	0	4	1	0	0	4	1
Stolen Property Offenses (Receiving, etc.)	4	1	9	5	37	22	0	0	50	28
Weapon Law Violations	0	0	15	12	11	9	2	0	28	21
Total	31	19	199	99	771	445	50	17	1051	580

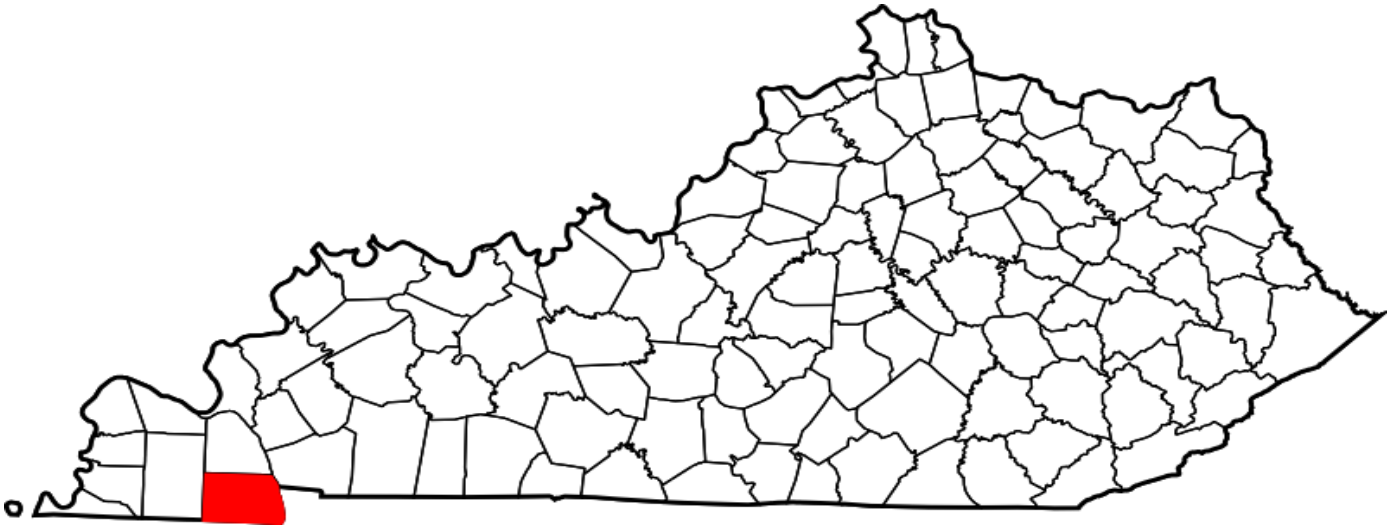
Calloway County

**A CRIME IS COMMITTED IN CALLOWAY COUNTY
APPROXIMATELY EVERY 3 HOURS**

FULL TIME SWORN LAW ENFORCEMENT EMPLOYEES

Agency	Male	Female	Total
STATE POLICE	945	30	975
CALLOWAY COUNTY SHERIFF'S OFFICE	15	1	16
MURRAY POLICE DEPARTMENT	33	6	39
MURRAY STATE UNIVERSITY POLICE	15	1	16

****Kentucky State Police Troopers may be assigned to multiple counties per post.**



County Seat: Murray
Population: 38,919
Registered Sex Offenders: 66

CALLOWAY COUNTY

Group A Offenses	State Police		Sheriff		Murray State Univ		Murray PD		All Other Agencies		Total	
By Category	Offenses		Offenses		Offenses		Offenses		Offenses		Offenses	
	Reported	Cleared	Reported	Cleared	Reported	Cleared	Reported	Cleared	Reported	Cleared	Reported	Cleared
Animal Cruelty	0	0	1	1	1	0	2	0	0	0	4	1
Arson	0	0	3	0	1	0	0	0	0	0	4	0
Assault Offenses	18	15	163	88	15	14	177	83	0	0	373	200
Bribery	0	0	0	0	0	0	0	0	0	0	0	0
Burglary/Breaking and Entering	5	2	94	8	6	0	110	20	0	0	215	30
Counterfeiting/Forgery	6	4	22	19	2	2	62	2	0	0	92	27
Destruction/Damage/Vandalism Of Property	5	2	65	14	27	12	113	10	0	0	210	38
Drug/Narcotic Offenses	114	62	162	116	82	74	196	185	0	0	554	437
Extortion/Blackmail	0	0	0	0	0	0	2	1	0	0	2	1
Fraud Offenses	4	0	43	2	3	3	59	6	0	0	109	11
Gambling Offenses	0	0	0	0	0	0	0	0	0	0	0	0
Homicide Offenses	0	0	2	2	0	0	0	0	0	0	2	2
Human Trafficking	0	0	0	0	0	0	0	0	0	0	0	0
Kidnapping/Abduction	1	1	4	2	1	0	5	3	0	0	11	6
Larceny/Theft Offenses	11	4	159	30	94	39	613	92	0	0	877	165
Motor Vehicle Theft	0	0	31	7	0	0	25	4	0	0	56	11
Pornography/Obscene Material	1	1	1	0	0	0	6	0	0	0	8	1
Prostitution Offenses	0	0	0	0	0	0	0	0	0	0	0	0
Robbery	0	0	2	1	0	0	12	0	0	0	14	1
Sex Offenses, Forcible	32	28	15	8	8	6	22	4	0	0	77	46
Sex Offenses, Nonforcible	0	0	1	1	0	0	0	0	0	0	1	1
Stolen Property Offenses (Receiving, etc.)	1	1	16	6	7	3	9	5	0	0	33	15
Weapon Law Violations	5	5	10	6	4	4	7	7	0	0	26	22
Total	203	125	794	311	251	157	1420	422	0	0	2668	1015

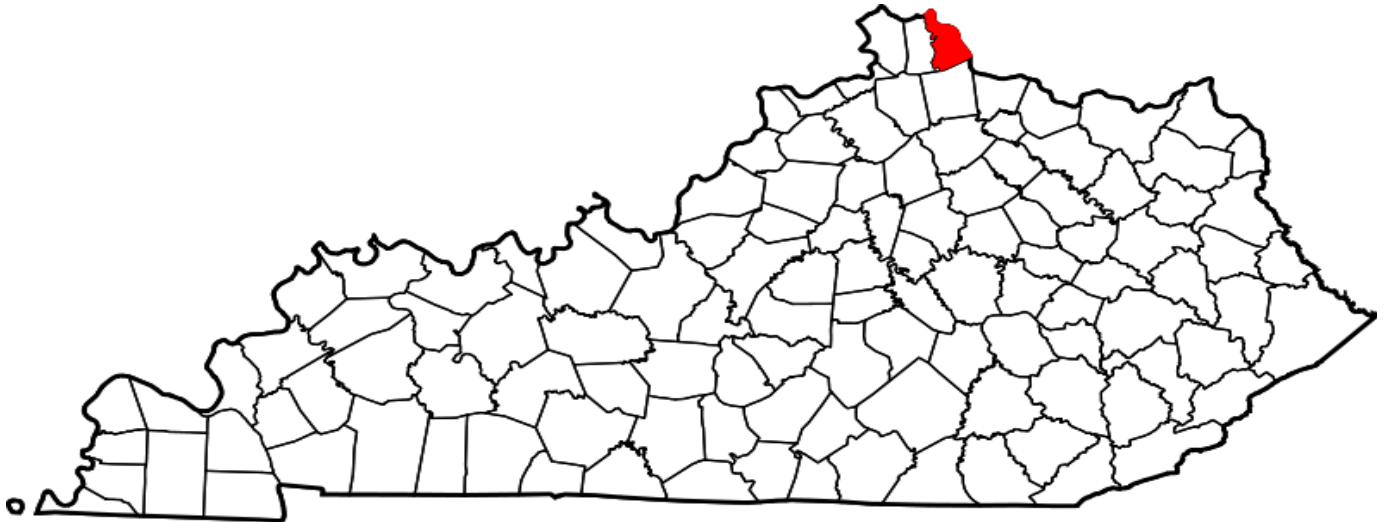
Campbell County

**A CRIME IS COMMITTED IN CAMPBELL COUNTY
APPROXIMATELY EVERY 60 Minutes**

FULL TIME SWORN LAW ENFORCEMENT EMPLOYEES

Agency	Male	Female	Total
STATE POLICE	945	30	975
CAMPBELL COUNTY SHERIFF'S OFFICE	14	0	14
ALEXANDRIA POLICE DEPARTMENT	14	6	20
BELLEVUE POLICE DEPARTMENT	10	1	11
CAMPBELL COUNTY POLICE DEPARTMENT	31	1	32
COLD SPRINGS POLICE DEPARTMENT	9	0	9
DAYTON POLICE DEPARTMENT	9	0	9
FT. THOMAS POLICE DEPARTMENT	21	0	21
HIGHLAND HEIGHTS POLICE DEPT.	8	2	10
NEWPORT POLICE DEPARTMENT	37	2	39
NORTHERN KY UNIVERSITY POLICE DEPT.	15	0	15
SILVER GROVE POLICE DEPARTMENT	1	0	1
SOUTHGATE POLICE DEPARTMENT	8	0	8
WILDER POLICE DEPARTMENT	12	0	12

**Kentucky State Police Troopers may be assigned to multiple counties per post.



County Seat: Alexandria
Population: 92,488
Registered Sex Offenders: 92

CAMPBELL COUNTY

Group A Offenses	State Police		Sheriff		Bellevue PD		Campbell Co. PD		Dayton PD		Ft. Thomas PD	
By Category	Offenses		Offenses		Offenses		Offenses		Offenses		Offenses	
	Reported	Cleared	Reported	Cleared	Reported	Cleared	Reported	Cleared	Reported	Cleared	Reported	Cleared
Animal Cruelty	0	0	0	0	1	0	2	1	0	0	0	0
Arson	0	0	0	0	2	2	0	0	0	0	1	0
Assault Offenses	5	5	1	0	64	43	176	145	93	54	46	29
Bribery	0	0	0	0	0	0	1	1	0	0	0	0
Burglary/Breaking and Entering	0	0	0	0	28	9	47	19	33	7	18	3
Counterfeiting/Forgery	0	0	0	0	14	11	10	4	5	3	6	3
Destruction/Damage/Vandalism Of Property	0	0	0	0	47	21	66	29	60	10	40	12
Drug/Narcotic Offenses	3	3	1	1	113	113	120	105	153	146	242	206
Extortion/Blackmail	1	0	0	0	0	0	0	0	0	0	0	0
Fraud Offenses	1	1	0	0	19	5	30	10	12	2	28	6
Gambling Offenses	0	0	0	0	0	0	0	0	0	0	0	0
Homicide Offenses	0	0	0	0	0	0	2	2	1	0	0	0
Human Trafficking	0	0	0	0	0	0	0	0	0	0	0	0
Kidnapping/Abduction	0	0	0	0	3	3	6	4	0	0	0	0
Larceny/Theft Offenses	0	0	0	0	125	39	163	52	101	31	138	21
Motor Vehicle Theft	0	0	0	0	12	1	23	16	11	0	12	3
Pornography/Obscene Material	0	0	0	0	0	0	13	6	1	0	0	0
Prostitution Offenses	0	0	0	0	0	0	0	0	0	0	0	0
Robbery	0	0	0	0	3	0	2	2	5	1	4	2
Sex Offenses, Forcible	3	0	0	0	9	2	49	26	6	0	5	2
Sex Offenses, Nonforcible	1	0	0	0	0	0	6	6	1	0	2	1
Stolen Property Offenses (Receiving, etc.)	0	0	0	0	7	7	15	9	11	4	5	4
Weapon Law Violations	2	2	0	0	6	6	9	8	6	4	4	3
Total	16	11	2	1	453	262	740	445	499	262	551	295

CAMPBELL COUNTY

Group A Offenses	Highland Heights		Newport		Alexandria		Cold Springs		Silver Grove	
By Category	Offenses		Offenses		Offenses		Offenses		Offenses	
	Reported	Cleared	Reported	Cleared	Reported	Cleared	Reported	Cleared	Reported	Cleared
Animal Cruelty	0	0	0	0	0	0	0	0	0	0
Arson	0	0	1	0	0	0	0	0	0	0
Assault Offenses	23	10	142	45	76	20	38	25	0	0
Bribery	0	0	0	0	0	0	1	1	0	0
Burglary/Breaking and Entering	7	0	98	19	19	1	6	5	0	0
Counterfeiting/Forgery	7	4	48	18	6	1	15	2	0	0
Destruction/Damage/Vandalism Of Property	16	1	187	15	49	2	12	6	0	0
Drug/Narcotic Offenses	443	429	230	219	38	33	163	163	0	0
Extortion/Blackmail	0	0	0	0	0	0	0	0	0	0
Fraud Offenses	11	5	41	6	13	1	22	5	0	0
Gambling Offenses	0	0	0	0	0	0	0	0	0	0
Homicide Offenses	0	0	1	0	0	0	0	0	0	0
Human Trafficking	0	0	0	0	0	0	0	0	0	0
Kidnapping/Abduction	1	1	1	0	0	0	0	0	0	0
Larceny/Theft Offenses	56	7	532	149	147	23	177	136	0	0
Motor Vehicle Theft	6	0	52	3	14	1	0	0	0	0
Pornography/Obscene Material	0	0	14	0	1	0	2	0	0	0
Prostitution Offenses	0	0	0	0	0	0	0	0	0	0
Robbery	6	2	23	7	0	0	5	2	0	0
Sex Offenses, Forcible	2	0	16	2	2	0	1	0	0	0
Sex Offenses, Nonforcible	0	0	1	0	1	0	0	0	0	0
Stolen Property Offenses (Receiving, etc.)	6	2	47	23	3	2	14	13	0	0
Weapon Law Violations	4	3	8	8	3	3	1	1	0	0
Total	588	464	1442	514	372	87	457	359	0	0

CAMPBELL COUNTY

Group A Offenses	Wilder		Northern KY Univ.		Southgate PD		All Other Agencies		Total	
By Category	Offenses		Offenses		Offenses		Offenses		Offenses	
	Reported	Cleared	Reported	Cleared	Reported	Cleared	Reported	Cleared	Reported	Cleared
Animal Cruelty	0	0	0	0	0	0	0	0	3	1
Arson	0	0	0	0	0	0	0	0	4	2
Assault Offenses	15	9	13	10	19	10	0	0	711	405
Bribery	0	0	0	0	0	0	0	0	2	2
Burglary/Breaking and Entering	2	0	0	0	3	0	0	0	261	63
Counterfeiting/Forgery	2	2	10	8	3	3	1	1	127	60
Destruction/Damage/Vandalism Of Property	12	2	13	5	14	0	0	0	516	103
Drug/Narcotic Offenses	77	77	50	50	42	42	37	37	1712	1624
Extortion/Blackmail	0	0	0	0	0	0	0	0	1	0
Fraud Offenses	6	2	5	4	5	1	2	0	195	48
Gambling Offenses	0	0	0	0	0	0	0	0	0	0
Homicide Offenses	0	0	0	0	0	0	0	0	4	2
Human Trafficking	0	0	0	0	0	0	0	0	0	0
Kidnapping/Abduction	0	0	0	0	1	1	0	0	12	9
Larceny/Theft Offenses	38	5	73	22	21	4	0	0	1571	489
Motor Vehicle Theft	2	2	1	0	7	1	0	0	140	27
Pornography/Obscene Material	0	0	0	0	1	0	0	0	32	6
Prostitution Offenses	0	0	0	0	0	0	0	0	0	0
Robbery	1	1	0	0	2	2	0	0	51	19
Sex Offenses, Forcible	3	1	8	5	2	0	0	0	106	38
Sex Offenses, Nonforcible	0	0	0	0	0	0	0	0	12	7
Stolen Property Offenses (Receiving, etc.)	9	6	2	1	4	4	3	0	126	75
Weapon Law Violations	2	2	0	0	5	5	1	1	51	46
Total	169	109	175	105	129	73	44	39	5637	3026

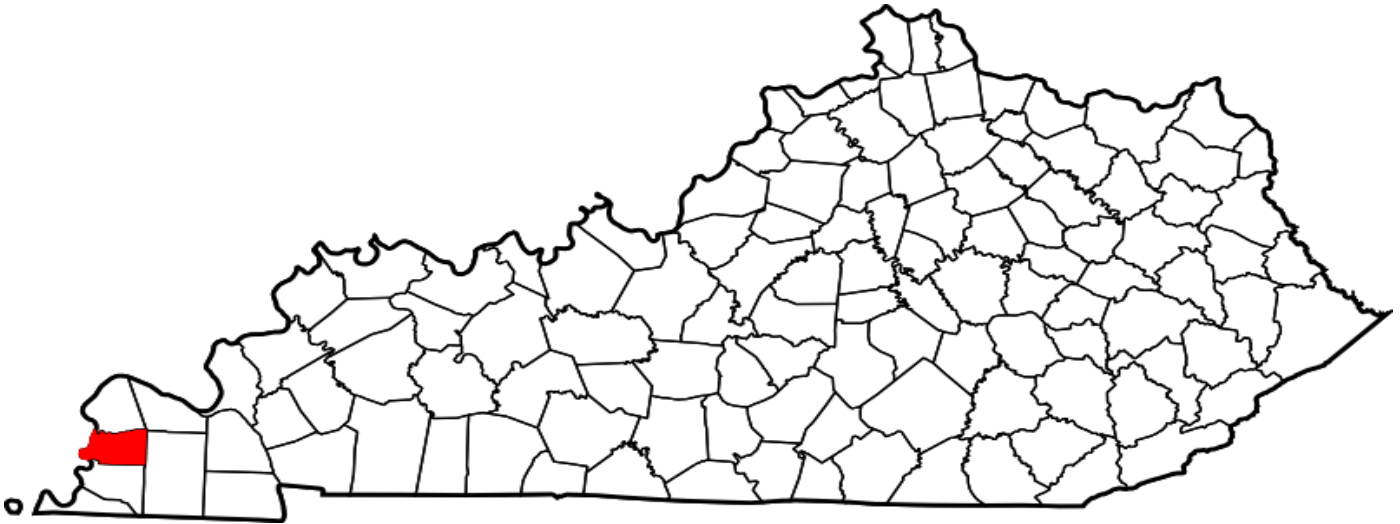
Carlisle County

**A CRIME IS COMMITTED IN CARLISLE COUNTY
APPROXIMATELY EVERY 4 DAYS**

FULL TIME SWORN LAW ENFORCEMENT EMPLOYEES

Agency	Male	Female	Total
STATE POLICE	945	30	975
CARLISLE COUNTY SHERIFF'S OFFICE	2	0	2
BARDWELL POLICE DEPARTMENT	1	0	1

****Kentucky State Police Troopers may be assigned to multiple counties per post.**



County Seat: Bardwell
Population: 4,846
Registered Sex Offenders: 11

CARLISLE COUNTY

Group A Offenses	State Police		Sheriff		Bardwell		All Other Agencies		Total	
By Category	Offenses		Offenses		Offenses		Offenses		Offenses	
	Reported	Cleared	Reported	Cleared	Reported	Cleared	Reported	Cleared	Reported	Cleared
Animal Cruelty	0	0	0	0	0	0	0	0	0	0
Arson	0	0	0	0	0	0	0	0	0	0
Assault Offenses	26	20	1	1	0	0	0	0	27	21
Bribery	0	0	0	0	0	0	0	0	0	0
Burglary/Breaking and Entering	8	0	3	0	0	0	0	0	11	0
Counterfeiting/Forgery	2	1	1	0	0	0	0	0	3	1
Destruction/Damage/Vandalism Of Property	6	3	4	0	0	0	0	0	10	3
Drug/Narcotic Offenses	10	9	9	2	0	0	0	0	19	11
Extortion/Blackmail	0	0	0	0	0	0	0	0	0	0
Fraud Offenses	0	0	4	0	0	0	0	0	4	0
Gambling Offenses	0	0	0	0	0	0	0	0	0	0
Homicide Offenses	0	0	0	0	0	0	0	0	0	0
Human Trafficking	0	0	0	0	0	0	0	0	0	0
Kidnapping/Abduction	0	0	0	0	0	0	0	0	0	0
Larceny/Theft Offenses	6	1	6	0	0	0	0	0	12	1
Motor Vehicle Theft	0	0	1	0	0	0	0	0	1	0
Pornography/Obscene Material	0	0	0	0	0	0	0	0	0	0
Prostitution Offenses	0	0	0	0	0	0	0	0	0	0
Robbery	0	0	0	0	0	0	0	0	0	0
Sex Offenses, Forcible	3	2	1	0	0	0	0	0	4	2
Sex Offenses, Nonforcible	0	0	0	0	0	0	0	0	0	0
Stolen Property Offenses (Receiving, etc.)	0	0	0	0	0	0	0	0	0	0
Weapon Law Violations	2	2	0	0	0	0	0	0	2	2
Total	63	38	30	3	0	0	0	0	93	41

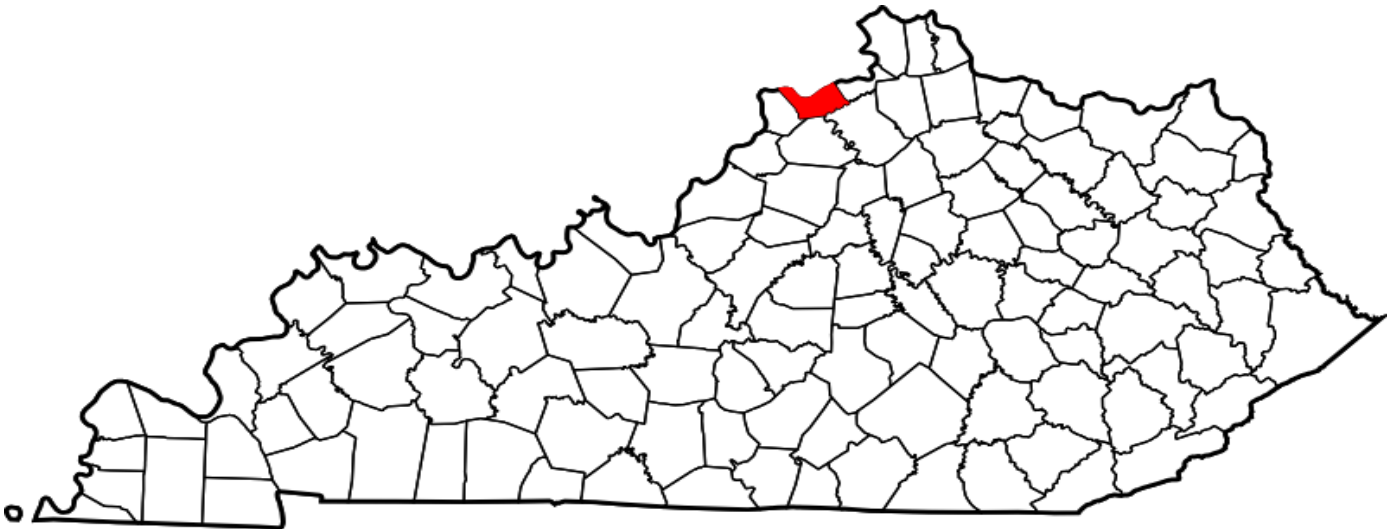
Carroll County

**A CRIME IS COMMITTED IN CARROLL COUNTY
APPROXIMATELY EVERY 10 HOURS**

FULL TIME SWORN LAW ENFORCEMENT EMPLOYEES

Agency	Male	Female	Total
STATE POLICE	945	30	975
CARROLL COUNTY SHERIFF'S OFFICE	7	0	7
CARROLLTON POLICE DEPARTMENT	10	0	10

****Kentucky State Police Troopers may be assigned to multiple counties per post.**



County Seat: Carrollton
Population: 10,713
Registered Sex Offenders: 42

CARROLL COUNTY

Group A Offenses	State Police		Sheriff		Carrollton PD		All Other Agencies		Total	
By Category	Offenses		Offenses		Offenses		Offenses		Offenses	
	Reported	Cleared	Reported	Cleared	Reported	Cleared	Reported	Cleared	Reported	Cleared
Animal Cruelty	0	0	0	0	4	4	0	0	4	4
Arson	0	0	0	0	0	0	0	0	0	0
Assault Offenses	37	33	3	2	44	39	0	0	84	74
Bribery	0	0	0	0	0	0	0	0	0	0
Burglary/Breaking and Entering	8	2	0	0	11	2	0	0	19	4
Counterfeiting/Forgery	4	2	1	0	1	0	0	0	6	2
Destruction/Damage/Vandalism Of Property	8	4	1	1	10	5	0	0	19	10
Drug/Narcotic Offenses	192	167	35	31	303	287	0	0	530	485
Extortion/Blackmail	0	0	0	0	0	0	0	0	0	0
Fraud Offenses	5	2	2	1	6	2	0	0	13	5
Gambling Offenses	0	0	0	0	0	0	0	0	0	0
Homicide Offenses	0	0	0	0	0	0	0	0	0	0
Human Trafficking	0	0	0	0	0	0	0	0	0	0
Kidnapping/Abduction	2	2	0	0	2	1	0	0	4	3
Larceny/Theft Offenses	40	15	4	1	51	24	0	0	95	40
Motor Vehicle Theft	8	4	0	0	8	3	0	0	16	7
Pornography/Obscene Material	1	1	0	0	1	0	0	0	2	1
Prostitution Offenses	0	0	0	0	0	0	0	0	0	0
Robbery	1	0	0	0	1	1	0	0	2	1
Sex Offenses, Forcible	20	8	0	0	1	0	0	0	21	8
Sex Offenses, Nonforcible	3	2	0	0	0	0	0	0	3	2
Stolen Property Offenses (Receiving, etc.)	8	7	0	0	6	3	0	0	14	10
Weapon Law Violations	0	0	1	1	6	5	0	0	7	6
Total	337	249	47	37	455	376	0	0	839	662

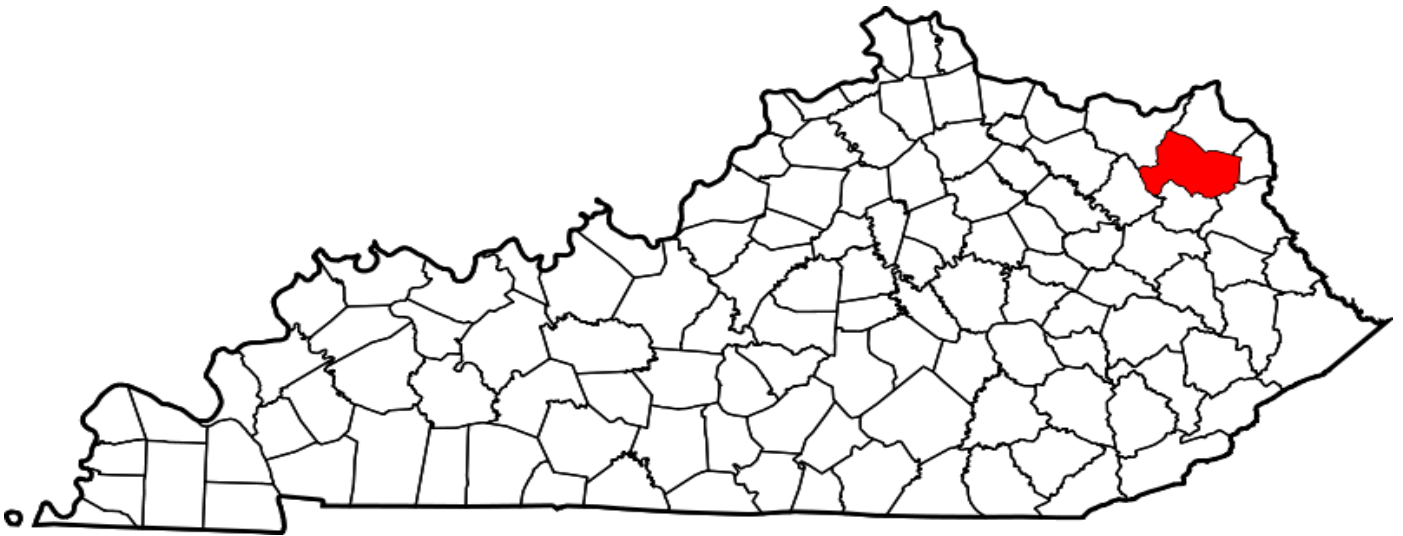
Carter County

**A CRIME IS COMMITTED IN CARTER COUNTY
APPROXIMATELY EVERY 11 HOURS**

FULL TIME SWORN LAW ENFORCEMENT EMPLOYEES

Agency	Male	Female	Total
STATE POLICE	945	30	975
CARTER COUNTY SHERIFF'S OFFICE	7	0	7
GRAYSON POLICE DEPARTMENT	9	1	10
OLIVE HILL POLICE DEPARTMENT	7	0	7

****Kentucky State Police Troopers may be assigned to multiple counties per post.**



County Seat: Grayson
Population: 27,144
Registered Sex Offenders: 45

CARTER COUNTY

Group A Offenses	State Police		Sheriff		Grayson		Olive Hill		All Other Agencies		Total	
By Category	Offenses		Offenses		Offenses		Offenses		Offenses		Offenses	
	Reported	Cleared	Reported	Cleared	Reported	Cleared	Reported	Cleared	Reported	Cleared	Reported	Cleared
Animal Cruelty	0	0	1	0	0	0	0	0	3	3	4	3
Arson	0	0	0	0	0	0	0	0	0	0	0	0
Assault Offenses	38	33	25	17	27	4	6	6	3	2	99	62
Bribery	0	0	0	0	0	0	0	0	0	0	0	0
Burglary/Breaking and Entering	29	3	36	2	23	3	2	1	0	0	90	9
Counterfeiting/Forgery	2	2	0	0	3	0	0	0	0	0	5	2
Destruction/Damage/Vandalism Of Property	17	4	21	5	10	0	5	3	0	0	53	12
Drug/Narcotic Offenses	53	32	57	56	51	14	31	26	23	3	215	131
Extortion/Blackmail	0	0	0	0	0	0	0	0	0	0	0	0
Fraud Offenses	6	0	4	2	9	0	1	0	2	0	22	2
Gambling Offenses	0	0	0	0	0	0	0	0	0	0	0	0
Homicide Offenses	0	0	1	0	0	0	0	0	0	0	1	0
Human Trafficking	0	0	0	0	0	0	0	0	0	0	0	0
Kidnapping/Abduction	0	0	0	0	1	0	0	0	0	0	1	0
Larceny/Theft Offenses	52	5	37	1	78	3	9	5	3	0	179	14
Motor Vehicle Theft	9	2	7	0	8	0	1	0	0	0	25	2
Pornography/Obscene Material	3	1	0	0	0	0	0	0	0	0	3	1
Prostitution Offenses	0	0	0	0	0	0	0	0	0	0	0	0
Robbery	4	2	2	0	2	1	0	0	0	0	8	3
Sex Offenses, Forcible	23	14	1	0	0	0	1	1	0	0	25	15
Sex Offenses, Nonforcible	3	1	1	0	0	0	0	0	0	0	4	1
Stolen Property Offenses (Receiving, etc.)	17	16	4	4	7	1	0	0	0	0	28	21
Weapon Law Violations	6	5	1	1	0	0	0	0	0	0	7	6
Total	262	120	198	88	219	26	56	42	34	8	769	284

Casey County

**A CRIME IS COMMITTED IN CASEY COUNTY
APPROXIMATELY EVERY 24 hours**

FULL TIME SWORN LAW ENFORCEMENT EMPLOYEES

Agency	Male	Female	Total
STATE POLICE	945	30	975
CASEY COUNTY SHERIFF'S OFFICE	6	0	6
LIBERTY POLICE DEPARTMENT	5	0	5

**Kentucky State Police Troopers may be assigned to multiple counties per post.



County Seat: Liberty
Population: 15,750
Registered Sex Offenders: 25

CASEY COUNTY

Group A Offenses	State Police		Sheriff		Liberty		All Other Agencies		Total	
By Category	Offenses		Offenses		Offenses		Offenses		Offenses	
	Reported	Cleared	Reported	Cleared	Reported	Cleared	Reported	Cleared	Reported	Cleared
Animal Cruelty	0	0	0	0	0	0	0	0	0	0
Arson	1	0	0	0	0	0	0	0	1	0
Assault Offenses	20	18	6	0	5	0	0	0	31	18
Bribery	1	0	0	0	0	0	0	0	1	0
Burglary/Breaking and Entering	12	1	14	1	1	0	0	0	27	2
Counterfeiting/Forgery	2	1	8	0	4	2	0	0	14	3
Destruction/Damage/Vandalism Of Property	5	2	6	1	0	0	0	0	11	3
Drug/Narcotic Offenses	21	12	79	4	5	2	0	0	105	18
Extortion/Blackmail	0	0	0	0	0	0	0	0	0	0
Fraud Offenses	1	0	2	0	0	0	0	0	3	0
Gambling Offenses	0	0	0	0	0	0	0	0	0	0
Homicide Offenses	1	0	0	0	0	0	0	0	1	0
Human Trafficking	1	0	0	0	0	0	0	0	1	0
Kidnapping/Abduction	0	0	0	0	0	0	0	0	0	0
Larceny/Theft Offenses	7	2	18	2	2	0	0	0	27	4
Motor Vehicle Theft	2	1	8	1	1	0	0	0	11	2
Pornography/Obscene Material	3	3	0	0	0	0	0	0	3	3
Prostitution Offenses	0	0	0	0	0	0	0	0	0	0
Robbery	0	0	0	0	0	0	0	0	0	0
Sex Offenses, Forcible	15	6	0	0	0	0	0	0	15	6
Sex Offenses, Nonforcible	0	0	0	0	0	0	0	0	0	0
Stolen Property Offenses (Receiving, etc.)	2	1	4	0	1	1	0	0	7	2
Weapon Law Violations	1	0	2	0	0	0	1	0	4	0
Total	95	47	147	9	19	5	1	0	262	61

Christian County

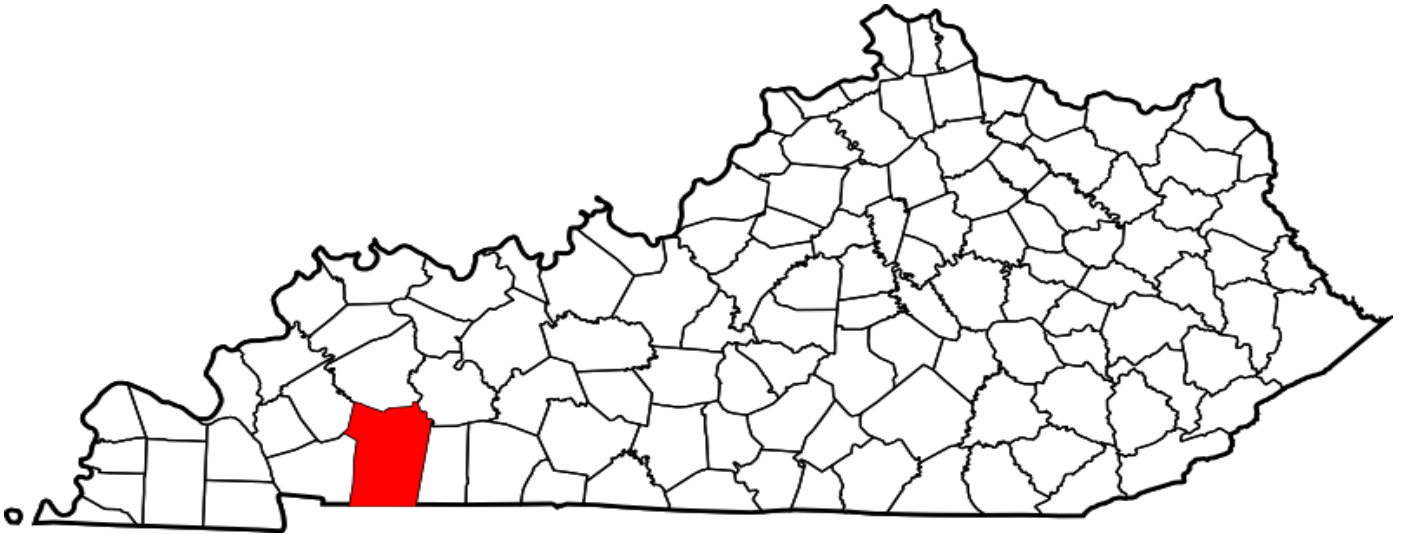
**A CRIME IS COMMITTED IN CHRISTIAN COUNTY
APPROXIMATELY EVERY 60 MINUTES**

FULL TIME SWORN LAW ENFORCEMENT EMPLOYEES

Agency	Male	Female	Total
STATE POLICE	945	30	975
CHRISTIAN COUNTY SHERIFF'S OFFICE	33	0	33
HOPKINSVILLE POLICE DEPARTMENT	72	3	75
**PENNYRILE NARCOTICS DRUG TASK FORCE	3	0	3
OAK GROVE POLICE DEPARTMENT	13	2	15
PEMBROKE POLICE DEPARTMENT	1	0	1

**Kentucky State Police Troopers may be assigned to multiple counties per post.

**Task Forces cover multiple counties.



County Seat: Hopkinsville
Population: 70,416
Registered Sex Offenders: 139

CHRISTIAN COUNTY

Group A Offenses	State Police		Sheriff		Pennyrile Narc. TF		Oak Grove		Hopkinsville PD	
By Category	Offenses		Offenses		Offenses		Offenses		Offenses	
	Reported	Cleared	Reported	Cleared	Reported	Cleared	Reported	Cleared	Reported	Cleared
Animal Cruelty	0	0	13	6	0	0	0	0	58	0
Arson	2	1	5	2	0	0	0	0	9	1
Assault Offenses	19	14	190	95	2	1	161	83	411	242
Bribery	0	0	0	0	0	0	0	0	4	4
Burglary/Breaking and Entering	4	1	133	8	0	0	82	13	208	70
Counterfeiting/Forgery	0	0	32	1	0	0	19	2	162	31
Destruction/Damage/Vandalism Of Property	2	2	90	11	0	0	97	8	270	67
Drug/Narcotic Offenses	68	58	121	114	15	12	123	117	689	669
Extortion/Blackmail	0	0	0	0	0	0	0	0	0	0
Fraud Offenses	6	4	51	4	1	1	62	6	77	20
Gambling Offenses	0	0	0	0	0	0	0	0	0	0
Homicide Offenses	2	2	0	0	0	0	0	0	2	2
Human Trafficking	0	0	0	0	0	0	0	0	0	0
Kidnapping/Abduction	1	1	7	4	0	0	8	7	20	15
Larceny/Theft Offenses	7	2	217	25	0	0	353	153	776	266
Motor Vehicle Theft	3	1	31	1	0	0	26	3	58	25
Pornography/Obscene Material	39	39	0	0	0	0	3	0	19	15
Prostitution Offenses	0	0	0	0	0	0	4	2	1	1
Robbery	0	0	1	0	0	0	15	4	25	16
Sex Offenses, Forcible	5	3	17	4	0	0	11	1	49	22
Sex Offenses, Nonforcible	2	0	1	1	0	0	2	0	2	1
Stolen Property Offenses (Receiving, etc.)	5	4	16	6	0	0	17	11	21	19
Weapon Law Violations	7	7	16	14	1	1	18	17	87	84
Total	172	139	941	296	19	15	1001	427	2948	1570

CHRISTIAN COUNTY

Group A Offenses	Pembroke PD		All Other Agencies		-		-		Total	
By Category	Offenses		Offenses		Offenses		Offenses		Offenses	
	Reported	Cleared	Reported	Cleared	Reported	Cleared	Reported	Cleared	Reported	Cleared
Animal Cruelty	1	1	0	0	0	0	0	0	72	7
Arson	0	0	0	0	0	0	0	0	16	4
Assault Offenses	3	3	0	0	0	0	0	0	786	438
Bribery	0	0	0	0	0	0	0	0	4	4
Burglary/Breaking and Entering	5	3	0	0	0	0	0	0	432	95
Counterfeiting/Forgery	0	0	0	0	0	0	0	0	213	34
Destruction/Damage/Vandalism Of Property	1	1	0	0	0	0	0	0	460	89
Drug/Narcotic Offenses	0	0	0	0	0	0	0	0	1016	970
Extortion/Blackmail	0	0	0	0	0	0	0	0	0	0
Fraud Offenses	0	0	0	0	0	0	0	0	197	35
Gambling Offenses	0	0	0	0	0	0	0	0	0	0
Homicide Offenses	0	0	0	0	0	0	0	0	4	4
Human Trafficking	0	0	0	0	0	0	0	0	0	0
Kidnapping/Abduction	0	0	0	0	0	0	0	0	36	27
Larceny/Theft Offenses	6	1	0	0	0	0	0	0	1359	447
Motor Vehicle Theft	0	0	0	0	0	0	0	0	118	30
Pornography/Obscene Material	0	0	0	0	0	0	0	0	61	54
Prostitution Offenses	0	0	0	0	0	0	0	0	5	3
Robbery	0	0	0	0	0	0	0	0	41	20
Sex Offenses, Forcible	1	1	0	0	0	0	0	0	83	31
Sex Offenses, Nonforcible	0	0	0	0	0	0	0	0	7	2
Stolen Property Offenses (Receiving, etc.)	0	0	0	0	0	0	0	0	59	40
Weapon Law Violations	0	0	0	0	0	0	0	0	129	123
Total	17	10	0	0	0	0	0	0	5098	2457

Clark County

**A CRIME IS COMMITTED IN CLARK COUNTY
APPROXIMATELY EVERY 3 HOURS**

FULL TIME SWORN LAW ENFORCEMENT EMPLOYEES

Agency	Male	Female	Total
STATE POLICE	945	30	975
CLARK COUNTY SHERIFF'S OFFICE	12	1	13
WINCHESTER POLICE DEPARTMENT	31	0	31
CLARK CO. SCHOOL LAW ENFORCEMENT	4	0	4

**Kentucky State Police Troopers may be assigned to multiple counties per post.



County Seat: Winchester
Population: 36,046
Registered Sex Offenders: 65

CLARK COUNTY

Group A Offenses	State Police		Sheriff		Winchester PD		Clark Co. School Enf.		All Other Agencies		Total	
By Category	Offenses		Offenses		Offenses		Offenses		Offenses		Offenses	
	Reported	Cleared	Reported	Cleared	Reported	Cleared	Reported	Cleared	Reported	Cleared	Reported	Cleared
Animal Cruelty	0	0	0	0	0	0	0	0	0	0	0	0
Arson	0	0	2	0	7	5	0	0	0	0	9	5
Assault Offenses	2	2	45	27	454	159	19	1	0	0	520	189
Bribery	0	0	0	0	0	0	0	0	0	0	0	0
Burglary/Breaking and Entering	0	0	92	2	175	50	0	0	0	0	267	52
Counterfeiting/Forgery	0	0	7	3	37	10	0	0	0	0	44	13
Destruction/Damage/Vandalism Of Property	0	0	29	14	223	21	0	0	0	0	252	35
Drug/Narcotic Offenses	35	10	66	55	440	372	4	0	3	3	548	440
Extortion/Blackmail	0	0	0	0	0	0	0	0	0	0	0	0
Fraud Offenses	12	12	27	4	90	30	0	0	0	0	129	46
Gambling Offenses	0	0	0	0	0	0	0	0	0	0	0	0
Homicide Offenses	0	0	0	0	1	2	0	0	0	0	1	2
Human Trafficking	0	0	0	0	0	0	0	0	0	0	0	0
Kidnapping/Abduction	1	1	3	1	6	1	0	0	0	0	10	3
Larceny/Theft Offenses	3	1	123	17	881	183	3	0	2	2	1012	203
Motor Vehicle Theft	2	2	28	2	82	7	0	0	0	0	112	11
Pornography/Obscene Material	21	21	0	0	4	2	0	0	0	0	25	23
Prostitution Offenses	0	0	0	0	1	1	0	0	0	0	1	1
Robbery	0	0	7	1	17	6	0	0	0	0	24	7
Sex Offenses, Forcible	3	0	8	2	16	2	0	0	0	0	27	4
Sex Offenses, Nonforcible	0	0	0	0	0	0	0	0	0	0	0	0
Stolen Property Offenses (Receiving, etc.)	2	2	8	6	9	8	0	0	0	0	19	16
Weapon Law Violations	1	0	9	7	27	25	1	0	0	0	38	32
Total	82	51	454	141	2470	884	27	1	5	5	3038	1082

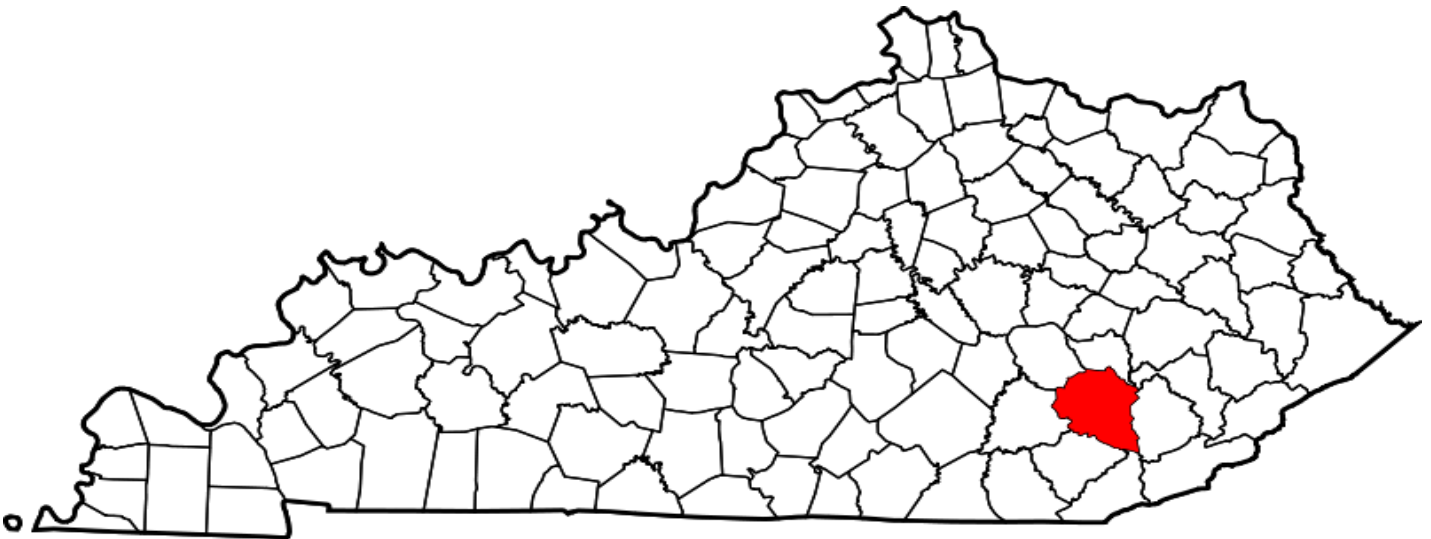
Clay County

**A CRIME IS COMMITTED IN CLAY COUNTY
APPROXIMATELY EVERY 12 HOURS**

FULL TIME SWORN LAW ENFORCEMENT EMPLOYEES

Agency	Male	Female	Total
STATE POLICE	945	30	975
CLAY COUNTY SHERIFF'S OFFICE	16	0	16
MANCHESTER POLICE DEPARTMENT	13	0	13

**Kentucky State Police Troopers may be assigned to multiple counties per post.



County Seat: Manchester
Population: 20,366
Registered Sex Offenders: 34

CLAY COUNTY

Group A Offenses	State Police		Sheriff		Manchester		All Other Agencies		Total	
By Category	Offenses		Offenses		Offenses		Offenses		Offenses	
	Reported	Cleared	Reported	Cleared	Reported	Cleared	Reported	Cleared	Reported	Cleared
Animal Cruelty	0	0	0	0	0	0	0	0	0	0
Arson	2	2	0	0	0	0	0	0	2	2
Assault Offenses	24	19	39	19	15	10	0	0	78	48
Bribery	0	0	0	0	0	0	0	0	0	0
Burglary/Breaking and Entering	14	3	25	2	4	2	0	0	43	7
Counterfeiting/Forgery	2	1	1	0	5	1	0	0	8	2
Destruction/Damage/Vandalism Of Property	6	2	14	4	3	2	0	0	23	8
Drug/Narcotic Offenses	77	37	64	33	54	38	0	0	195	108
Extortion/Blackmail	0	0	0	0	1	1	0	0	1	1
Fraud Offenses	3	0	3	0	0	0	0	0	6	0
Gambling Offenses	0	0	0	0	0	0	0	0	0	0
Homicide Offenses	2	2	0	0	0	0	0	0	2	2
Human Trafficking	0	0	0	0	0	0	0	0	0	0
Kidnapping/Abduction	0	0	1	0	0	0	0	0	1	0
Larceny/Theft Offenses	18	10	52	2	16	5	0	0	86	17
Motor Vehicle Theft	7	0	42	0	8	0	0	0	57	0
Pornography/Obscene Material	127	127	0	0	0	0	0	0	127	127
Prostitution Offenses	0	0	0	0	0	0	0	0	0	0
Robbery	1	1	0	0	0	0	0	0	1	1
Sex Offenses, Forcible	5	2	0	0	0	0	0	0	5	2
Sex Offenses, Nonforcible	6	4	0	0	0	0	0	0	6	4
Stolen Property Offenses (Receiving, etc.)	15	10	5	3	2	1	0	0	22	14
Weapon Law Violations	8	7	3	2	12	7	0	0	23	16
Total	317	227	249	65	120	67	0	0	686	359

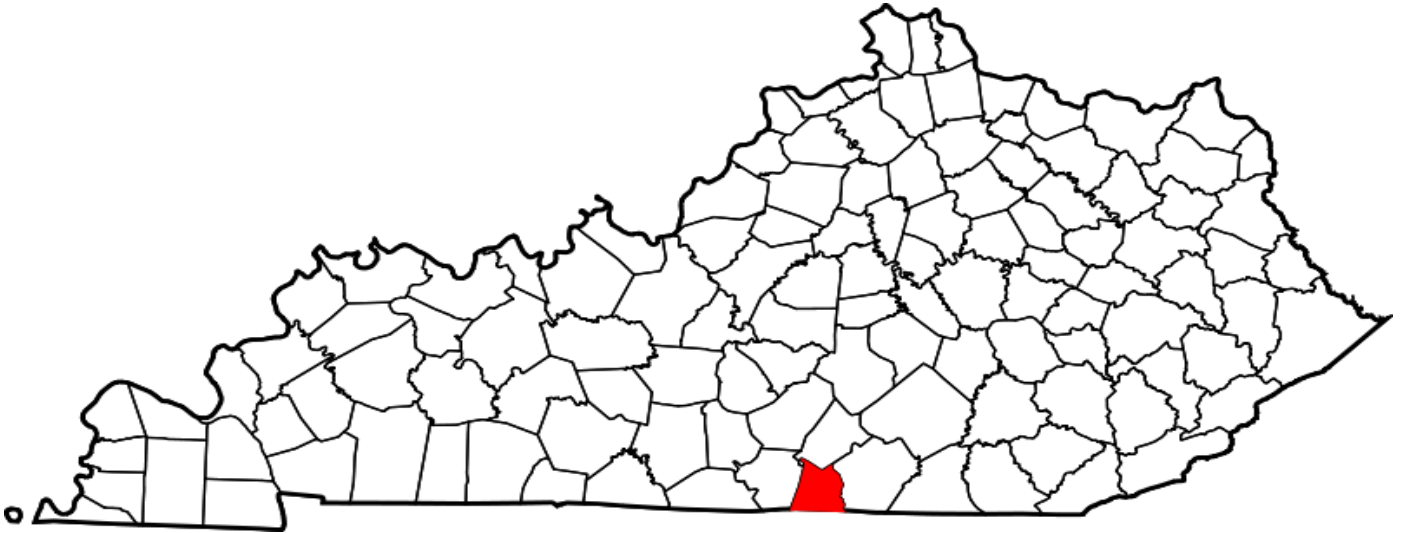
Clinton County

**A CRIME IS COMMITTED IN CLINTON COUNTY
APPROXIMATELY EVERY 24 Hours**

FULL TIME SWORN LAW ENFORCEMENT EMPLOYEES

Agency	Male	Female	Total
STATE POLICE	945	30	975
CLINTON COUNTY SHERIFF'S OFFICE	4	1	5
ALBANY POLICE DEPARTMENT	9	0	9

****Kentucky State Police Troopers may be assigned to multiple counties per post.**



County Seat: Albany
Population: 10,276
Registered Sex Offenders: 19

CLINTON COUNTY

Group A Offenses	State Police		Sheriff		Albany		All Other Agencies		Total	
By Category	Offenses		Offenses		Offenses		Offenses		Offenses	
	Reported	Cleared	Reported	Cleared	Reported	Cleared	Reported	Cleared	Reported	Cleared
Animal Cruelty	0	0	0	0	0	0	0	0	0	0
Arson	1	1	0	0	0	0	0	0	1	1
Assault Offenses	8	8	26	24	0	0	0	0	34	32
Bribery	0	0	0	0	0	0	0	0	0	0
Burglary/Breaking and Entering	0	0	14	12	0	0	0	0	14	12
Counterfeiting/Forgery	0	0	19	0	0	0	0	0	19	0
Destruction/Damage/Vandalism Of Property	3	3	15	13	0	0	0	0	18	16
Drug/Narcotic Offenses	46	32	94	91	0	0	0	0	140	123
Extortion/Blackmail	0	0	0	0	0	0	0	0	0	0
Fraud Offenses	2	1	1	1	0	0	1	0	4	2
Gambling Offenses	0	0	0	0	0	0	0	0	0	0
Homicide Offenses	0	0	0	0	0	0	0	0	0	0
Human Trafficking	0	0	0	0	0	0	0	0	0	0
Kidnapping/Abduction	0	0	0	0	0	0	0	0	0	0
Larceny/Theft Offenses	1	0	18	16	0	0	0	0	19	16
Motor Vehicle Theft	0	0	8	5	0	0	0	0	8	5
Pornography/Obscene Material	0	0	0	0	0	0	0	0	0	0
Prostitution Offenses	0	0	0	0	0	0	0	0	0	0
Robbery	1	1	0	0	0	0	0	0	1	1
Sex Offenses, Forcible	6	2	1	1	0	0	0	0	7	3
Sex Offenses, Nonforcible	3	1	0	0	0	0	0	0	3	1
Stolen Property Offenses (Receiving, etc.)	1	1	11	8	0	0	0	0	12	9
Weapon Law Violations	3	3	7	5	0	0	0	0	10	8
Total	75	53	214	176	0	0	1	0	290	229

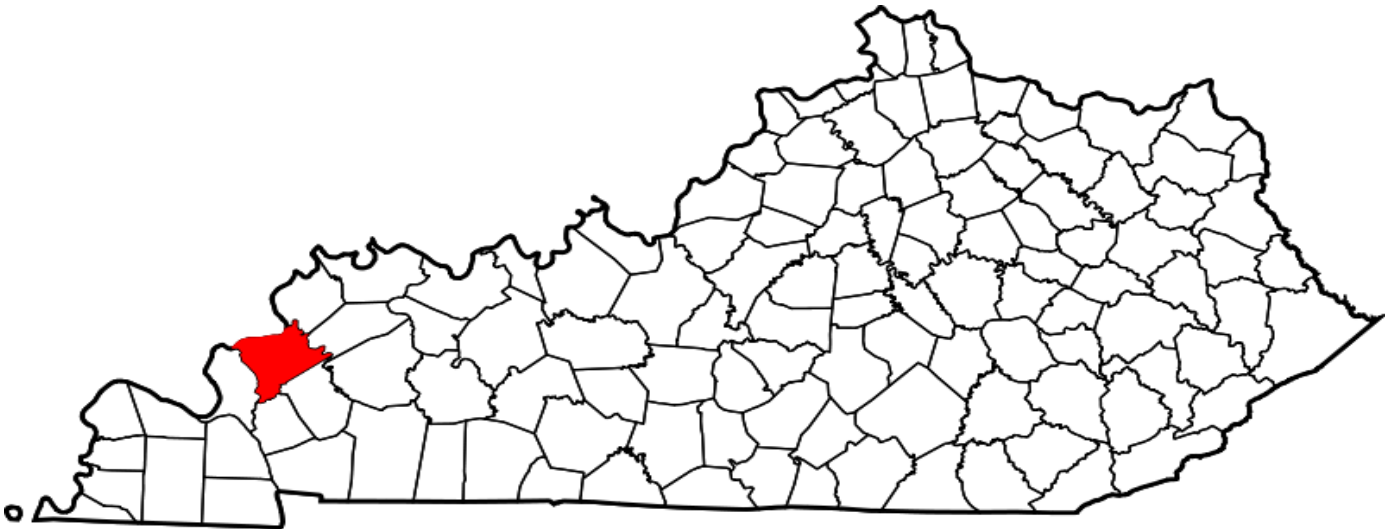
Crittenden County

**A CRIME IS COMMITTED IN CRITTENDEN COUNTY
APPROXIMATELY EVERY 22 HOURS**

FULL TIME SWORN LAW ENFORCEMENT EMPLOYEES

Agency	Male	Female	Total
STATE POLICE	945	30	975
CRITTENDEN COUNTY SHERIFF'S OFFICE	0	4	4
MARION POLICE DEPARTMENT	6	0	6

****Kentucky State Police Troopers may be assigned to multiple counties per post.**



County Seat: Marion
Population: 9,084
Registered Sex Offenders: 20

**CRITTENDEN
COUNTY**

Group A Offenses	State Police		Sheriff		Marion Police		All Other Agencies		Total	
By Category	Offenses		Offenses		Offenses		Offenses		Offenses	
	Reported	Cleared	Reported	Cleared	Reported	Cleared	Reported	Cleared	Reported	Cleared
Animal Cruelty	0	0	0	0	1	1	0	0	1	1
Arson	0	0	1	0	0	0	0	0	1	0
Assault Offenses	7	6	8	5	49	41	0	0	64	52
Bribery	0	0	0	0	0	0	0	0	0	0
Burglary/Breaking and Entering	4	1	7	1	29	5	0	0	40	7
Counterfeiting/Forgery	5	5	0	0	14	9	0	0	19	14
Destruction/Damage/Vandalism Of Property	1	0	1	0	30	10	0	0	32	10
Drug/Narcotic Offenses	18	13	14	11	103	96	3	2	138	122
Extortion/Blackmail	0	0	0	0	0	0	0	0	0	0
Fraud Offenses	1	0	1	0	4	2	0	0	6	2
Gambling Offenses	0	0	0	0	0	0	0	0	0	0
Homicide Offenses	0	0	0	0	0	0	0	0	0	0
Human Trafficking	0	0	0	0	0	0	0	0	0	0
Kidnapping/Abduction	1	1	0	0	0	0	0	0	1	1
Larceny/Theft Offenses	1	1	10	0	43	16	0	0	54	17
Motor Vehicle Theft	3	1	2	0	4	1	0	0	9	2
Pornography/Obscene Material	0	0	0	0	8	0	0	0	8	0
Prostitution Offenses	0	0	0	0	0	0	0	0	0	0
Robbery	0	0	0	0	1	0	0	0	1	0
Sex Offenses, Forcible	5	3	0	0	4	2	0	0	9	5
Sex Offenses, Nonforcible	1	1	0	0	0	0	0	0	1	1
Stolen Property Offenses (Receiving, etc.)	0	0	2	1	1	1	0	0	3	2
Weapon Law Violations	1	1	2	0	3	3	0	0	6	4
Total	48	33	48	18	294	187	3	2	393	240

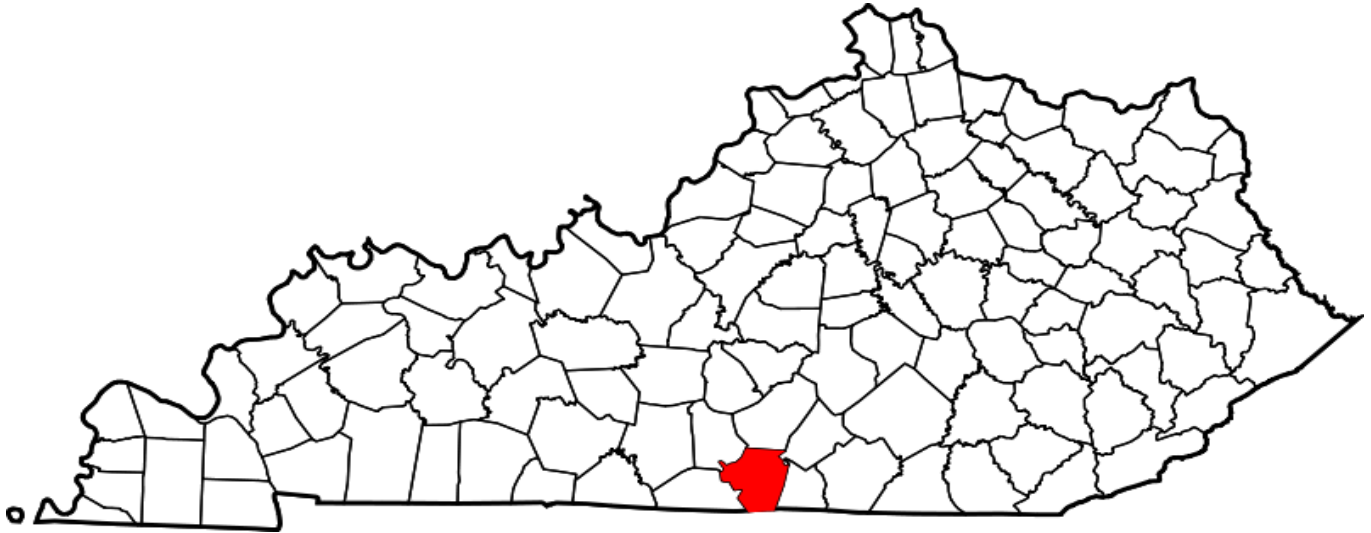
Cumberland County

**A CRIME IS COMMITTED IN CUMBERLAND COUNTY
APPROXIMATELY EVERY 4 DAYS**

FULL TIME SWORN LAW ENFORCEMENT EMPLOYEES

Agency	Male	Female	Total
STATE POLICE	945	30	975
CUMBERLAND COUNTY SHERIFF'S OFFICE	4	0	4
BURKESVILLE POLICE DEPARTMENT	6	0	6

****Kentucky State Police Troopers may be assigned to multiple counties per post.**



County Seat: Burkesville
Population: 6,706
Registered Sex Offenders: 10

CUMBERLAND COUNTY

Group A Offenses	State Police		Sheriff		Burkesville		All Other Agencies		Total	
By Category	Offenses		Offenses		Offenses		Offenses		Offenses	
	Reported	Cleared	Reported	Cleared	Reported	Cleared	Reported	Cleared	Reported	Cleared
Animal Cruelty	0	0	0	0	0	0	0	0	0	0
Arson	2	1	0	0	0	0	0	0	2	1
Assault Offenses	2	2	4	1	0	0	0	0	6	3
Bribery	0	0	0	0	0	0	0	0	0	0
Burglary/Breaking and Entering	0	0	0	0	0	0	0	0	0	0
Counterfeiting/Forgery	2	1	0	0	0	0	0	0	2	1
Destruction/Damage/Vandalism Of Property	0	0	1	0	0	0	0	0	1	0
Drug/Narcotic Offenses	10	8	33	29	3	3	0	0	46	40
Extortion/Blackmail	0	0	0	0	0	0	0	0	0	0
Fraud Offenses	1	0	0	0	1	1	0	0	2	1
Gambling Offenses	0	0	0	0	0	0	0	0	0	0
Homicide Offenses	1	0	0	0	0	0	0	0	1	0
Human Trafficking	0	0	0	0	0	0	0	0	0	0
Kidnapping/Abduction	0	0	0	0	0	0	0	0	0	0
Larceny/Theft Offenses	1	0	6	2	2	1	0	0	9	3
Motor Vehicle Theft	0	0	1	0	0	0	0	0	1	0
Pornography/Obscene Material	0	0	0	0	0	0	0	0	0	0
Prostitution Offenses	0	0	0	0	0	0	0	0	0	0
Robbery	0	0	0	0	0	0	0	0	0	0
Sex Offenses, Forcible	10	8	0	0	0	0	0	0	10	8
Sex Offenses, Nonforcible	0	0	0	0	0	0	0	0	0	0
Stolen Property Offenses (Receiving, etc.)	1	1	0	0	1	1	0	0	2	2
Weapon Law Violations	0	0	1	1	0	0	0	0	1	1
Total	30	21	46	33	7	6	0	0	83	60

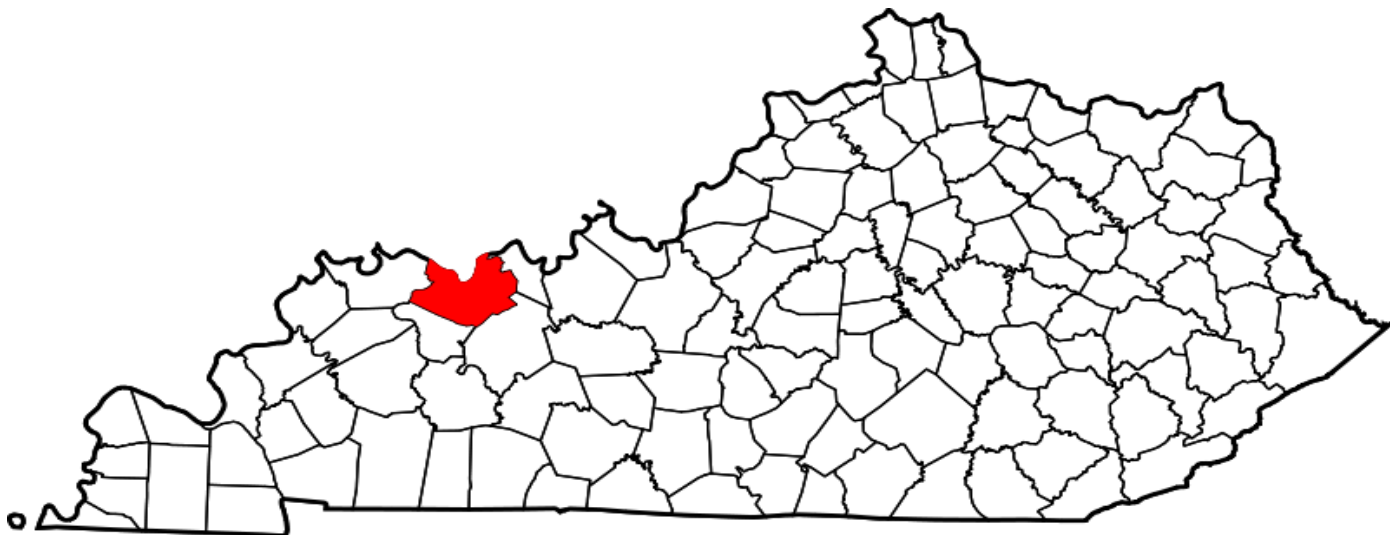
Daviess County

**A CRIME IS COMMITTED IN DAVIESS COUNTY
APPROXIMATELY EVERY 60 MINUTES**

FULL TIME SWORN LAW ENFORCEMENT EMPLOYEES

Agency	Male	Female	Total
STATE POLICE	945	30	975
DAVIESS COUNTY SHERIFF'S OFFICE	35	2	37
OWENSBORO POLICE DEPARTMENT	86	4	90

****Kentucky State Police Troopers may be assigned to multiple counties per post.**



County Seat: Owensboro
Population: 100,374
Registered Sex Offenders: 272

DAVIESS COUNTY

Group A Offenses	State Police		Sheriff		Owensboro		All Other Agencies		Total	
By Category	Offenses		Offenses		Offenses		Offenses		Offenses	
	Reported	Cleared	Reported	Cleared	Reported	Cleared	Reported	Cleared	Reported	Cleared
Animal Cruelty	0	0	0	0	1	1	0	0	1	1
Arson	0	0	2	0	10	4	0	0	12	4
Assault Offenses	86	82	139	113	1129	675	1	1	1355	871
Bribery	0	0	0	0	0	0	0	0	0	0
Burglary/Breaking and Entering	21	5	114	30	440	171	0	0	575	206
Counterfeiting/Forgery	7	4	38	22	161	115	4	0	210	141
Destruction/Damage/Vandalism Of Property	17	7	111	26	727	171	0	0	855	204
Drug/Narcotic Offenses	219	207	395	371	1627	1601	2	0	2243	2179
Extortion/Blackmail	0	0	0	0	0	0	0	0	0	0
Fraud Offenses	6	2	30	7	136	109	1	0	173	118
Gambling Offenses	0	0	0	0	0	0	0	0	0	0
Homicide Offenses	0	0	3	3	9	8	0	0	12	11
Human Trafficking	0	0	0	0	1	1	0	0	1	1
Kidnapping/Abduction	0	0	2	2	12	11	0	0	14	13
Larceny/Theft Offenses	50	15	343	102	2248	922	1	0	2642	1039
Motor Vehicle Theft	5	1	46	17	279	142	0	0	330	160
Pornography/Obscene Material	33	1	0	0	7	6	0	0	40	7
Prostitution Offenses	0	0	0	0	0	0	0	0	0	0
Robbery	0	0	0	0	58	38	0	0	58	38
Sex Offenses, Forcible	11	9	30	24	137	117	0	0	178	150
Sex Offenses, Nonforcible	28	26	0	0	7	6	0	0	35	32
Stolen Property Offenses (Receiving, etc.)	6	6	10	9	43	37	0	0	59	52
Weapon Law Violations	6	5	22	21	59	56	0	0	87	82
Total	495	370	1285	747	7091	4191	9	1	8880	5309

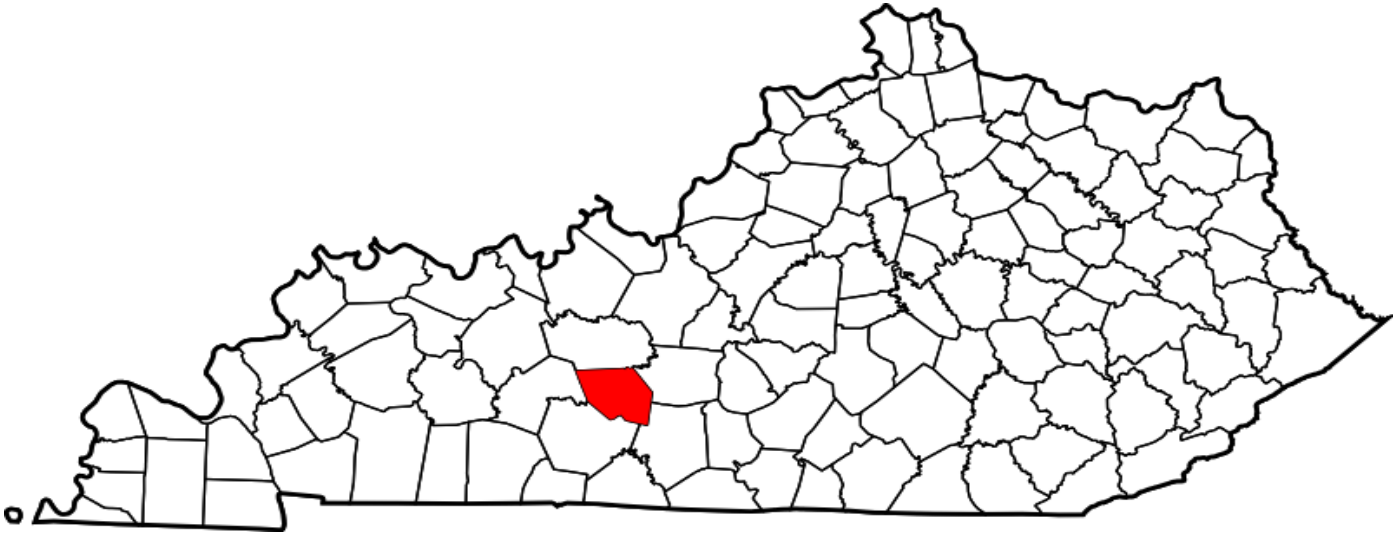
Edmonson County

**A CRIME IS COMMITTED IN EDMONSON COUNTY
APPROXIMATELY EVERY 24 HOURS**

FULL TIME SWORN LAW ENFORCEMENT EMPLOYEES

Agency	Male	Female	Total
STATE POLICE	945	30	975
EDMONSON COUNTY SHERIFF'S OFFICE	5	0	5
BROWNSVILLE POLICE DEPARTMENT	3	0	3

****Kentucky State Police Troopers may be assigned to multiple counties per post.**



County Seat: Brownsville
Population: 12,226
Registered Sex Offenders: 18

EDMONSON COUNTY

Group A Offenses	State Police		Sheriff		Brownsville		All Other Agencies		Total	
By Category	Offenses		Offenses		Offenses		Offenses		Offenses	
	Reported	Cleared	Reported	Cleared	Reported	Cleared	Reported	Cleared	Reported	Cleared
Animal Cruelty	0	0	0	0	0	0	1	0	1	0
Arson	1	0	0	0	0	0	0	0	1	0
Assault Offenses	10	9	24	22	7	7	0	0	41	38
Bribery	0	0	0	0	0	0	0	0	0	0
Burglary/Breaking and Entering	11	1	15	8	2	1	0	0	28	10
Counterfeiting/Forgery	0	0	5	5	0	0	0	0	5	5
Destruction/Damage/Vandalism Of Property	0	0	9	4	1	0	0	0	10	4
Drug/Narcotic Offenses	10	8	95	88	6	1	0	0	111	97
Extortion/Blackmail	0	0	0	0	0	0	0	0	0	0
Fraud Offenses	1	0	7	7	0	0	0	0	8	7
Gambling Offenses	0	0	0	0	0	0	0	0	0	0
Homicide Offenses	0	0	0	0	0	0	0	0	0	0
Human Trafficking	0	0	0	0	0	0	0	0	0	0
Kidnapping/Abduction	0	0	0	0	0	0	0	0	0	0
Larceny/Theft Offenses	5	0	20	9	2	0	0	0	27	9
Motor Vehicle Theft	2	0	3	0	1	0	0	0	6	0
Pornography/Obscene Material	1	1	0	0	0	0	0	0	1	1
Prostitution Offenses	0	0	0	0	0	0	0	0	0	0
Robbery	0	0	0	0	0	0	0	0	0	0
Sex Offenses, Forcible	8	2	1	1	0	0	0	0	9	3
Sex Offenses, Nonforcible	0	0	1	1	0	0	0	0	1	1
Stolen Property Offenses (Receiving, etc.)	1	0	3	2	0	0	0	0	4	2
Weapon Law Violations	1	1	8	8	0	0	0	0	9	9
Total	51	22	191	155	19	9	1	0	262	186

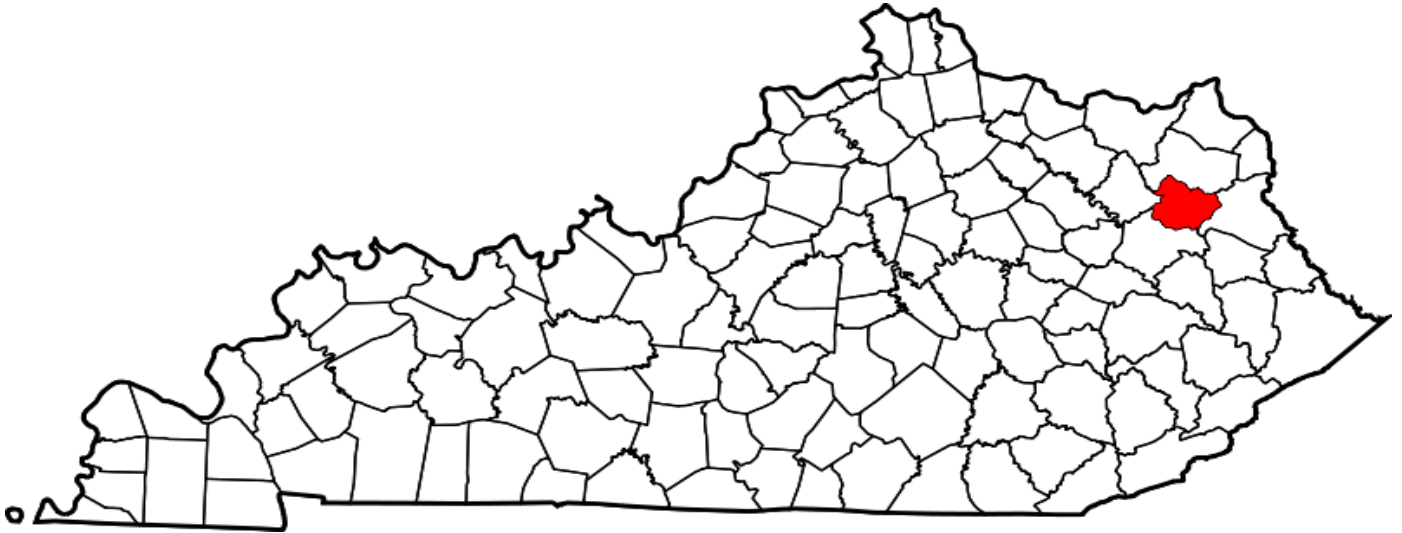
Elliott County

**A CRIME IS COMMITTED IN ELLIOTT COUNTY
APPROXIMATELY EVERY 2 DAYS**

FULL TIME SWORN LAW ENFORCEMENT EMPLOYEES

Agency	Male	Female	Total
STATE POLICE	945	30	975
ELLIOTT COUNTY SHERIFF'S OFFICE	1	0	1

****Kentucky State Police Troopers may be assigned to multiple counties per post.**



County Seat: Sandy Hook
Population: 7,523
Registered Sex Offenders: 48

**ELLIOTT
COUNTY**

Group A Offenses	State Police		Sheriff		All Other Agencies		-		Total	
By Category	Offenses		Offenses		Offenses		Offenses		Offenses	
	Reported	Cleared	Reported	Cleared	Reported	Cleared	Reported	Cleared	Reported	Cleared
Animal Cruelty	0	0	0	0	0	0			0	0
Arson	1	0	0	0	0	0			1	0
Assault Offenses	31	20	0	0	0	0			31	20
Bribery	0	0	0	0	0	0			0	0
Burglary/Breaking and Entering	20	1	0	0	0	0			20	1
Counterfeiting/Forgery	0	0	0	0	0	0			0	0
Destruction/Damage/Vandalism Of Property	9	2	0	0	0	0			9	2
Drug/Narcotic Offenses	53	22	0	0	0	0			53	22
Extortion/Blackmail	0	0	0	0	0	0			0	0
Fraud Offenses	1	1	0	0	0	0			1	1
Gambling Offenses	0	0	0	0	0	0			0	0
Homicide Offenses	0	0	0	0	0	0			0	0
Human Trafficking	0	0	0	0	0	0			0	0
Kidnapping/Abduction	2	2	0	0	0	0			2	2
Larceny/Theft Offenses	18	4	0	0	0	0			18	4
Motor Vehicle Theft	6	3	0	0	0	0			6	3
Pornography/Obscene Material	1	0	0	0	0	0			1	0
Prostitution Offenses	0	0	0	0	0	0			0	0
Robbery	1	1	0	0	0	0			1	1
Sex Offenses, Forcible	3	3	0	0	0	0			3	3
Sex Offenses, Nonforcible	0	0	0	0	0	0			0	0
Stolen Property Offenses (Receiving, etc.)	1	0	0	0	0	0			1	0
Weapon Law Violations	14	3	0	0	0	0			14	3
Total	161	62	0	0	0	0	0	0	161	62

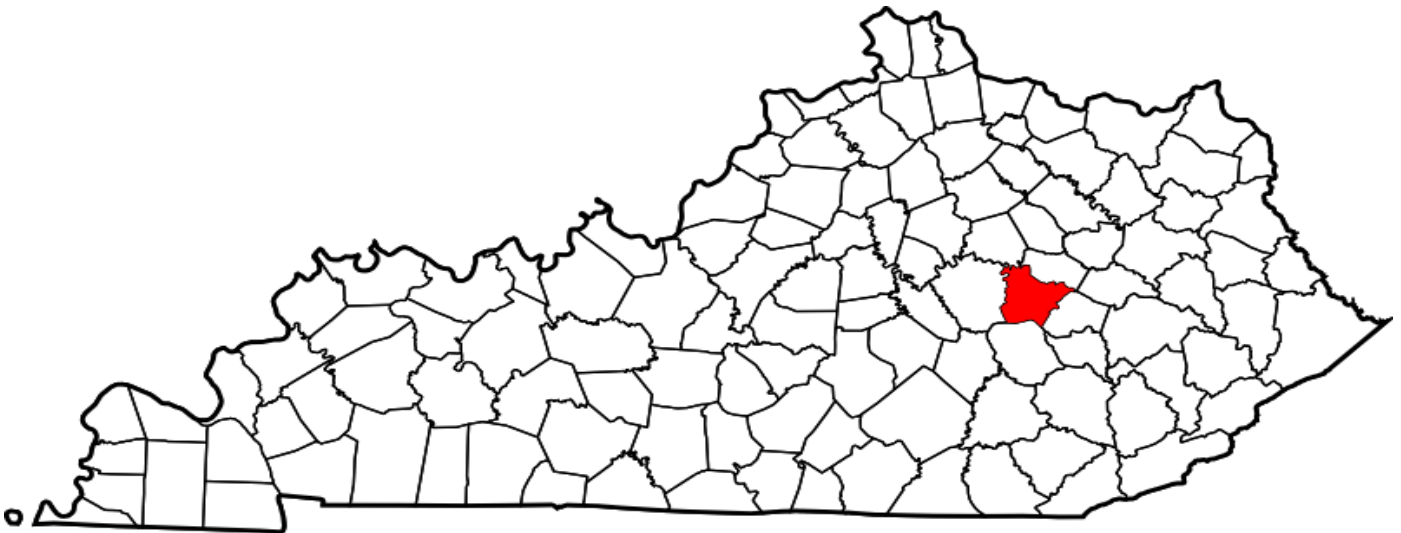
Estill County

**A CRIME IS COMMITTED IN ESTILL COUNTY
APPROXIMATELY EVERY 14 HOURS**

FULL TIME SWORN LAW ENFORCEMENT EMPLOYEES

Agency	Male	Female	Total
STATE POLICE	945	30	975
ESTILL COUNTY SHERIFF'S OFFICE	4	0	4
IRVINE POLICE DEPARTMENT	6	0	6
RAVENNA POLICE DEPARTMENT	2	0	2

****Kentucky State Police Troopers may be assigned to multiple counties per post.**



County Seat: Irvine
Population: 14,277
Registered Sex Offenders: 27

ESTILL COUNTY

Group A Offenses	State Police		Sheriff		Irvine		Ravenna		All Other Agencies		Total	
By Category	Offenses		Offenses		Offenses		Offenses		Offenses		Offenses	
	Reported	Cleared	Reported	Cleared	Reported	Cleared	Reported	Cleared	Reported	Cleared	Reported	Cleared
Animal Cruelty	0	0	0	0	0	0	0	0	0	0	0	0
Arson	4	0	0	0	1	0	0	0	0	0	5	0
Assault Offenses	65	54	0	0	39	37	5	0	0	0	109	91
Bribery	0	0	0	0	0	0	0	0	0	0	0	0
Burglary/Breaking and Entering	33	9	0	0	14	10	2	0	0	0	49	19
Counterfeiting/Forgery	5	1	0	0	0	0	0	0	0	0	5	1
Destruction/Damage/Vandalism Of Property	17	4	0	0	12	7	2	1	0	0	31	12
Drug/Narcotic Offenses	124	111	0	0	141	139	2	2	0	0	267	252
Extortion/Blackmail	0	0	0	0	0	0	0	0	0	0	0	0
Fraud Offenses	7	3	0	0	1	1	0	0	1	0	9	4
Gambling Offenses	0	0	0	0	0	0	0	0	0	0	0	0
Homicide Offenses	5	4	0	0	0	0	0	0	0	0	5	4
Human Trafficking	0	0	0	0	0	0	0	0	0	0	0	0
Kidnapping/Abduction	1	1	0	0	3	3	0	0	0	0	4	4
Larceny/Theft Offenses	44	19	0	0	13	9	4	1	0	0	61	29
Motor Vehicle Theft	10	3	0	0	4	2	1	0	0	0	15	5
Pornography/Obscene Material	2	0	0	0	0	0	0	0	0	0	2	0
Prostitution Offenses	0	0	0	0	0	0	0	0	0	0	0	0
Robbery	0	0	0	0	2	2	0	0	0	0	2	2
Sex Offenses, Forcible	4	1	0	0	0	0	1	0	0	0	5	1
Sex Offenses, Nonforcible	1	0	0	0	0	0	0	0	0	0	1	0
Stolen Property Offenses (Receiving, etc.)	3	1	0	0	3	3	0	0	0	0	6	4
Weapon Law Violations	7	7	0	0	10	10	0	0	0	0	17	17
Total	332	218	0	0	243	223	17	4	1	0	593	445

Fayette County

**A CRIME IS COMMITTED IN FAYETTE
COUNTY APPROXIMATELY EVERY 16 MINUTES**

FULL TIME SWORN LAW ENFORCEMENT EMPLOYEES

Agency	Male	Female	Total
STATE POLICE	945	30	975
FAYETTE COUNTY SHERIFF'S OFFICE	38	10	48
LEXINGTON POLICE DEPARTMENT	468	38	506
UK POLICE DEPARTMENT	48	7	55
FAYETTE CO. SCHOOLS	19	7	26
BLUEGRASS AIRPORT	20	0	20
KY HORSE PARK	7	2	9

**Kentucky State Police Troopers may be assigned to multiple counties per post.



County Seat: Lexington
Population: 321,959
Registered Sex Offenders: 449

FAYETTE COUNTY

Group A Offenses	State Police		Sheriff		Lexington PD		UK Police Dept.		Fayette Co. Schools	
By Category	Offenses		Offenses		Offenses		Offenses		Offenses	
	Reported	Cleared	Reported	Cleared	Reported	Cleared	Reported	Cleared	Reported	Cleared
Animal Cruelty	0	0	0	0	5	0	6	0	0	0
Arson	0	0	0	0	43	7	3	1	1	0
Assault Offenses	19	16	0	0	4377	2866	151	31	148	44
Bribery	0	0	0	0	3	3	0	0	0	0
Burglary/Breaking and Entering	0	0	0	0	2172	438	33	4	4	0
Counterfeiting/Forgery	9	8	0	0	769	529	8	4	0	0
Destruction/Damage/Vandalism Of Property	2	2	0	0	4233	1051	197	12	44	10
Drug/Narcotic Offenses	72	28	0	0	3667	3563	305	195	132	56
Extortion/Blackmail	0	0	0	0	7	2	1	0	0	0
Fraud Offenses	12	3	0	0	1402	595	27	1	0	0
Gambling Offenses	0	0	0	0	0	0	0	0	0	0
Homicide Offenses	1	1	0	0	32	23	0	0	0	0
Human Trafficking	2	0	0	0	11	5	0	0	0	0
Kidnapping/Abduction	0	0	0	0	132	92	3	1	0	0
Larceny/Theft Offenses	16	9	0	0	10585	3626	574	19	74	6
Motor Vehicle Theft	0	0	0	0	1410	430	22	2	1	1
Pornography/Obscene Material	25	25	0	0	100	93	2	1	5	0
Prostitution Offenses	0	0	0	0	86	85	0	0	0	0
Robbery	0	0	0	0	572	170	1	0	0	0
Sex Offenses, Forcible	9	2	0	0	554	284	12	5	5	3
Sex Offenses, Nonforcible	3	0	0	0	28	15	1	0	0	0
Stolen Property Offenses (Receiving, etc.)	17	3	0	0	551	426	9	8	3	1
Weapon Law Violations	4	3	0	0	344	335	8	8	9	4
Total	191	100	0	0	31083	14638	1363	292	426	125

FAYETTE COUNTY

Group A Offenses	Bluegrass Airport		KY Horse Park		Transylvania		All Other Agencies		Total	
By Category	Offenses		Offenses		Offenses		Offenses		Offenses	
	Reported	Cleared	Reported	Cleared	Reported	Cleared	Reported	Cleared	Reported	Cleared
Animal Cruelty	0	0	0	0	0	0	0	0	11	0
Arson	0	0	0	0	0	0	0	0	47	8
Assault Offenses	1	0	2	1	1	0	1	0	4700	2958
Bribery	0	0	0	0	0	0	0	0	3	3
Burglary/Breaking and Entering	0	0	2	0	0	0	0	0	2211	442
Counterfeiting/Forgery	0	0	0	0	0	0	3	3	789	544
Destruction/Damage/Vandalism Of Property	2	1	2	0	3	0	0	0	4483	1076
Drug/Narcotic Offenses	1	1	1	1	8	6	3	3	4189	3853
Extortion/Blackmail	0	0	0	0	0	0	0	0	8	2
Fraud Offenses	1	0	0	0	0	0	3	1	1445	600
Gambling Offenses	0	0	0	0	0	0	0	0	0	0
Homicide Offenses	0	0	0	0	0	0	0	0	33	24
Human Trafficking	0	0	0	0	0	0	4	0	17	5
Kidnapping/Abduction	0	0	0	0	0	0	0	0	135	93
Larceny/Theft Offenses	5	0	40	1	18	1	1	1	11313	3663
Motor Vehicle Theft	3	2	0	0	0	0	0	0	1436	435
Pornography/Obscene Material	0	0	0	0	0	0	0	0	132	119
Prostitution Offenses	0	0	0	0	0	0	1	0	87	85
Robbery	0	0	0	0	0	0	0	0	573	170
Sex Offenses, Forcible	0	0	0	0	0	0	0	0	580	294
Sex Offenses, Nonforcible	0	0	0	0	0	0	0	0	32	15
Stolen Property Offenses (Receiving, etc.)	1	0	0	0	0	0	0	0	581	438
Weapon Law Violations	1	1	0	0	0	0	0	0	366	351
Total	15	5	47	3	30	7	16	8	33171	15178

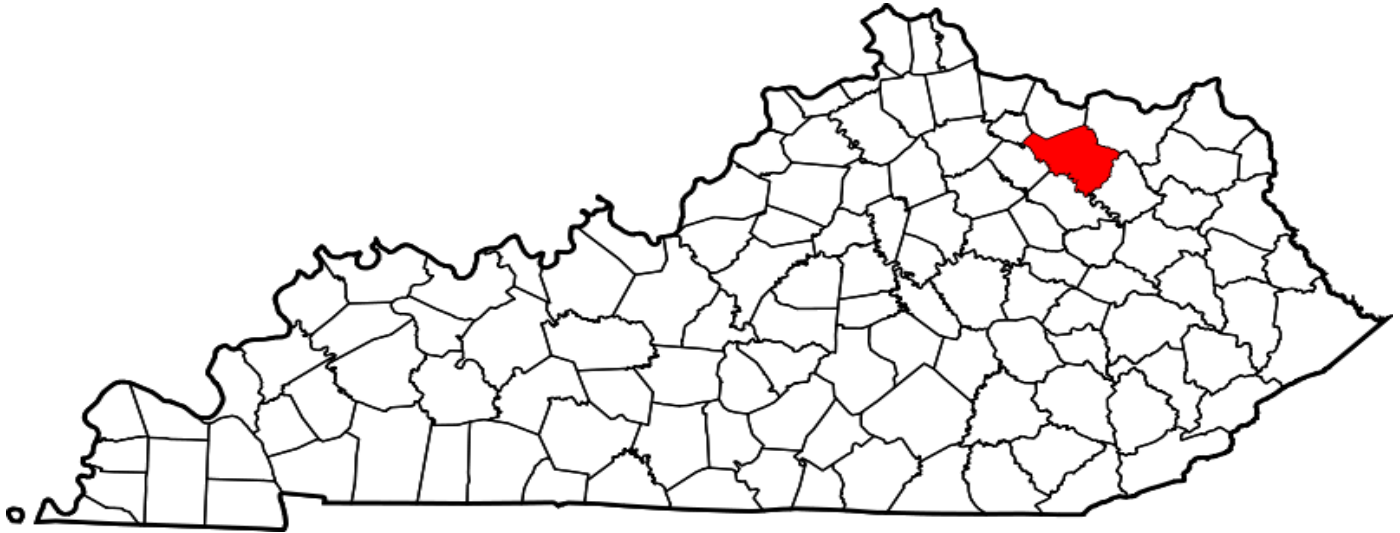
Fleming County

**A CRIME IS COMMITTED IN FLEMING COUNTY
APPROXIMATELY EVERY 20 HOURS**

FULL TIME SWORN LAW ENFORCEMENT EMPLOYEES

Agency	Male	Female	Total
STATE POLICE	945	30	975
FLEMING COUNTY SHERIFF'S OFFICE	5	1	6
FLEMINGSBURG POLICE DEPARTMENT	7	0	7

****Kentucky State Police Troopers may be assigned to multiple counties per post.**



County Seat: Flemingsburg
Population: 14,446
Registered Sex Offenders: 26

FLEMING COUNTY

Group A Offenses	State Police		Sheriff		Flemingsburg		All Other Agencies		Total	
By Category	Offenses		Offenses		Offenses		Offenses		Offenses	
	Reported	Cleared	Reported	Cleared	Reported	Cleared	Reported	Cleared	Reported	Cleared
Animal Cruelty	0	0	0	0	0	0	0	0	0	0
Arson	1	0	0	0	0	0	0	0	1	0
Assault Offenses	7	5	52	31	28	22	0	0	87	58
Bribery	0	0	0	0	0	0	0	0	0	0
Burglary/Breaking and Entering	16	8	13	6	10	3	0	0	39	17
Counterfeiting/Forgery	1	0	0	0	1	0	0	0	2	0
Destruction/Damage/Vandalism Of Property	2	1	8	3	28	23	0	0	38	27
Drug/Narcotic Offenses	13	9	83	61	76	54	0	0	172	124
Extortion/Blackmail	0	0	0	0	0	0	0	0	0	0
Fraud Offenses	4	3	1	1	0	0	0	0	5	4
Gambling Offenses	0	0	0	0	0	0	0	0	0	0
Homicide Offenses	0	0	0	0	1	0	0	0	1	0
Human Trafficking	0	0	0	0	0	0	0	0	0	0
Kidnapping/Abduction	0	0	2	2	0	0	0	0	2	2
Larceny/Theft Offenses	9	2	9	4	41	19	0	0	59	25
Motor Vehicle Theft	5	3	4	2	2	1	0	0	11	6
Pornography/Obscene Material	0	0	0	0	0	0	0	0	0	0
Prostitution Offenses	0	0	0	0	0	0	0	0	0	0
Robbery	0	0	0	0	0	0	0	0	0	0
Sex Offenses, Forcible	6	3	0	0	3	3	0	0	9	6
Sex Offenses, Nonforcible	0	0	2	0	0	0	0	0	2	0
Stolen Property Offenses (Receiving, etc.)	0	0	2	0	2	2	0	0	4	2
Weapon Law Violations	1	1	6	6	0	0	0	0	7	7
Total	65	35	182	116	192	127	0	0	439	278

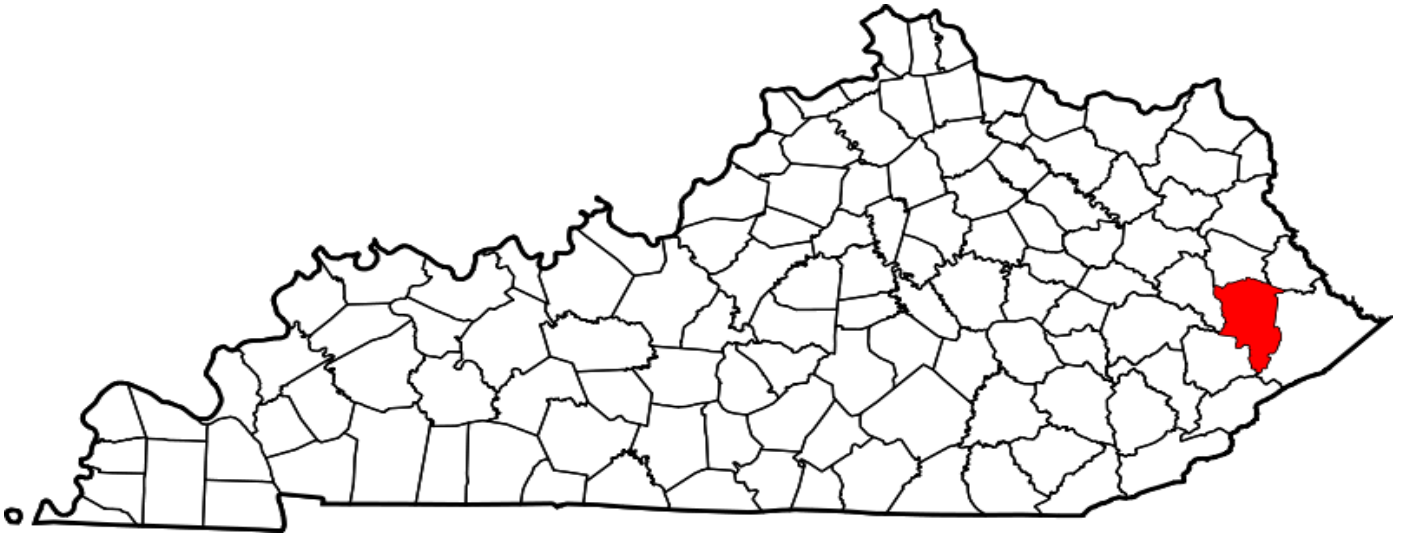
Floyd County

**A CRIME IS COMMITTED IN FLOYD COUNTY
APPROXIMATELY EVERY 7 HOURS**

FULL TIME SWORN LAW ENFORCEMENT EMPLOYEES

Agency	Male	Female	Total
STATE POLICE	945	30	975
FLOYD COUNTY SHERIFF'S OFFICE	14	2	16
MARTIN POLICE DEPARTMENT	3	0	3
PRESTONSBURG POLICE DEPARTMENT	13	0	13
WAYLAND POLICE DEPARTMENT	1	0	1
WHEELWRIGHT POLICE DEPARTMENT	1	0	1

****Kentucky State Police Troopers may be assigned to multiple counties per post.**



County Seat: Prestonsburg
Population: 36,271
Registered Sex Offenders: 57

FLOYD COUNTY

Group A Offenses	State Police		Sheriff		Martin		Prestonsburg		Wayland	
By Category	Offenses		Offenses		Offenses		Offenses		Offenses	
	Reported	Cleared	Reported	Cleared	Reported	Cleared	Reported	Cleared	Reported	Cleared
Animal Cruelty	0	0	0	0	0	0	0	0	0	0
Arson	4	1	0	0	0	0	0	0	0	0
Assault Offenses	151	115	19	8	2	2	17	9	30	0
Bribery	0	0	0	0	0	0	0	0	0	0
Burglary/Breaking and Entering	57	12	18	2	3	1	18	3	0	0
Counterfeiting/Forgery	7	2	6	0	0	0	0	0	0	0
Destruction/Damage/Vandalism Of Property	12	10	5	2	2	1	6	2	0	0
Drug/Narcotic Offenses	241	118	178	103	5	5	115	24	0	0
Extortion/Blackmail	0	0	0	0	0	0	0	0	0	0
Fraud Offenses	86	3	14	0	1	1	5	0	0	0
Gambling Offenses	0	0	0	0	0	0	0	0	0	0
Homicide Offenses	0	0	0	0	0	0	0	0	0	0
Human Trafficking	0	0	0	0	0	0	0	0	0	0
Kidnapping/Abduction	3	2	0	0	0	0	0	0	0	0
Larceny/Theft Offenses	35	4	36	1	3	2	24	1	0	0
Motor Vehicle Theft	29	3	13	1	1	0	8	1	0	0
Pornography/Obscene Material	3	2	0	0	0	0	0	0	0	0
Prostitution Offenses	0	0	0	0	0	0	0	0	0	0
Robbery	1	1	0	0	0	0	1	0	0	0
Sex Offenses, Forcible	20	5	1	0	0	0	1	0	0	0
Sex Offenses, Nonforcible	2	2	0	0	0	0	1	0	0	0
Stolen Property Offenses (Receiving, etc.)	11	9	4	0	0	0	4	1	0	0
Weapon Law Violations	25	23	8	4	1	1	1	0	0	0
Total	687	312	302	121	18	13	201	41	30	0

FLOYD COUNTY

Group A Offenses	Wheelwright		All Other Agencies		-		-		Total	
By Category	Offenses		Offenses		Offenses		Offenses		Offenses	
	Reported	Cleared	Reported	Cleared	Reported	Cleared	Reported	Cleared	Reported	Cleared
Animal Cruelty	0	0	0	0					0	0
Arson	0	0	0	0					4	1
Assault Offenses	0	0	1	1					220	135
Bribery	0	0	0	0					0	0
Burglary/Breaking and Entering	0	0	0	0					96	18
Counterfeiting/Forgery	0	0	0	0					13	2
Destruction/Damage/Vandalism Of Property	0	0	0	0					25	15
Drug/Narcotic Offenses	0	0	19	11					558	261
Extortion/Blackmail	0	0	0	0					0	0
Fraud Offenses	0	0	2	1					108	5
Gambling Offenses	0	0	0	0					0	0
Homicide Offenses	0	0	0	0					0	0
Human Trafficking	0	0	0	0					0	0
Kidnapping/Abduction	0	0	0	0					3	2
Larceny/Theft Offenses	1	0	0	0					99	8
Motor Vehicle Theft	0	0	0	0					51	5
Pornography/Obscene Material	0	0	2	2					5	4
Prostitution Offenses	0	0	0	0					0	0
Robbery	0	0	0	0					2	1
Sex Offenses, Forcible	0	0	0	0					22	5
Sex Offenses, Nonforcible	0	0	0	0					3	2
Stolen Property Offenses (Receiving, etc.)	0	0	0	0					19	10
Weapon Law Violations	0	0	2	2					37	30
Total	1	0	26	17	0	0	0	0	1265	504

Franklin County

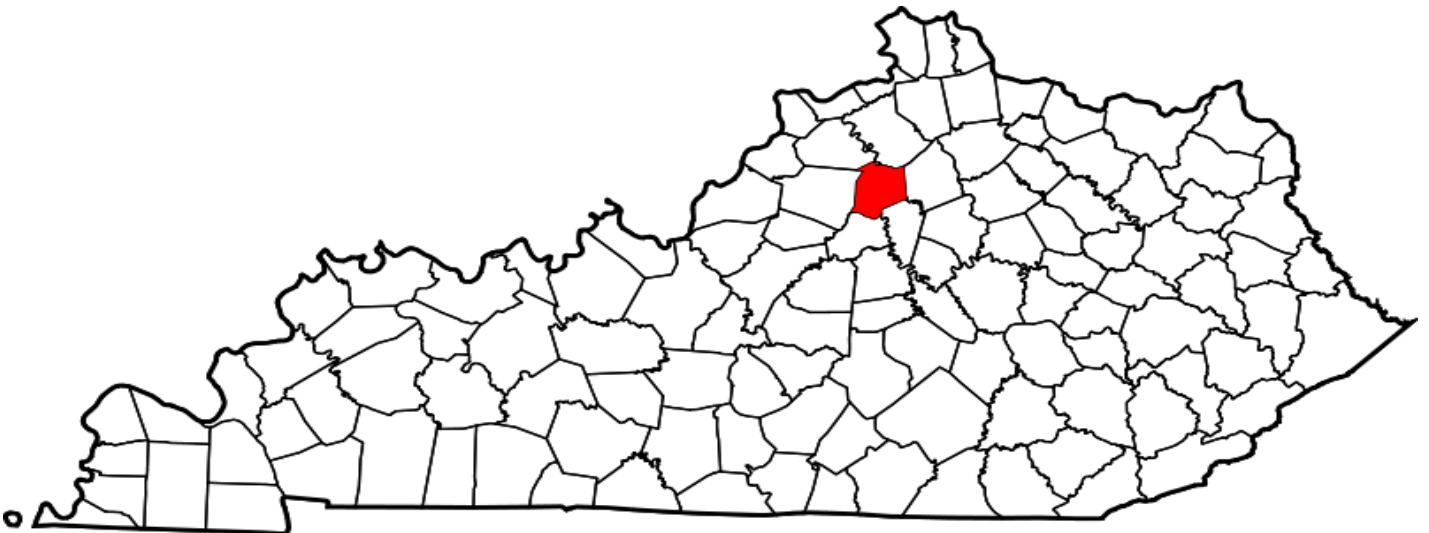
**A CRIME IS COMMITTED IN FRANKLIN COUNTY
APPROXIMATELY EVERY 2 HOURS**

FULL TIME SWORN LAW ENFORCEMENT EMPLOYEES

Agency	Male	Female	Total
STATE POLICE	945	30	975
FRANKLIN COUNTY SHERIFF'S DEPARTMENT	25	1	26
OFFICE OF THE ATTORNEY GENERAL	37	4	41
FRANKFORT POLICE DEPARTMENT	51	5	56
FISH & WILDLIFE	117	1	118
DEPARTMENT OF INSURANCE FRAUD	6	1	7
ABC ENFORCEMENT FRANKFORT OFFICE	26	3	29
KENTUCKY STATE UNIVERSITY	7	0	7

**Kentucky State Police Troopers may be assigned to multiple counties per post.

**Department of Insurance Fraud performs duties across the state. Data shown here are specific to Franklin county only.



County Seat: Frankfort
Population: 50,485
Registered Sex Offenders: 95

FRANKLIN COUNTY

Group A Offenses	State Police		Sheriff		Frankfort PD		KSU Police Dept.		Office Attorney Gen.	
By Category	Offenses		Offenses		Offenses		Offenses		Offenses	
	Reported	Cleared	Reported	Cleared	Reported	Cleared	Reported	Cleared	Reported	Cleared
Animal Cruelty	0	0	4	1	7	2	0	0	0	0
Arson	6	2	0	0	4	1	0	0	0	0
Assault Offenses	21	14	166	73	726	300	3	0	0	0
Bribery	0	0	0	0	0	0	0	0	0	0
Burglary/Breaking and Entering	7	0	68	2	201	40	3	0	0	0
Counterfeiting/Forgery	48	0	35	0	130	40	0	0	0	0
Destruction/Damage/Vandalism Of Property	3	2	71	15	267	29	2	0	0	0
Drug/Narcotic Offenses	72	39	214	146	576	521	3	1	3	2
Extortion/Blackmail	0	0	0	0	0	0	0	0	0	0
Fraud Offenses	9	3	64	4	141	33	1	0	146	137
Gambling Offenses	0	0	0	0	0	0	0	0	0	0
Homicide Offenses	0	0	2	0	6	3	0	0	0	0
Human Trafficking	0	0	0	0	1	0	0	0	5	2
Kidnapping/Abduction	2	1	2	1	12	6	0	0	0	0
Larceny/Theft Offenses	41	6	202	5	788	174	5	0	0	0
Motor Vehicle Theft	6	0	32	1	96	17	2	0	0	0
Pornography/Obscene Material	9	8	0	0	7	1	0	0	10	10
Prostitution Offenses	0	0	0	0	2	0	0	0	7	3
Robbery	1	1	2	0	49	11	0	0	0	0
Sex Offenses, Forcible	9	3	22	6	24	4	2	0	0	0
Sex Offenses, Nonforcible	0	0	2	0	0	0	0	0	0	0
Stolen Property Offenses (Receiving, etc.)	22	3	25	8	36	26	1	0	0	0
Weapon Law Violations	1	1	18	13	25	22	0	0	0	0
Total	257	83	929	275	3098	1230	22	1	171	154

FRANKLIN COUNTY

Group A Offenses	Fish & Wildlife		Dept. Insurance		ABC Frankfort		All Other Agencies		Total	
By Category	Offenses		Offenses		Offenses		Offenses		Offenses	
	Reported	Cleared	Reported	Cleared	Reported	Cleared	Reported	Cleared	Reported	Cleared
Animal Cruelty	0	0	0	0	0	0	0	0	11	3
Arson	0	0	0	0	0	0	0	0	10	3
Assault Offenses	0	0	0	0	0	0	0	0	916	387
Bribery	0	0	0	0	0	0	0	0	0	0
Burglary/Breaking and Entering	0	0	0	0	0	0	0	0	279	42
Counterfeiting/Forgery	0	0	0	0	0	0	0	0	213	40
Destruction/Damage/Vandalism Of Property	0	0	0	0	0	0	0	0	343	46
Drug/Narcotic Offenses	0	0	0	0	0	0	0	0	868	709
Extortion/Blackmail	0	0	0	0	0	0	0	0	0	0
Fraud Offenses	0	0	1	0	0	0	0	0	362	177
Gambling Offenses	0	0	0	0	0	0	0	0	0	0
Homicide Offenses	0	0	0	0	0	0	0	0	8	3
Human Trafficking	0	0	0	0	0	0	0	0	6	2
Kidnapping/Abduction	0	0	0	0	0	0	0	0	16	8
Larceny/Theft Offenses	0	0	0	0	0	0	0	0	1036	185
Motor Vehicle Theft	0	0	0	0	0	0	0	0	136	18
Pornography/Obscene Material	0	0	0	0	0	0	0	0	26	19
Prostitution Offenses	0	0	0	0	0	0	0	0	9	3
Robbery	0	0	0	0	0	0	0	0	52	12
Sex Offenses, Forcible	0	0	0	0	0	0	0	0	57	13
Sex Offenses, Nonforcible	0	0	0	0	0	0	0	0	2	0
Stolen Property Offenses (Receiving, etc.)	0	0	0	0	0	0	1	0	85	37
Weapon Law Violations	0	0	0	0	0	0	0	0	44	36
Total	0	0	1	0	0	0	1	0	4479	1743

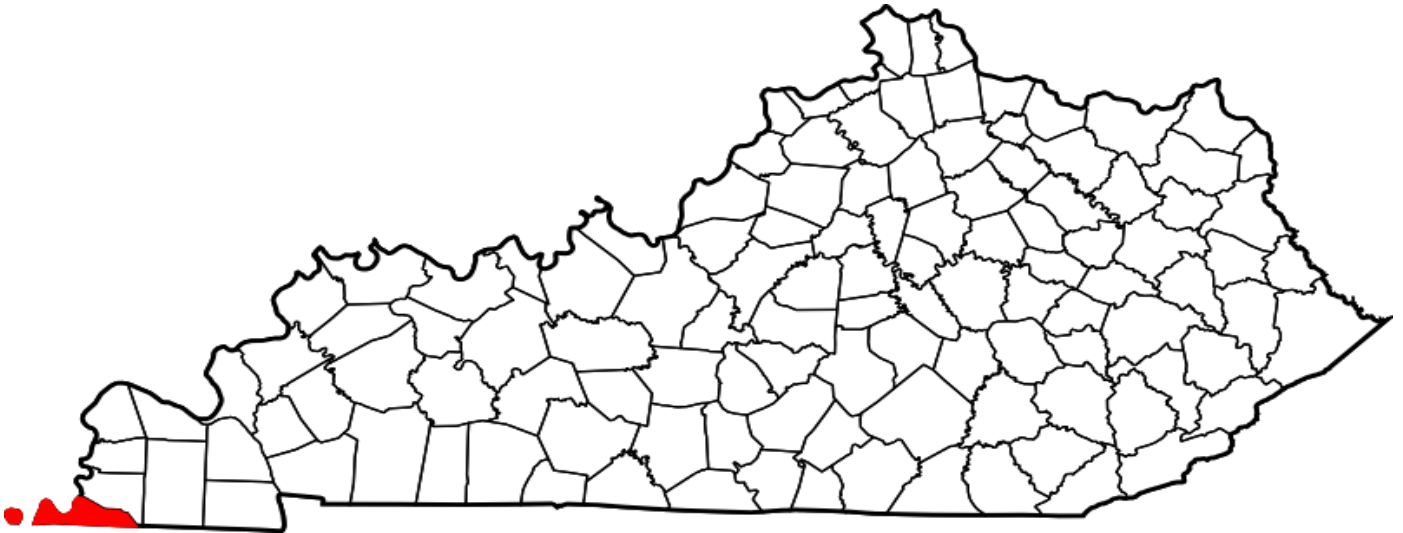
Fulton County

**A CRIME IS COMMITTED IN FULTON COUNTY
APPROXIMATELY EVERY 18 HOURS**

FULL TIME SWORN LAW ENFORCEMENT EMPLOYEES

Agency	Male	Female	Total
STATE POLICE	945	30	975
FULTON COUNTY SHERIFF'S OFFICE	4	0	4
FULTON POLICE DEPARTMENT	7	1	8

****Kentucky State Police Troopers may be assigned to multiple counties per post.**



County Seat: Hickman
Population: 6,192
Registered Sex Offenders: 33

FULTON COUNTY

Group A Offenses	State Police		Sheriff		Fulton		All Other Agencies		Total	
By Category	Offenses		Offenses		Offenses		Offenses		Offenses	
	Reported	Cleared	Reported	Cleared	Reported	Cleared	Reported	Cleared	Reported	Cleared
Animal Cruelty	0	0	0	0	0	0	0	0	0	0
Arson	0	0	0	0	0	0	0	0	0	0
Assault Offenses	19	16	4	1	48	24	0	0	71	41
Bribery	0	0	0	0	0	0	0	0	0	0
Burglary/Breaking and Entering	2	1	1	0	20	3	0	0	23	4
Counterfeiting/Forgery	0	0	0	0	85	7	0	0	85	7
Destruction/Damage/Vandalism Of Property	2	0	4	2	22	3	0	0	28	5
Drug/Narcotic Offenses	18	15	1	1	102	99	0	0	121	115
Extortion/Blackmail	1	0	0	0	0	0	0	0	1	0
Fraud Offenses	1	0	0	0	5	2	1	0	7	2
Gambling Offenses	0	0	0	0	0	0	0	0	0	0
Homicide Offenses	1	0	0	0	1	0	0	0	2	0
Human Trafficking	0	0	0	0	0	0	0	0	0	0
Kidnapping/Abduction	1	0	0	0	0	0	0	0	1	0
Larceny/Theft Offenses	8	3	7	0	88	36	0	0	103	39
Motor Vehicle Theft	1	0	0	0	3	1	0	0	4	1
Pornography/Obscene Material	0	0	0	0	2	1	0	0	2	1
Prostitution Offenses	0	0	0	0	0	0	0	0	0	0
Robbery	0	0	0	0	2	0	0	0	2	0
Sex Offenses, Forcible	2	0	1	0	2	1	0	0	5	1
Sex Offenses, Nonforcible	1	1	0	0	0	0	0	0	1	1
Stolen Property Offenses (Receiving, etc.)	0	0	0	0	6	4	0	0	6	4
Weapon Law Violations	5	5	0	0	8	7	0	0	13	12
Total	62	41	18	4	394	188	1	0	475	233

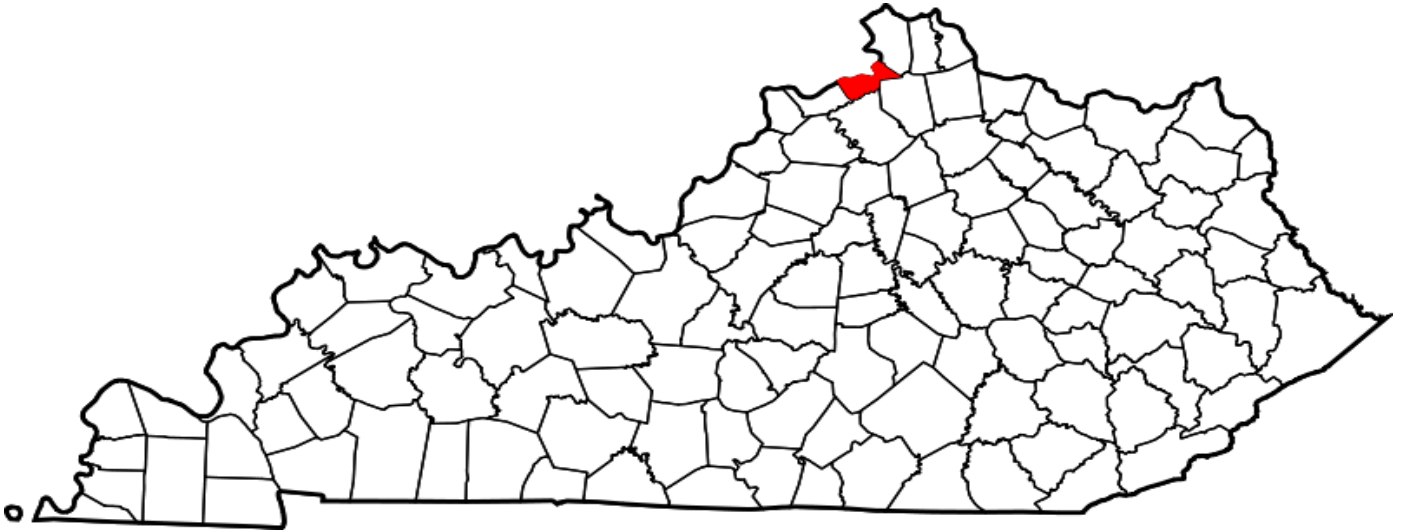
Gallatin County

**A CRIME IS COMMITTED IN GALLATIN COUNTY
APPROXIMATELY EVERY 1.6 DAYS**

FULL TIME SWORN LAW ENFORCEMENT EMPLOYEES

Agency	Male	Female	Total
STATE POLICE	945	30	975
GALLATIN COUNTY SHERIFF'S OFFICE	8	1	9
WARSAW POLICE DEPARTMENT	3	0	3

****Kentucky State Police Troopers may be assigned to multiple counties per post.**



County Seat: Warsaw
Population: 8,776
Registered Sex Offenders: 26

GALLATIN COUNTY

Group A Offenses	State Police		Sheriff		Warsaw		All Other Agencies		Total	
By Category	Offenses		Offenses		Offenses		Offenses		Offenses	
	Reported	Cleared	Reported	Cleared	Reported	Cleared	Reported	Cleared	Reported	Cleared
Animal Cruelty	0	0	0	0	0	0	0	0	0	0
Arson	0	0	0	0	0	0	0	0	0	0
Assault Offenses	15	14	2	0	14	6	0	0	31	20
Bribery	0	0	0	0	0	0	0	0	0	0
Burglary/Breaking and Entering	5	0	12	3	6	1	0	0	23	4
Counterfeiting/Forgery	0	0	0	0	0	0	0	0	0	0
Destruction/Damage/Vandalism Of Property	4	1	6	3	4	1	0	0	14	5
Drug/Narcotic Offenses	61	57	28	20	9	7	0	0	98	84
Extortion/Blackmail	0	0	0	0	0	0	0	0	0	0
Fraud Offenses	3	0	2	0	1	0	0	0	6	0
Gambling Offenses	0	0	0	0	0	0	0	0	0	0
Homicide Offenses	1	1	0	0	0	0	0	0	1	1
Human Trafficking	1	0	0	0	0	0	0	0	1	0
Kidnapping/Abduction	0	0	0	0	0	0	0	0	0	0
Larceny/Theft Offenses	6	1	19	0	6	2	0	0	31	3
Motor Vehicle Theft	4	1	5	0	1	0	0	0	10	1
Pornography/Obscene Material	0	0	0	0	0	0	0	0	0	0
Prostitution Offenses	0	0	0	0	0	0	0	0	0	0
Robbery	1	0	0	0	0	0	0	0	1	0
Sex Offenses, Forcible	8	3	0	0	0	0	0	0	8	3
Sex Offenses, Nonforcible	0	0	0	0	0	0	0	0	0	0
Stolen Property Offenses (Receiving, etc.)	3	1	0	0	0	0	0	0	3	1
Weapon Law Violations	1	1	1	0	0	0	0	0	2	1
Total	113	80	75	26	41	17	0	0	229	123

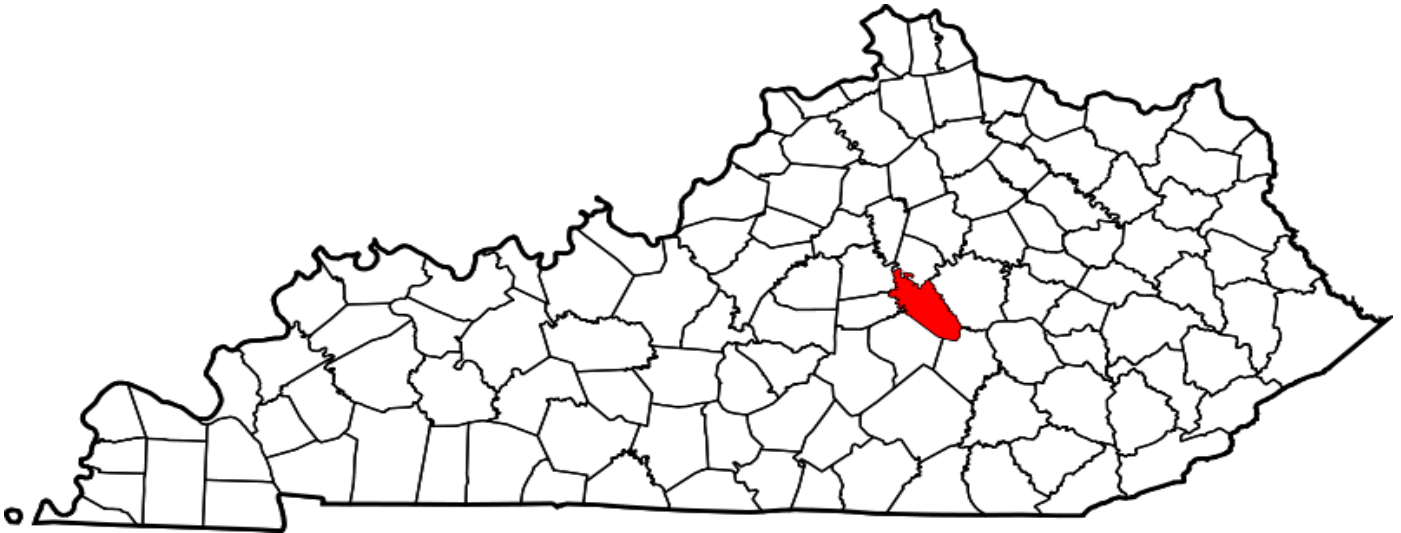
Garrard County

**A CRIME IS COMMITTED IN GARRARD COUNTY
APPROXIMATELY EVERY 12 HOURS**

FULL TIME SWORN LAW ENFORCEMENT EMPLOYEES

Agency	Male	Female	Total
STATE POLICE	945	30	975
GARRARD COUNTY SHERIFF'S OFFICE	9	0	9
GARRARD COUNTY POLICE DEPARTMENT	7	0	7
LANCASTER POLICE DEPARTMENT	9	1	10

****Kentucky State Police Troopers may be assigned to multiple counties per post.**



County Seat: Lancaster
Population: 17,523
Registered Sex Offenders: 51

GARRARD COUNTY

Group A Offenses	State Police		Sheriff		Garrard Co. Police		Lancaster		All Other Agencies		Total	
By Category	Offenses		Offenses		Offenses		Offenses		Offenses		Offenses	
	Reported	Cleared	Reported	Cleared	Reported	Cleared	Reported	Cleared	Reported	Cleared	Reported	Cleared
Animal Cruelty	0	0	0	0	0	0	0	0	0	0	0	0
Arson	2	1	0	0	0	0	0	0	0	0	2	1
Assault Offenses	26	25	0	0	13	6	51	42	0	0	90	73
Bribery	0	0	0	0	0	0	0	0	0	0	0	0
Burglary/Breaking and Entering	9	2	0	0	25	0	19	6	0	0	53	8
Counterfeiting/Forgery	17	15	0	0	2	0	31	6	0	0	50	21
Destruction/Damage/Vandalism Of Property	4	0	0	0	7	1	12	4	0	0	23	5
Drug/Narcotic Offenses	13	8	0	0	71	51	225	217	0	0	309	276
Extortion/Blackmail	0	0	0	0	0	0	0	0	0	0	0	0
Fraud Offenses	1	0	0	0	1	0	4	3	0	0	6	3
Gambling Offenses	0	0	0	0	0	0	0	0	0	0	0	0
Homicide Offenses	0	0	0	0	0	0	0	0	0	0	0	0
Human Trafficking	0	0	0	0	0	0	0	0	0	0	0	0
Kidnapping/Abduction	0	0	0	0	0	0	1	1	0	0	1	1
Larceny/Theft Offenses	6	0	0	0	51	7	40	8	0	0	97	15
Motor Vehicle Theft	3	1	0	0	6	2	4	0	0	0	13	3
Pornography/Obscene Material	38	38	0	0	1	1	0	0	0	0	39	39
Prostitution Offenses	0	0	0	0	0	0	0	0	0	0	0	0
Robbery	0	0	0	0	0	0	1	1	0	0	1	1
Sex Offenses, Forcible	12	7	0	0	1	1	2	0	0	0	15	8
Sex Offenses, Nonforcible	0	0	0	0	2	2	0	0	0	0	2	2
Stolen Property Offenses (Receiving, etc.)	3	2	0	0	9	5	6	6	0	0	18	13
Weapon Law Violations	2	2	0	0	5	3	7	7	0	0	14	12
Total	136	101	0	0	194	79	403	301	0	0	733	481

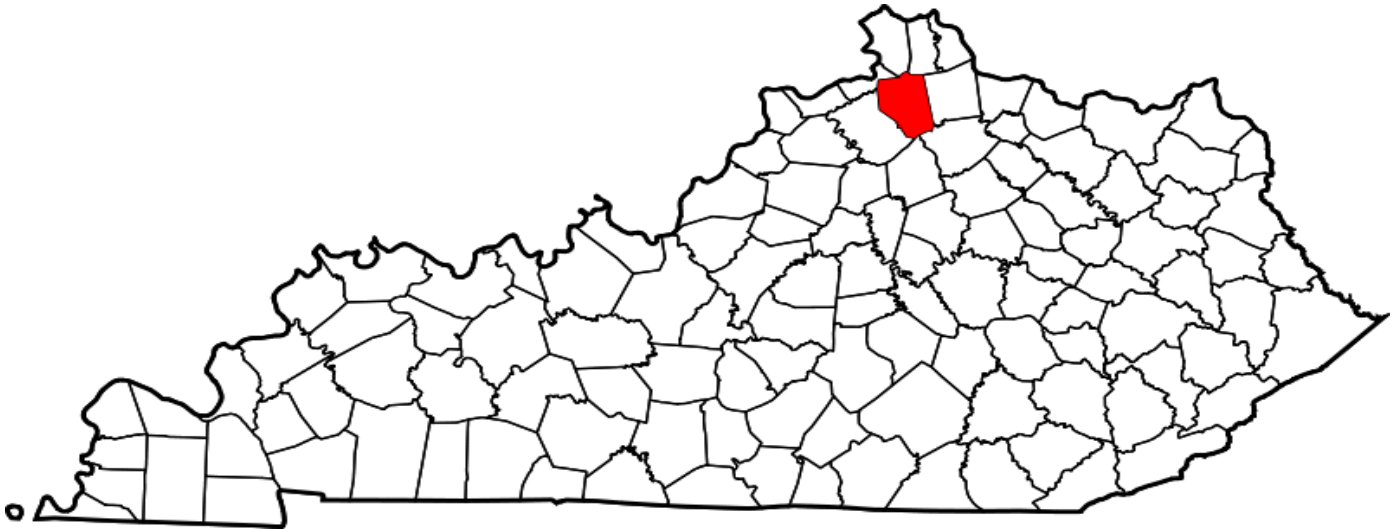
Grant County

**A CRIME IS COMMITTED IN GRANT COUNTY
APPROXIMATELY EVERY 7 HOURS**

FULL TIME SWORN LAW ENFORCEMENT EMPLOYEES

Agency	Male	Female	Total
STATE POLICE	945	30	975
GRANT COUNTY SHERIFF'S OFFICE	16	0	16
DRY RIDGE POLICE DEPARTMENT	5	0	5
WILLIAMSTOWN POLICE DEPARTMENT	6	0	6

**Kentucky State Police Troopers may be assigned to multiple counties per post.



County Seat: Williamstown
Population: 24,984
Registered Sex Offenders: 82

GRANT COUNTY

Group A Offenses	State Police		Sheriff		Dry Ridge PD		Williamstown		All Other Agencies		Total	
By Category	Offenses		Offenses		Offenses		Offenses		Offenses		Offenses	
	Reported	Cleared	Reported	Cleared	Reported	Cleared	Reported	Cleared	Reported	Cleared	Reported	Cleared
Animal Cruelty	0	0	0	0	0	0	0	0	0	0	0	0
Arson	1	1	0	0	0	0	0	0	0	0	1	1
Assault Offenses	88	61	61	47	7	3	28	15	0	0	184	126
Bribery	1	1	0	0	0	0	0	0	0	0	1	1
Burglary/Breaking and Entering	32	2	37	1	1	0	6	1	0	0	76	4
Counterfeiting/Forgery	5	2	21	1	1	0	3	0	0	0	30	3
Destruction/Damage/Vandalism Of Property	23	7	25	3	6	0	18	1	1	1	73	12
Drug/Narcotic Offenses	314	219	97	85	24	19	19	11	4	1	458	335
Extortion/Blackmail	1	0	0	0	0	0	0	0	0	0	1	0
Fraud Offenses	8	4	14	7	0	0	0	0	1	1	23	12
Gambling Offenses	0	0	0	0	0	0	0	0	0	0	0	0
Homicide Offenses	0	0	0	0	0	0	0	0	0	0	0	0
Human Trafficking	0	0	0	0	0	0	0	0	0	0	0	0
Kidnapping/Abduction	1	1	0	0	0	0	0	0	0	0	1	1
Larceny/Theft Offenses	68	30	88	12	58	18	36	3	0	0	250	63
Motor Vehicle Theft	8	3	18	0	4	0	6	2	0	0	36	5
Pornography/Obscene Material	1	0	21	17	0	0	0	0	0	0	22	17
Prostitution Offenses	0	0	0	0	0	0	0	0	0	0	0	0
Robbery	3	0	0	0	0	0	0	0	0	0	3	0
Sex Offenses, Forcible	35	6	7	5	1	0	1	1	0	0	44	12
Sex Offenses, Nonforcible	2	1	0	0	0	0	0	0	0	0	2	1
Stolen Property Offenses (Receiving, etc.)	16	7	11	8	1	1	2	2	0	0	30	18
Weapon Law Violations	13	13	6	6	1	1	0	0	0	0	20	20
Total	620	358	406	192	104	42	119	36	6	3	1255	631

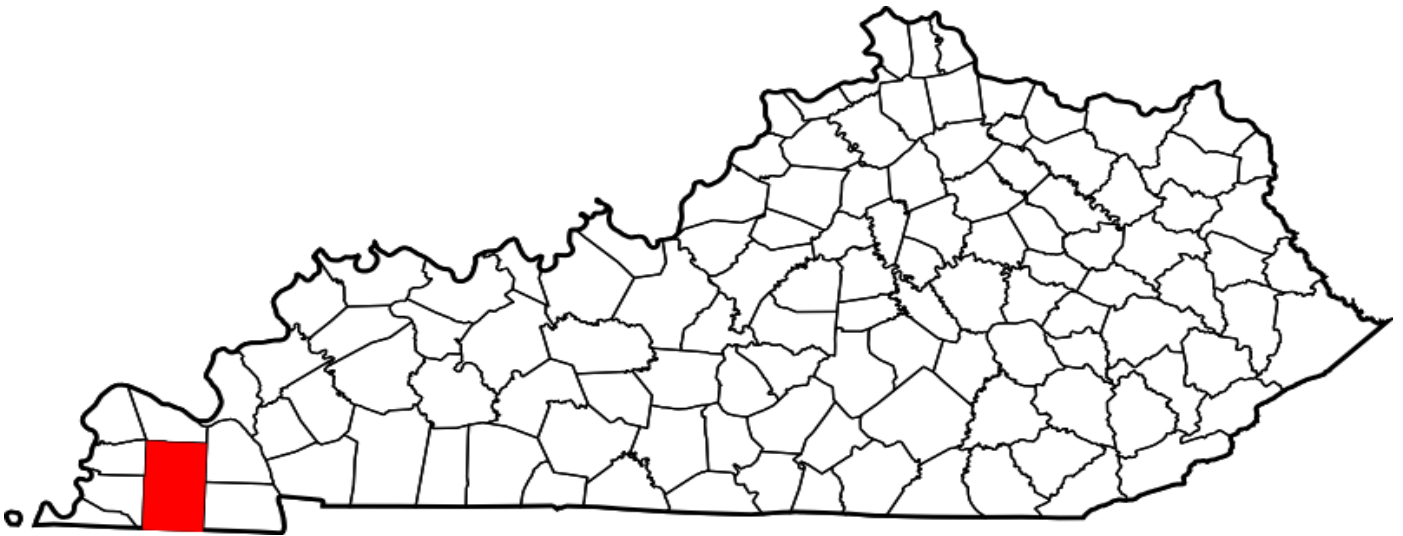
Graves County

**A CRIME IS COMMITTED IN GRAVES COUNTY
APPROXIMATELY EVERY 2 HOURS**

FULL TIME SWORN LAW ENFORCEMENT EMPLOYEES

Agency	Male	Female	Total
STATE POLICE	945	30	975
GRAVES COUNTY SHERIFF'S OFFICE	16	0	16
MAYFIELD POLICE DEPARTMENT	23	0	23

**Kentucky State Police Troopers may be assigned to multiple counties per post.



County Seat: Mayfield
Population: 37,121
Registered Sex Offenders: 97

GRAVES COUNTY

Group A Offenses	State Police		Sheriff		Mayfield		All Other Agencies		Total	
By Category	Offenses		Offenses		Offenses		Offenses		Offenses	
	Reported	Cleared	Reported	Cleared	Reported	Cleared	Reported	Cleared	Reported	Cleared
Animal Cruelty	1	0	15	12	5	0	0	0	21	12
Arson	0	0	1	0	1	0	0	0	2	0
Assault Offenses	97	81	221	146	234	126	0	0	552	353
Bribery	3	3	0	0	0	0	0	0	3	3
Burglary/Breaking and Entering	28	4	100	20	136	35	0	0	264	59
Counterfeiting/Forgery	12	5	25	15	30	8	0	0	67	28
Destruction/Damage/Vandalism Of Property	19	9	93	19	132	26	0	0	244	54
Drug/Narcotic Offenses	194	148	471	415	169	155	0	0	834	718
Extortion/Blackmail	0	0	0	0	1	0	1	0	2	0
Fraud Offenses	18	9	52	19	28	7	0	0	98	35
Gambling Offenses	0	0	0	0	0	0	0	0	0	0
Homicide Offenses	1	1	5	5	7	2	0	0	13	8
Human Trafficking	0	0	0	0	0	0	0	0	0	0
Kidnapping/Abduction	4	4	5	4	5	3	0	0	14	11
Larceny/Theft Offenses	45	18	211	28	441	174	0	0	697	220
Motor Vehicle Theft	3	1	35	11	23	7	0	0	61	19
Pornography/Obscene Material	1	1	3	1	4	3	0	0	8	5
Prostitution Offenses	1	1	0	0	0	0	0	0	1	1
Robbery	0	0	5	4	13	2	0	0	18	6
Sex Offenses, Forcible	19	13	48	29	13	9	0	0	80	51
Sex Offenses, Nonforcible	1	1	0	0	4	4	0	0	5	5
Stolen Property Offenses (Receiving, etc.)	7	2	29	19	22	15	0	0	58	36
Weapon Law Violations	16	10	38	37	17	12	0	0	71	59
Total	470	311	1357	784	1285	588	1	0	3113	1683

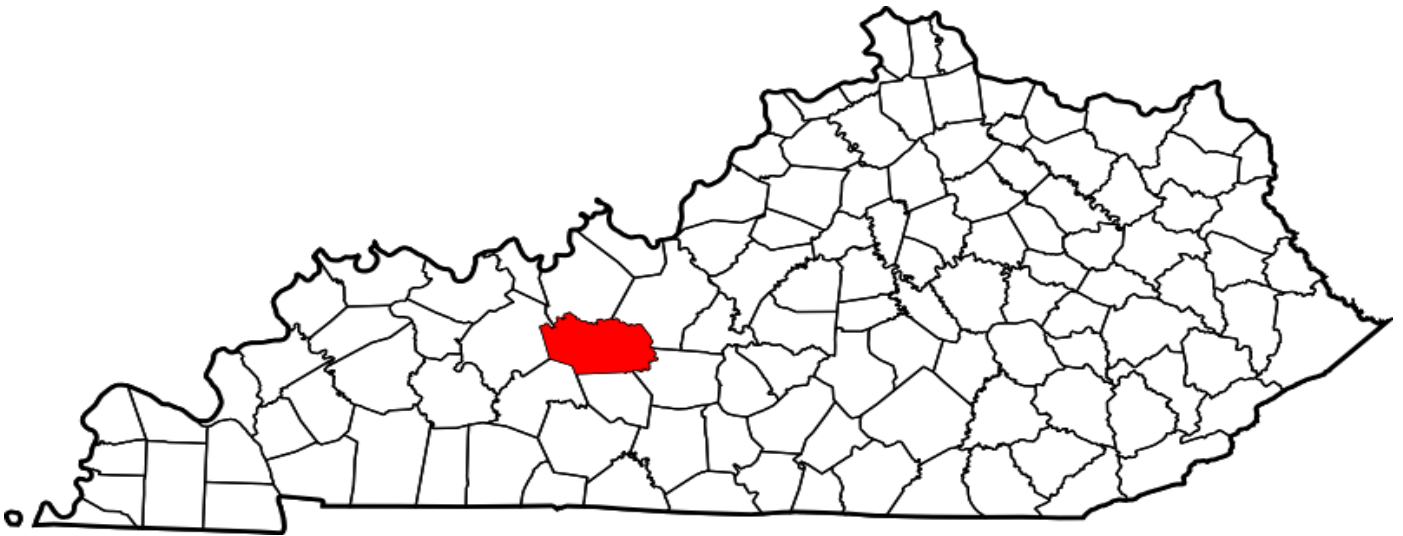
Grayson County

**A CRIME IS COMMITTED IN GRAYSON COUNTY
APPROXIMATELY EVERY 8 HOURS**

FULL TIME SWORN LAW ENFORCEMENT EMPLOYEES

Agency	Male	Female	Total
STATE POLICE	945	30	975
GRAYSON COUNTY SHERIFF'S OFFICE	8	0	8
CLARKSON POLICE DEPARTMENT	1	0	1
LEITCHFIELD POLICE DEPARTMENT	18	0	18

**Kentucky State Police Troopers may be assigned to multiple counties per post.



County Seat: Leitchfield
Population: 26,358
Registered Sex Offenders: 68

GRAYSON COUNTY

Group A Offenses	State Police		Sheriff		Clarkson		Leitchfield		All Other Agencies		Total	
By Category	Offenses		Offenses		Offenses		Offenses		Offenses		Offenses	
	Reported	Cleared	Reported	Cleared	Reported	Cleared	Reported	Cleared	Reported	Cleared	Reported	Cleared
Animal Cruelty	0	0	0	0	0	0	0	0	0	0	0	0
Arson	0	0	0	0	0	0	1	1	0	0	1	1
Assault Offenses	27	22	40	20	0	0	81	17	0	0	148	59
Bribery	0	0	0	0	0	0	0	0	0	0	0	0
Burglary/Breaking and Entering	3	3	27	1	0	0	23	1	0	0	53	5
Counterfeiting/Forgery	0	0	0	0	0	0	9	3	0	0	9	3
Destruction/Damage/Vandalism Of Property	7	5	22	6	0	0	47	6	1	0	77	17
Drug/Narcotic Offenses	48	33	40	21	0	0	138	44	224	54	450	152
Extortion/Blackmail	0	0	0	0	0	0	0	0	0	0	0	0
Fraud Offenses	21	20	1	0	0	0	3	0	1	0	26	20
Gambling Offenses	0	0	0	0	0	0	0	0	0	0	0	0
Homicide Offenses	3	2	0	0	0	0	0	0	0	0	3	2
Human Trafficking	0	0	0	0	0	0	0	0	0	0	0	0
Kidnapping/Abduction	0	0	1	0	0	0	1	0	0	0	2	0
Larceny/Theft Offenses	34	28	20	2	0	0	123	10	0	0	177	40
Motor Vehicle Theft	5	3	14	2	0	0	15	3	0	0	34	8
Pornography/Obscene Material	0	0	0	0	0	0	1	0	0	0	1	0
Prostitution Offenses	0	0	0	0	0	0	0	0	0	0	0	0
Robbery	0	0	0	0	0	0	2	0	0	0	2	0
Sex Offenses, Forcible	5	2	6	0	0	0	7	0	0	0	18	2
Sex Offenses, Nonforcible	0	0	0	0	0	0	1	0	0	0	1	0
Stolen Property Offenses (Receiving, etc.)	2	1	3	1	0	0	7	3	0	0	12	5
Weapon Law Violations	5	4	2	0	0	0	7	4	2	0	16	8
Total	160	123	176	53	0	0	466	92	228	54	1030	322

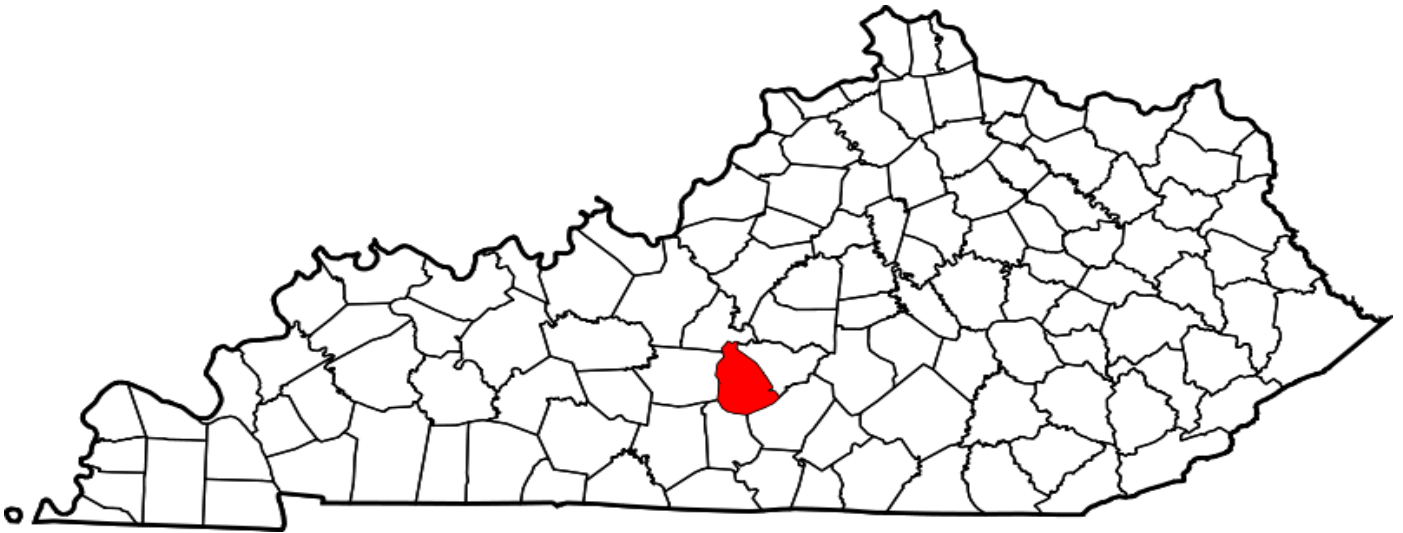
Green County

**A CRIME IS COMMITTED IN GREEN COUNTY
APPROXIMATELY EVERY 24 HOURS**

FULL TIME SWORN LAW ENFORCEMENT EMPLOYEES

Agency	Male	Female	Total
STATE POLICE	945	30	975
GREEN COUNTY SHERIFF'S OFFICE	4	0	4
GREENSBURG POLICE DEPARTMENT	5	0	5

****Kentucky State Police Troopers may be assigned to multiple counties per post.**



County Seat: Greensburg
Population: 11,065
Registered Sex Offenders: 20

GREEN COUNTY

Group A Offenses	State Police		Sheriff		Greensburg		All Other Agencies		Total	
By Category	Offenses		Offenses		Offenses		Offenses		Offenses	
	Reported	Cleared	Reported	Cleared	Reported	Cleared	Reported	Cleared	Reported	Cleared
Animal Cruelty	0	0	0	0	0	0	0	0	0	0
Arson	0	0	0	0	0	0	0	0	0	0
Assault Offenses	9	6	15	11	50	9	0	0	74	26
Bribery	0	0	0	0	1	0	0	0	1	0
Burglary/Breaking and Entering	5	3	2	1	11	1	0	0	18	5
Counterfeiting/Forgery	0	0	0	0	14	0	0	0	14	0
Destruction/Damage/Vandalism Of Property	3	2	2	2	11	2	0	0	16	6
Drug/Narcotic Offenses	57	35	6	6	35	7	2	2	100	50
Extortion/Blackmail	0	0	0	0	0	0	0	0	0	0
Fraud Offenses	1	1	0	0	5	0	0	0	6	1
Gambling Offenses	0	0	0	0	0	0	0	0	0	0
Homicide Offenses	0	0	0	0	0	0	0	0	0	0
Human Trafficking	0	0	0	0	0	0	0	0	0	0
Kidnapping/Abduction	0	0	0	0	0	0	0	0	0	0
Larceny/Theft Offenses	3	1	4	1	26	1	0	0	33	3
Motor Vehicle Theft	1	0	0	0	1	0	0	0	2	0
Pornography/Obscene Material	2	2	0	0	2	2	0	0	4	4
Prostitution Offenses	0	0	0	0	0	0	0	0	0	0
Robbery	0	0	0	0	0	0	0	0	0	0
Sex Offenses, Forcible	9	3	1	1	1	0	0	0	11	4
Sex Offenses, Nonforcible	0	0	0	0	0	0	0	0	0	0
Stolen Property Offenses (Receiving, etc.)	2	1	0	0	5	1	0	0	7	2
Weapon Law Violations	7	7	0	0	5	0	0	0	12	7
Total	99	61	30	22	167	23	2	2	298	108

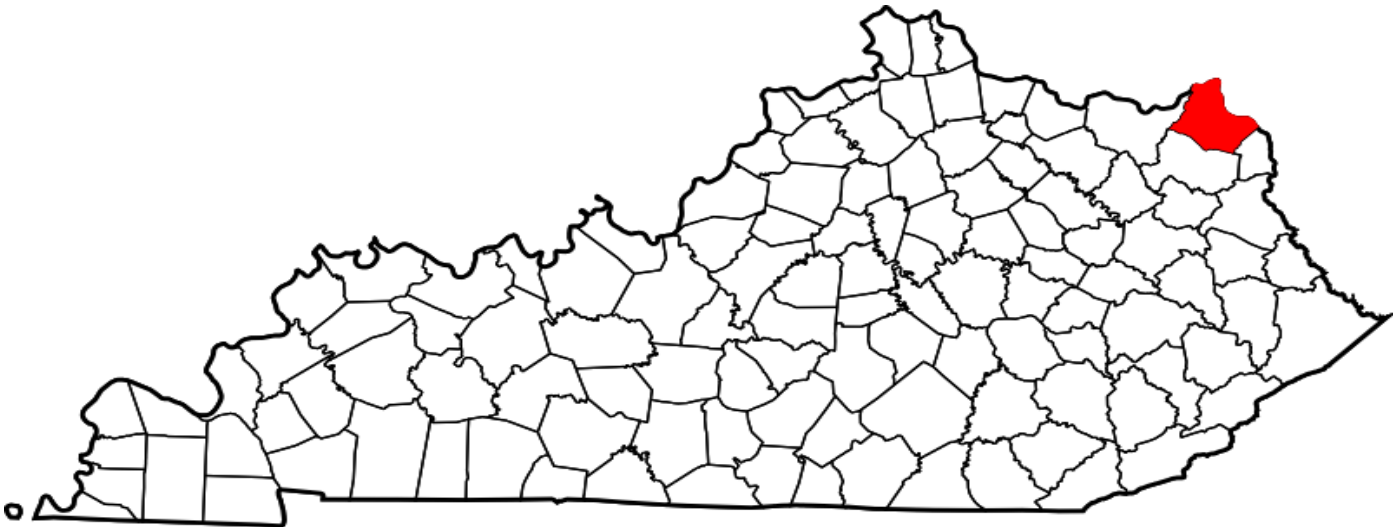
Greenup County

**A CRIME IS COMMITTED IN GREENUP
COUNTY APPROXIMATELY EVERY 13 HOURS**

FULL TIME SWORN LAW ENFORCEMENT EMPLOYEES

Agency	Male	Female	Total
STATE POLICE	945	30	975
GREENUP COUNTY SHERIFF'S OFFICE	14	1	15
BELLEFONTE POLICE DEPARTMENT	9	0	9
FLATWOODS POLICE DEPARTMENT	11	0	11
GREENUP POLICE DEPARTMENT	3	0	3
RACELAND POLICE DEPARTMENT	6	0	6
SOUTH SHORE POLICE DEPARTMENT	1	0	1
RUSSELL POLICE DEPARTMENT	12	0	12
WORTHINGTON POLICE DEPARTMENT	4	0	4

**Kentucky State Police Troopers may be assigned to multiple counties per post.



County Seat: Greenup
Population: 35,518
Registered Sex Offenders: 54

GREENUP COUNTY

Group A Offenses	State Police		Sheriff		Bellefonte		Flatwoods		Greenup		South Shore	
By Category	Offenses		Offenses		Offenses		Offenses		Offenses		Offenses	
	Reported	Cleared	Reported	Cleared	Reported	Cleared	Reported	Cleared	Reported	Cleared	Reported	Cleared
Animal Cruelty	0	0	1	0	0	0	0	0	0	0	0	0
Arson	1	0	0	0	0	0	0	0	0	0	0	0
Assault Offenses	35	24	13	4	1	1	13	11	2	2	0	0
Bribery	0	0	0	0	0	0	0	0	0	0	0	0
Burglary/Breaking and Entering	16	1	7	0	0	0	14	0	1	1	0	0
Counterfeiting/Forgery	5	2	0	0	0	0	21	0	1	0	0	0
Destruction/Damage/Vandalism Of Property	11	5	0	0	0	0	4	0	0	0	0	0
Drug/Narcotic Offenses	22	19	20	19	1	1	29	23	4	4	0	0
Extortion/Blackmail	0	0	0	0	0	0	0	0	0	0	0	0
Fraud Offenses	7	3	7	1	0	0	2	1	0	0	0	0
Gambling Offenses	0	0	0	0	0	0	0	0	0	0	0	0
Homicide Offenses	0	0	0	0	0	0	1	1	0	0	0	0
Human Trafficking	0	0	0	0	0	0	0	0	0	0	0	0
Kidnapping/Abduction	5	4	0	0	0	0	0	0	0	0	0	0
Larceny/Theft Offenses	45	11	17	1	0	0	21	6	0	0	0	0
Motor Vehicle Theft	5	1	10	1	0	0	6	0	0	0	0	0
Pornography/Obscene Material	46	42	1	0	0	0	0	0	0	0	0	0
Prostitution Offenses	0	0	0	0	0	0	0	0	0	0	0	0
Robbery	1	0	1	0	0	0	0	0	0	0	0	0
Sex Offenses, Forcible	41	24	1	1	0	0	3	0	0	0	0	0
Sex Offenses, Nonforcible	4	2	0	0	0	0	4	0	0	0	0	0
Stolen Property Offenses (Receiving, etc.)	3	2	0	0	0	0	0	0	1	1	0	0
Weapon Law Violations	0	0	0	0	1	1	3	3	0	0	0	0
Total	247	140	78	27	3	3	121	45	9	8	0	0

GREENUP COUNTY

Group A Offenses	Russell		Worthington		Raceland		All other Agencies		-		Total	
By Category	Offenses		Offenses		Offenses		Offenses		Offenses		Offenses	
	Reported	Cleared	Reported	Cleared	Reported	Cleared	Reported	Cleared	Reported	Cleared	Reported	Cleared
Animal Cruelty	0	0	0	0	0	0	0	0			1	0
Arson	0	0	0	0	0	0	0	0			1	0
Assault Offenses	17	3	4	0	4	1	0	0			89	46
Bribery	0	0	0	0	0	0	0	0			0	0
Burglary/Breaking and Entering	3	0	2	0	1	0	0	0			44	2
Counterfeiting/Forgery	1	0	0	0	4	0	0	0			32	2
Destruction/Damage/Vandalism Of Property	3	1	2	0	0	0	0	0			20	6
Drug/Narcotic Offenses	18	15	7	7	24	15	14	0			139	103
Extortion/Blackmail	0	0	0	0	0	0	0	0			0	0
Fraud Offenses	7	1	2	0	0	0	1	0			26	6
Gambling Offenses	0	0	0	0	0	0	0	0			0	0
Homicide Offenses	0	0	0	0	0	0	0	0			1	1
Human Trafficking	0	0	0	0	0	0	0	0			0	0
Kidnapping/Abduction	0	0	0	0	0	0	0	0			5	4
Larceny/Theft Offenses	60	14	2	0	6	1	0	0			151	33
Motor Vehicle Theft	1	0	0	0	2	1	0	0			24	3
Pornography/Obscene Material	0	0	0	0	0	0	0	0			47	42
Prostitution Offenses	0	0	0	0	0	0	0	0			0	0
Robbery	3	1	0	0	0	0	0	0			5	1
Sex Offenses, Forcible	1	0	0	0	1	0	0	0			47	25
Sex Offenses, Nonforcible	0	0	0	0	0	0	0	0			8	2
Stolen Property Offenses (Receiving, etc.)	0	0	0	0	0	0	0	0			4	3
Weapon Law Violations	3	3	0	0	1	0	0	0			8	7
Total	117	38	19	7	43	18	15	0	0	0	652	286

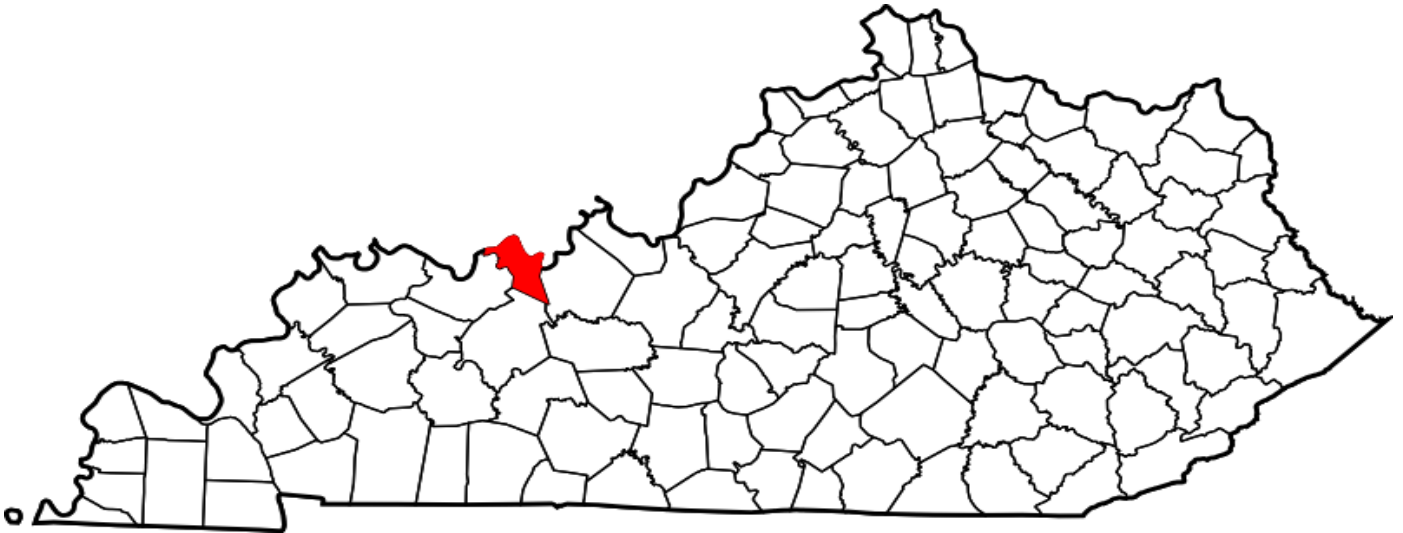
Hancock County

**A CRIME IS COMMITTED IN HANCOCK COUNTY
APPROXIMATELY EVERY 3.5 DAYS**

FULL TIME SWORN LAW ENFORCEMENT EMPLOYEES

Agency	Male	Female	Total
STATE POLICE	945	30	975
HANCOCK COUNTY SHERIFF'S OFFICE	6	0	6
HAWESVILLE POLICE DEPARTMENT	1	0	1
LEWISPORT POLICE DEPARTMENT	2	0	2

****Kentucky State Police Troopers may be assigned to multiple counties per post.**



County Seat: Hawesville
Population: 8,801
Registered Sex Offenders: 31

HANCOCK COUNTY

Group A Offenses	State Police		Sheriff		Hawesville		Lewisport		All Other Agencies		Total	
By Category	Offenses		Offenses		Offenses		Offenses		Offenses		Offenses	
	Reported	Cleared	Reported	Cleared	Reported	Cleared	Reported	Cleared	Reported	Cleared	Reported	Cleared
Animal Cruelty	0	0	0	0	0	0	0	0	0	0	0	0
Arson	0	0	0	0	0	0	0	0	0	0	0	0
Assault Offenses	2	2	5	1	1	1	0	0	0	0	8	4
Bribery	0	0	0	0	0	0	0	0	0	0	0	0
Burglary/Breaking and Entering	1	0	4	0	4	0	0	0	0	0	9	0
Counterfeiting/Forgery	0	0	2	1	0	0	2	0	0	0	4	1
Destruction/Damage/Vandalism Of Property	2	0	1	0	1	1	0	0	0	0	4	1
Drug/Narcotic Offenses	9	6	18	14	1	1	6	6	0	0	34	27
Extortion/Blackmail	0	0	0	0	0	0	0	0	0	0	0	0
Fraud Offenses	0	0	2	0	1	1	0	0	1	1	4	2
Gambling Offenses	0	0	0	0	0	0	0	0	0	0	0	0
Homicide Offenses	0	0	0	0	0	0	0	0	0	0	0	0
Human Trafficking	0	0	0	0	0	0	0	0	0	0	0	0
Kidnapping/Abduction	0	0	0	0	0	0	0	0	0	0	0	0
Larceny/Theft Offenses	5	1	12	1	1	1	3	3	0	0	21	6
Motor Vehicle Theft	0	0	1	0	0	0	0	0	0	0	1	0
Pornography/Obscene Material	1	0	0	0	0	0	0	0	0	0	1	0
Prostitution Offenses	0	0	0	0	0	0	0	0	0	0	0	0
Robbery	0	0	0	0	0	0	0	0	0	0	0	0
Sex Offenses, Forcible	3	2	0	0	0	0	0	0	0	0	3	2
Sex Offenses, Nonforcible	1	0	0	0	0	0	0	0	0	0	1	0
Stolen Property Offenses (Receiving, etc.)	1	1	1	1	0	0	0	0	0	0	2	2
Weapon Law Violations	10	10	0	0	0	0	0	0	0	0	10	10
Total	35	22	46	18	9	5	11	9	1	1	102	55

Hardin County

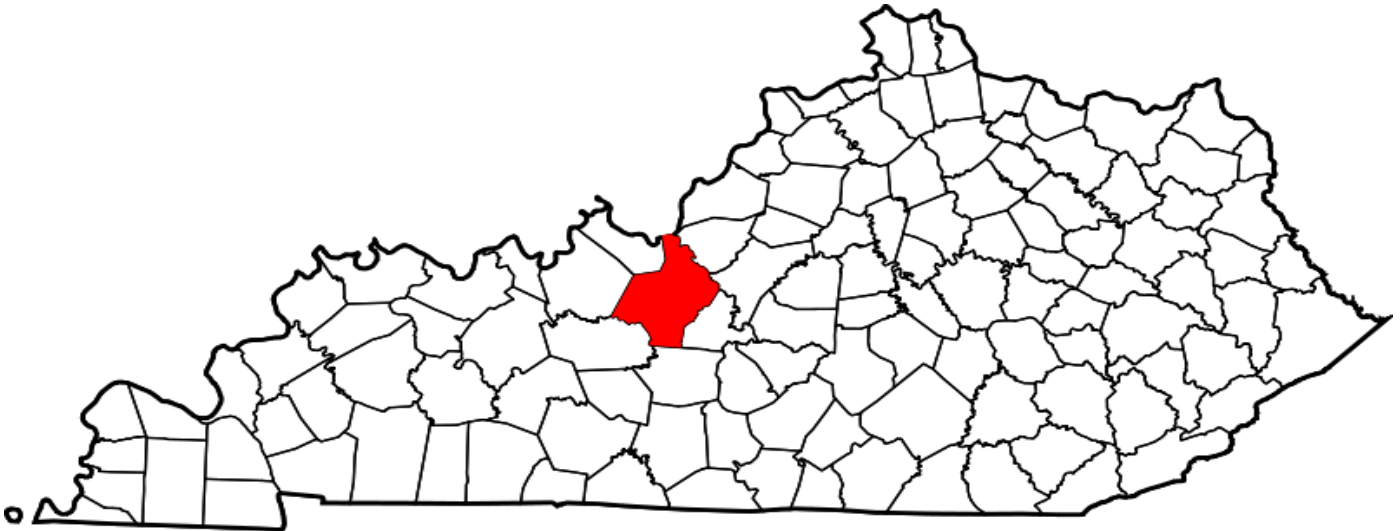
**A CRIME IS COMMITTED IN HARDIN COUNTY
APPROXIMATELY EVERY 60 MINUTES**

FULL TIME SWORN LAW ENFORCEMENT EMPLOYEES

Agency	Male	Female	Total
STATE POLICE	945	30	975
HARDIN COUNTY SHERIFF'S OFFICE	36	4	40
ELIZABETHTOWN POLICE DEPARTMENT	39	4	43
RADCLIFF POLICE DEPARTMENT	34	1	35
VINE GROVE POLICE DEPARTMENT	6	1	7
WEST POINT POLICE DEPARTMENT	4	0	4
GREATER HARDIN COUNTY TASK FORCE	13	0	0

**Kentucky State Police Troopers may be assigned to multiple counties per post.

**Greater Hardin County Narcotics Task Force covers multiple counties.



County Seat: Elizabethtown
Population: 108,071
Registered Sex Offenders: 219

HARDIN COUNTY

Group A Offenses	State Police		Sheriff		Elizabethtown		Radcliff		Vine Grove	
By Category	Offenses		Offenses		Offenses		Offenses		Offenses	
	Reported	Cleared	Reported	Cleared	Reported	Cleared	Reported	Cleared	Reported	Cleared
Animal Cruelty	1	0	1	1	0	0	2	2	0	0
Arson	1	1	2	0	5	3	6	1	1	0
Assault Offenses	120	99	124	81	148	44	437	246	28	18
Bribery	0	0	0	0	0	0	0	0	0	0
Burglary/Breaking and Entering	35	16	37	7	170	7	213	31	16	1
Counterfeiting/Forgery	30	8	12	0	113	4	63	22	17	15
Destruction/Damage/Vandalism Of Property	26	14	37	12	43	2	103	23	10	2
Drug/Narcotic Offenses	360	290	112	101	403	101	529	433	72	56
Extortion/Blackmail	1	0	0	0	1	0	1	0	0	0
Fraud Offenses	14	6	55	2	70	3	74	8	11	0
Gambling Offenses	0	0	0	0	0	0	0	0	0	0
Homicide Offenses	0	0	3	2	4	0	9	2	0	0
Human Trafficking	0	0	0	0	0	0	0	0	0	0
Kidnapping/Abduction	1	1	5	3	3	0	13	6	1	0
Larceny/Theft Offenses	71	14	123	7	361	12	660	185	48	5
Motor Vehicle Theft	22	8	28	3	61	0	51	12	7	2
Pornography/Obscene Material	24	4	1	0	3	0	8	2	0	0
Prostitution Offenses	0	0	0	0	1	0	0	0	1	0
Robbery	2	1	1	1	14	2	23	3	0	0
Sex Offenses, Forcible	47	18	3	1	34	1	38	2	0	0
Sex Offenses, Nonforcible	69	5	3	0	0	0	3	0	0	0
Stolen Property Offenses (Receiving, etc.)	55	22	21	6	27	5	34	24	1	0
Weapon Law Violations	28	27	9	4	33	5	38	29	5	5
Total	907	534	577	231	1494	189	2305	1031	218	104

HARDIN COUNTY

Group A Offenses	West Point		Greater Hardin TF		All Other Agencies		-		Total	
By Category	Offenses		Offenses		Offenses		Offenses		Offenses	
	Reported	Cleared	Reported	Cleared	Reported	Cleared	Reported	Cleared	Reported	Cleared
Animal Cruelty	0	0	0	0	1	1			5	4
Arson	2	1	0	0	0	0			17	6
Assault Offenses	16	16	1	0	1	1			875	505
Bribery	0	0	0	0	0	0			0	0
Burglary/Breaking and Entering	4	1	0	0	0	0			475	63
Counterfeiting/Forgery	0	0	0	0	0	0			235	49
Destruction/Damage/Vandalism Of Property	1	0	1	1	0	0			221	54
Drug/Narcotic Offenses	28	28	355	125	37	37			1896	1171
Extortion/Blackmail	0	0	0	0	0	0			3	0
Fraud Offenses	0	0	0	0	2	0			226	19
Gambling Offenses	0	0	0	0	0	0			0	0
Homicide Offenses	0	0	0	0	0	0			16	4
Human Trafficking	0	0	0	0	0	0			0	0
Kidnapping/Abduction	0	0	0	0	0	0			23	10
Larceny/Theft Offenses	14	1	4	3	2	1			1283	228
Motor Vehicle Theft	2	0	0	0	0	0			171	25
Pornography/Obscene Material	0	0	0	0	100	100			136	106
Prostitution Offenses	0	0	0	0	0	0			2	0
Robbery	0	0	0	0	0	0			40	7
Sex Offenses, Forcible	0	0	0	0	0	0			122	22
Sex Offenses, Nonforcible	0	0	0	0	0	0			75	5
Stolen Property Offenses (Receiving, etc.)	4	2	7	4	1	0			150	63
Weapon Law Violations	0	0	25	17	0	0			138	87
Total	71	49	393	150	144	140	0	0	6109	2428

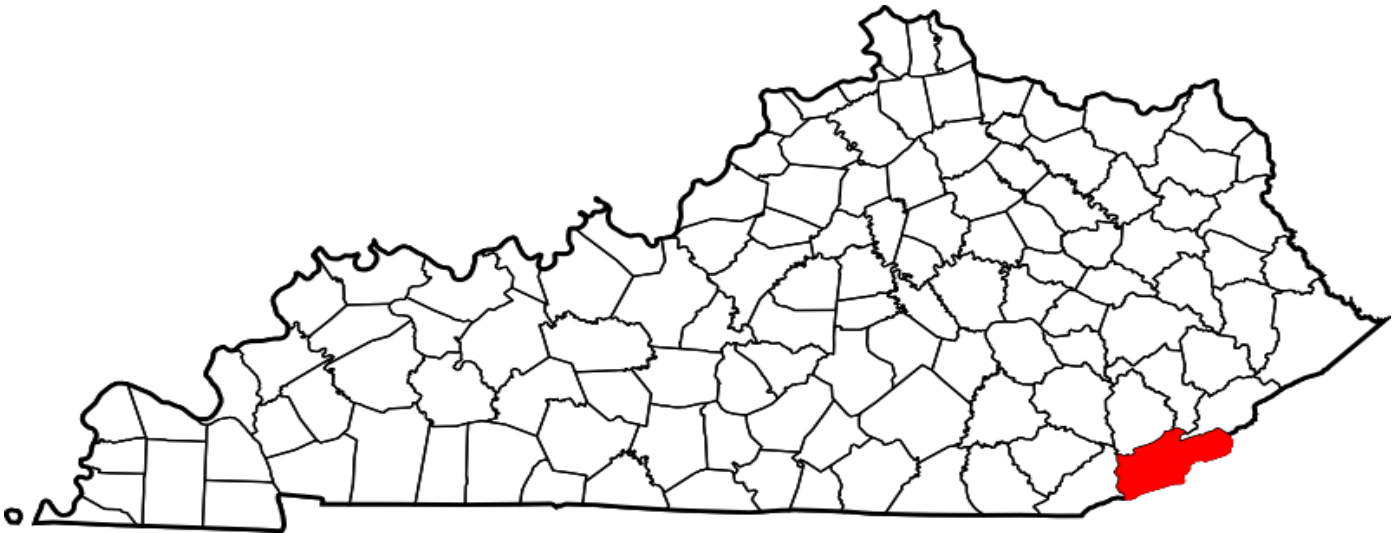
Harlan County

**A CRIME IS COMMITTED IN HARLAN COUNTY
APPROXIMATELY EVERY 6 HOURS**

FULL TIME SWORN LAW ENFORCEMENT EMPLOYEES

Agency	Male	Female	Total
STATE POLICE	945	30	975
HARLAN COUNTY SHERIFF'S OFFICE	15	2	17
BENHAM POLICE DEPARTMENT	1	0	1
CUMBERLAND POLICE DEPARTMENT	6	0	6
EVARTS POLICE DEPARTMENT	3	0	3
HARLAN POLICE DEPARTMENT	10	0	10
LOYALL POLICE DEPARTMENT	2	0	2
LYNCH POLICE DEPARTMENT	2	0	2

**Kentucky State Police Troopers may be assigned to multiple counties per post.



County Seat: Harlan
Population: 26,713
Registered Sex Offenders: 55

HARLAN COUNTY

Group A Offenses	State Police		Sheriff		Benham		Cumberland		Evarts	
By Category	Offenses		Offenses		Offenses		Offenses		Offenses	
	Reported	Cleared	Reported	Cleared	Reported	Cleared	Reported	Cleared	Reported	Cleared
Animal Cruelty	0	0	1	1	0	0	0	0	0	0
Arson	3	1	1	0	0	0	0	0	0	0
Assault Offenses	130	101	26	24	0	0	6	3	11	11
Bribery	0	0	0	0	0	0	0	0	0	0
Burglary/Breaking and Entering	49	12	9	6	0	0	7	1	0	0
Counterfeiting/Forgery	1	0	13	12	0	0	1	0	0	0
Destruction/Damage/Vandalism Of Property	26	10	10	7	0	0	2	0	0	0
Drug/Narcotic Offenses	182	108	246	162	0	0	22	19	21	21
Extortion/Blackmail	0	0	0	0	0	0	0	0	0	0
Fraud Offenses	4	0	15	12	0	0	0	0	0	0
Gambling Offenses	0	0	0	0	0	0	0	0	0	0
Homicide Offenses	7	7	0	0	0	0	0	0	0	0
Human Trafficking	0	0	0	0	0	0	0	0	0	0
Kidnapping/Abduction	1	1	3	3	0	0	0	0	2	2
Larceny/Theft Offenses	70	15	19	5	0	0	5	1	2	0
Motor Vehicle Theft	20	5	5	3	0	0	0	0	0	0
Pornography/Obscene Material	15	13	0	0	0	0	0	0	0	0
Prostitution Offenses	0	0	0	0	0	0	0	0	0	0
Robbery	2	1	1	1	0	0	1	0	0	0
Sex Offenses, Forcible	16	6	1	1	0	0	0	0	1	1
Sex Offenses, Nonforcible	2	1	0	0	0	0	0	0	0	0
Stolen Property Offenses (Receiving, etc.)	8	5	7	6	0	0	0	0	0	0
Weapon Law Violations	6	6	13	9	0	0	0	0	0	0
Total	542	292	370	252	0	0	44	24	37	35

HARLAN COUNTY

Group A Offenses	Harlan Police		Loyall Police		Lynch Police		All Other Agencies		Total	
By Category	Offenses		Offenses		Offenses		Offenses		Offenses	
	Reported	Cleared	Reported	Cleared	Reported	Cleared	Reported	Cleared	Reported	Cleared
Animal Cruelty	0	0	0	0	0	0	0	0	1	1
Arson	1	0	0	0	0	0	0	0	5	1
Assault Offenses	42	31	7	7	0	0	4	4	226	181
Bribery	0	0	0	0	0	0	0	0	0	0
Burglary/Breaking and Entering	13	4	1	1	1	0	0	0	80	24
Counterfeiting/Forgery	3	0	0	0	0	0	0	0	18	12
Destruction/Damage/Vandalism Of Property	11	6	0	0	0	0	0	0	49	23
Drug/Narcotic Offenses	155	110	52	48	0	0	2	2	680	470
Extortion/Blackmail	0	0	0	0	0	0	0	0	0	0
Fraud Offenses	2	0	0	0	0	0	0	0	21	12
Gambling Offenses	0	0	0	0	0	0	0	0	0	0
Homicide Offenses	0	0	0	0	0	0	0	0	7	7
Human Trafficking	0	0	0	0	0	0	0	0	0	0
Kidnapping/Abduction	0	0	0	0	0	0	0	0	6	6
Larceny/Theft Offenses	20	13	2	2	0	0	0	0	118	36
Motor Vehicle Theft	1	0	0	0	0	0	0	0	26	8
Pornography/Obscene Material	0	0	0	0	0	0	0	0	15	13
Prostitution Offenses	0	0	0	0	0	0	0	0	0	0
Robbery	1	0	0	0	0	0	0	0	5	2
Sex Offenses, Forcible	1	0	0	0	0	0	0	0	19	8
Sex Offenses, Nonforcible	1	0	0	0	0	0	0	0	3	1
Stolen Property Offenses (Receiving, etc.)	4	3	0	0	0	0	0	0	19	14
Weapon Law Violations	6	4	2	2	0	0	0	0	27	21
Total	261	171	64	60	1	0	6	6	1325	840

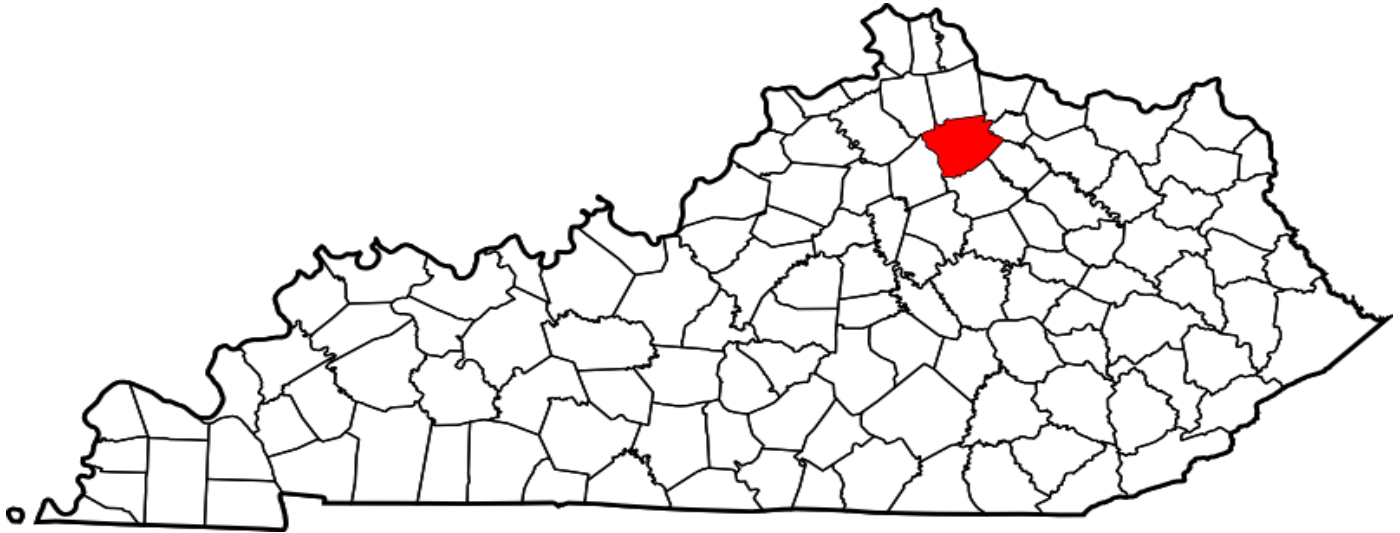
Harrison County

**A CRIME IS COMMITTED IN HARRISON COUNTY
APPROXIMATELY EVERY 11 HOURS**

FULL TIME SWORN LAW ENFORCEMENT EMPLOYEES

Agency	Male	Female	Total
STATE POLICE	945	30	975
HARRISON COUNTY SHERIFF'S OFFICE	11	0	11
CYNTHIANA POLICE DEPARTMENT	12	0	12

****Kentucky State Police Troopers may be assigned to multiple counties per post.**



County Seat: Cynthiana
Population: 18,781
Registered Sex Offenders: 31

HARRISON COUNTY

Group A Offenses	State Police		Sheriff		Cynthiana		All Other Agencies		Total	
By Category	Offenses		Offenses		Offenses		Offenses		Offenses	
	Reported	Cleared	Reported	Cleared	Reported	Cleared	Reported	Cleared	Reported	Cleared
Animal Cruelty	0	0	0	0	8	0	0	0	8	0
Arson	0	0	0	0	0	0	0	0	0	0
Assault Offenses	11	7	21	10	94	55	0	0	126	72
Bribery	0	0	0	0	0	0	0	0	0	0
Burglary/Breaking and Entering	5	0	54	3	34	3	0	0	93	6
Counterfeiting/Forgery	0	0	3	1	64	48	0	0	67	49
Destruction/Damage/Vandalism Of Property	1	0	5	0	37	6	0	0	43	6
Drug/Narcotic Offenses	14	10	15	5	62	34	0	0	91	49
Extortion/Blackmail	0	0	0	0	0	0	0	0	0	0
Fraud Offenses	5	1	43	0	13	5	1	0	62	6
Gambling Offenses	0	0	0	0	0	0	0	0	0	0
Homicide Offenses	1	0	0	0	0	0	0	0	1	0
Human Trafficking	0	0	0	0	0	0	0	0	0	0
Kidnapping/Abduction	0	0	0	0	0	0	0	0	0	0
Larceny/Theft Offenses	7	2	67	8	129	19	0	0	203	29
Motor Vehicle Theft	0	0	6	1	9	1	0	0	15	2
Pornography/Obscene Material	3	2	0	0	0	0	0	0	3	2
Prostitution Offenses	0	0	0	0	0	0	0	0	0	0
Robbery	0	0	0	0	0	0	0	0	0	0
Sex Offenses, Forcible	16	6	0	0	8	1	0	0	24	7
Sex Offenses, Nonforcible	0	0	0	0	2	0	0	0	2	0
Stolen Property Offenses (Receiving, etc.)	3	1	5	0	10	4	0	0	18	5
Weapon Law Violations	0	0	1	1	7	3	0	0	8	4
Total	66	29	220	29	477	179	1	0	764	237

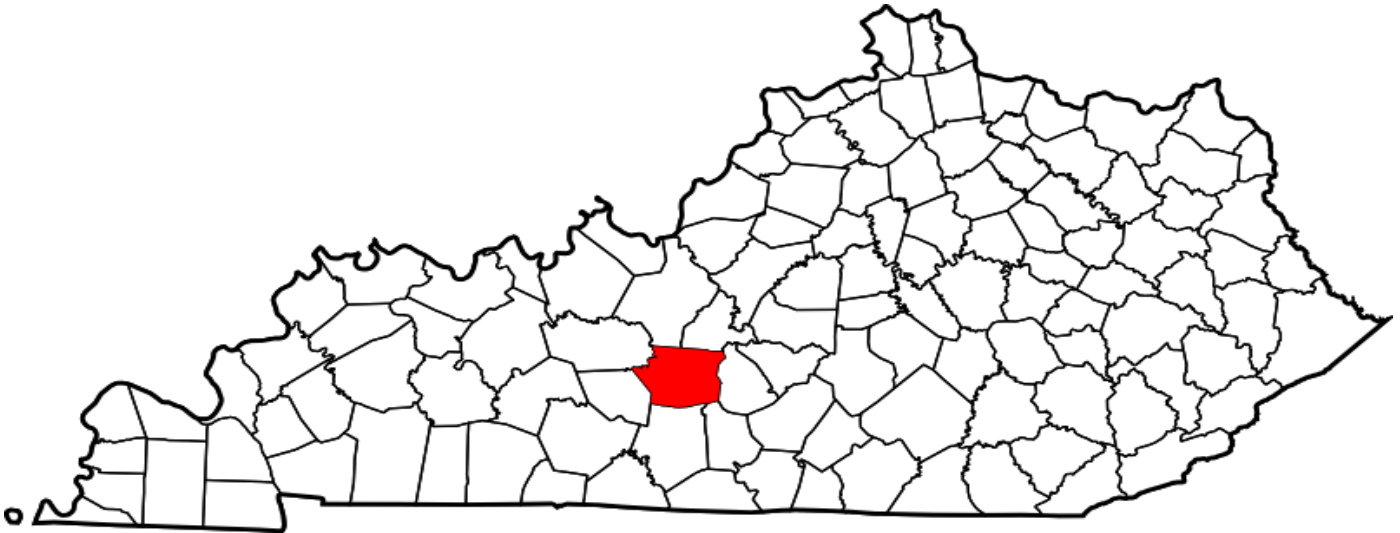
Hart County

**A CRIME IS COMMITTED IN HART COUNTY
APPROXIMATELY EVERY 14 HOURS**

FULL TIME SWORN LAW ENFORCEMENT EMPLOYEES

Agency	Male	Female	Total
STATE POLICE	945	30	975
HART COUNTY SHERIFF'S OFFICE	5	1	6
HORSE CAVE POLICE DEPARTMENT	3	0	3
MUNFORDVILLE POLICE DEPARTMENT	6	0	6

****Kentucky State Police Troopers may be assigned to multiple counties per post.**



County Seat: Munfordville
Population: 18,757
Registered Sex Offenders: 50

HART COUNTY

Group A Offenses	State Police		Sheriff		Horse Cave		Munfordville		All Other Agencies		Total	
By Category	Offenses		Offenses		Offenses		Offenses		Offenses		Offenses	
	Reported	Cleared	Reported	Cleared	Reported	Cleared	Reported	Cleared	Reported	Cleared	Reported	Cleared
Animal Cruelty	0	0	0	0	0	0	0	0	0	0	0	0
Arson	4	1	0	0	0	0	0	0	0	0	4	1
Assault Offenses	66	57	23	19	1	1	12	4	11	11	113	92
Bribery	1	0	1	1	0	0	1	0	0	0	3	1
Burglary/Breaking and Entering	33	2	25	5	1	1	4	0	0	0	63	8
Counterfeiting/Forgery	20	0	3	0	0	0	12	0	0	0	35	0
Destruction/Damage/Vandalism Of Property	11	1	6	2	0	0	8	3	2	2	27	8
Drug/Narcotic Offenses	49	39	22	18	37	32	41	36	14	5	163	130
Extortion/Blackmail	0	0	0	0	0	0	0	0	0	0	0	0
Fraud Offenses	2	2	4	1	0	0	3	0	1	1	10	4
Gambling Offenses	0	0	0	0	0	0	0	0	0	0	0	0
Homicide Offenses	2	2	3	3	0	0	0	0	0	0	5	5
Human Trafficking	0	0	0	0	0	0	0	0	0	0	0	0
Kidnapping/Abduction	1	1	2	2	0	0	1	0	0	0	4	3
Larceny/Theft Offenses	70	47	46	1	1	0	11	1	2	1	130	50
Motor Vehicle Theft	8	1	6	1	0	0	3	0	1	1	18	3
Pornography/Obscene Material	0	0	0	0	0	0	0	0	0	0	0	0
Prostitution Offenses	0	0	0	0	0	0	0	0	0	0	0	0
Robbery	1	1	1	1	0	0	0	0	0	0	2	2
Sex Offenses, Forcible	5	2	0	0	0	0	0	0	0	0	5	2
Sex Offenses, Nonforcible	1	0	0	0	0	0	1	0	0	0	2	0
Stolen Property Offenses (Receiving, etc.)	9	8	3	1	1	1	0	0	0	0	13	10
Weapon Law Violations	4	4	1	0	1	0	1	1	5	1	12	6
Total	287	168	146	55	42	35	98	45	36	22	609	325

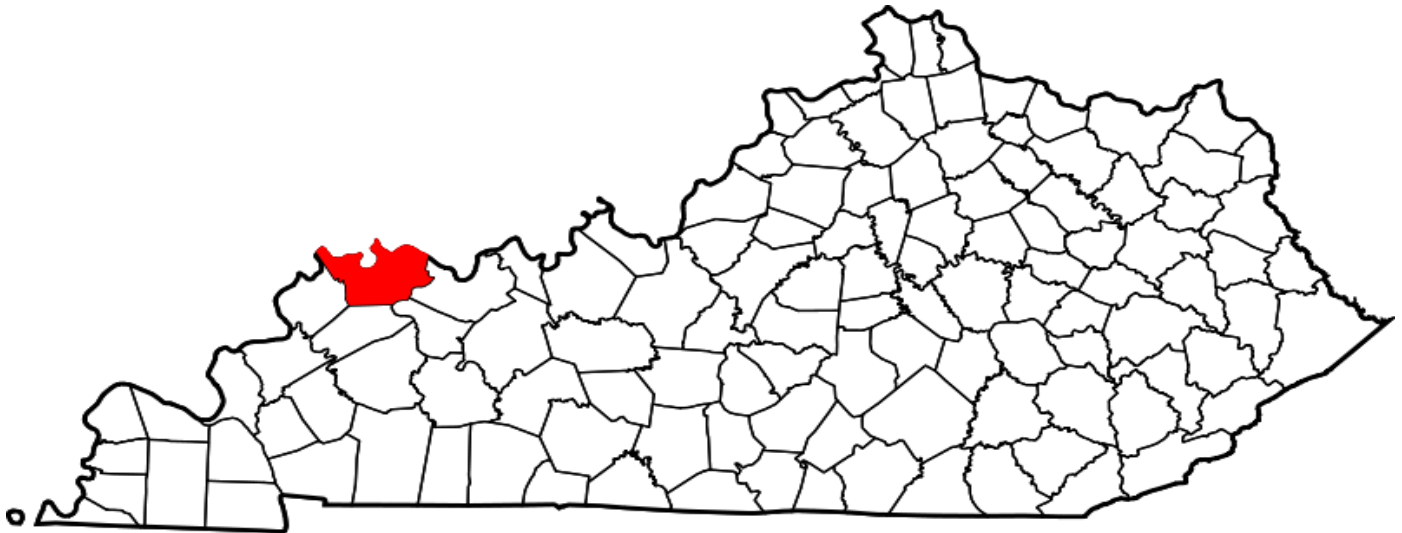
Henderson County

**A CRIME IS COMMITTED IN HENDERSON COUNTY
APPROXIMATELY EVERY 2 HOURS**

FULL TIME SWORN LAW ENFORCEMENT EMPLOYEES

Agency	Male	Female	Total
STATE POLICE	945	30	975
HENDERSON COUNTY SHERIFF'S OFFICE	18	0	18
HENDERSON POLICE DEPARTMENT	54	6	60

**Kentucky State Police Troopers may be assigned to multiple counties per post.



County Seat: Henderson
Population: 45,928
Registered Sex Offenders: 95

HENDERSON COUNTY

Group A Offenses	State Police		Sheriff		Henderson		All Other Agencies		-		Total	
By Category	Offenses		Offenses		Offenses		Offenses		Offenses		Offenses	
	Reported	Cleared	Reported	Cleared	Reported	Cleared	Reported	Cleared	Reported	Cleared	Reported	Cleared
Animal Cruelty	0	0	544	544	0	0	0	0			544	544
Arson	0	0	0	0	0	0	0	0			0	0
Assault Offenses	33	24	121	86	545	340	2	1			701	451
Bribery	0	0	0	0	0	0	0	0			0	0
Burglary/Breaking and Entering	9	3	56	16	132	32	0	0			197	51
Counterfeiting/Forgery	3	1	14	8	127	59	0	0			144	68
Destruction/Damage/Vandalism Of Property	5	2	42	10	308	67	0	0			355	79
Drug/Narcotic Offenses	53	40	88	78	428	342	106	58			675	518
Extortion/Blackmail	0	0	0	0	0	0	0	0			0	0
Fraud Offenses	6	2	7	1	97	28	2	1			112	32
Gambling Offenses	0	0	0	0	0	0	0	0			0	0
Homicide Offenses	0	0	4	3	3	3	0	0			7	6
Human Trafficking	0	0	0	0	0	0	0	0			0	0
Kidnapping/Abduction	0	0	7	4	7	4	0	0			14	8
Larceny/Theft Offenses	23	8	93	38	600	166	0	0			716	212
Motor Vehicle Theft	2	1	29	10	71	17	0	0			102	28
Pornography/Obscene Material	0	0	2	1	57	46	0	0			59	47
Prostitution Offenses	0	0	0	0	0	0	0	0			0	0
Robbery	1	0	3	2	27	17	0	0			31	19
Sex Offenses, Forcible	6	3	7	5	37	26	0	0			50	34
Sex Offenses, Nonforcible	0	0	1	0	1	0	0	0			2	0
Stolen Property Offenses (Receiving, etc.)	4	0	8	7	46	28	0	0			58	35
Weapon Law Violations	5	4	6	4	39	28	0	0			50	36
Total	150	88	1032	817	2525	1203	110	60	0	0	3817	2168

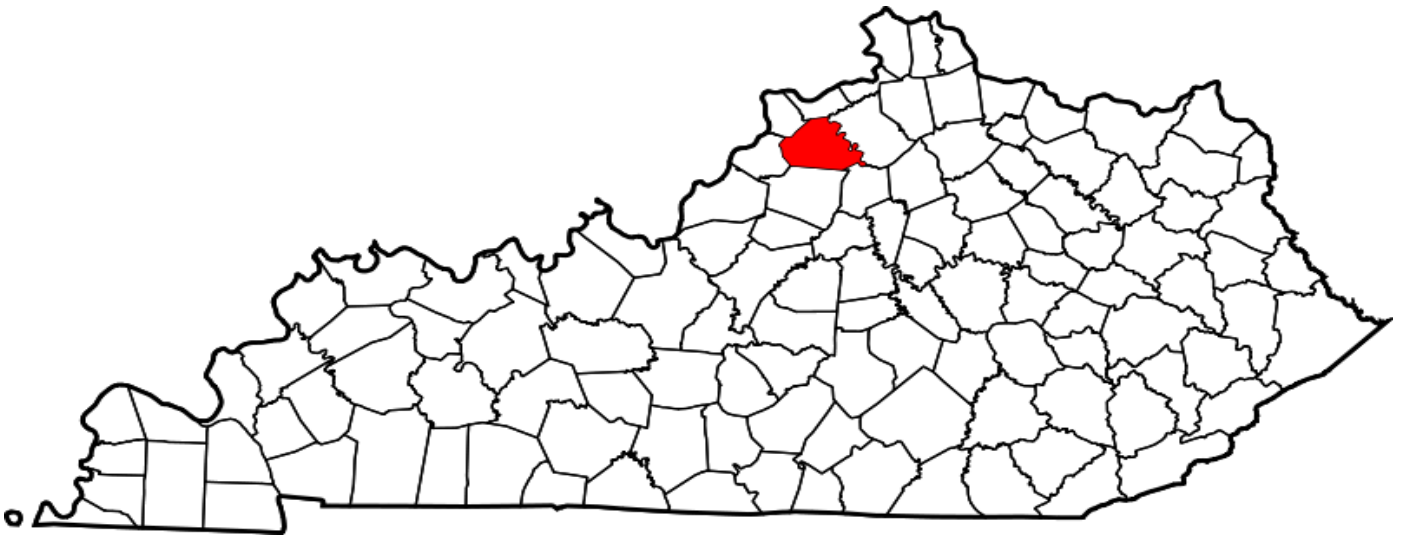
Henry County

**A CRIME IS COMMITTED IN HENRY COUNTY
APPROXIMATELY EVERY 14 HOURS**

FULL TIME SWORN LAW ENFORCEMENT EMPLOYEES

Agency	Male	Female	Total
STATE POLICE	945	30	975
HENRY COUNTY SHERIFF'S OFFICE	7	0	7
EMINENCE POLICE DEPARTMENT	6	0	6

**Kentucky State Police Troopers may be assigned to multiple counties per post.



County Seat: New Castle
Population: 16,006
Registered Sex Offenders: 44

HENRY COUNTY

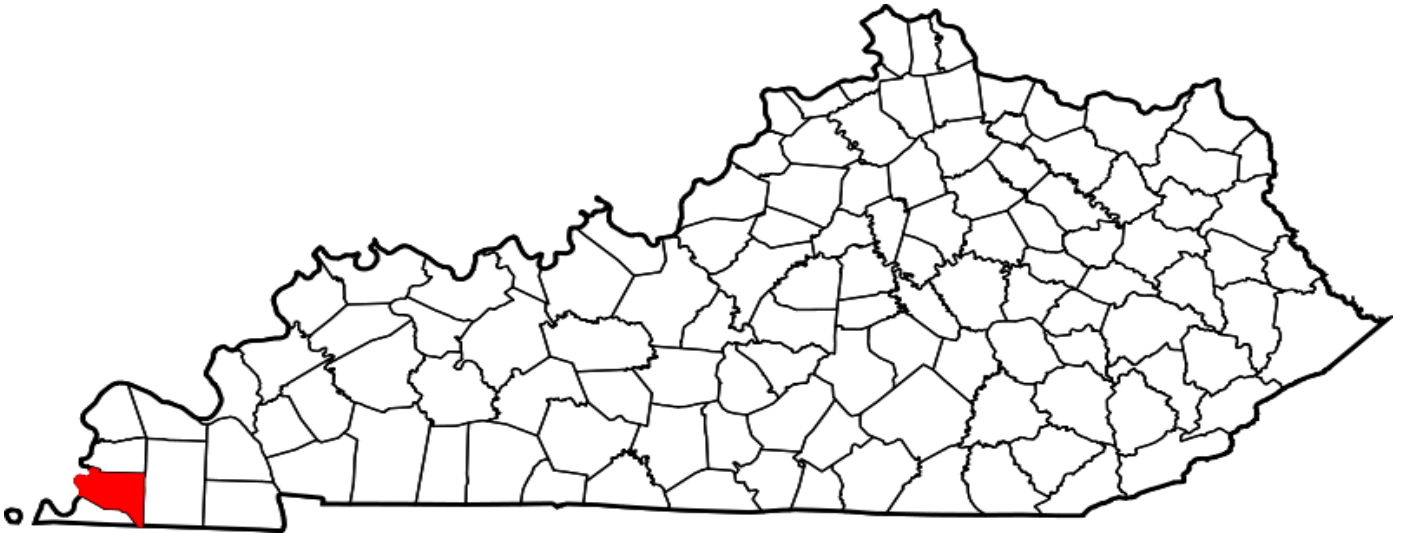
Group A Offenses	State Police		Sheriff		Eminence		All Other Agencies		Total	
By Category	Offenses		Offenses		Offenses		Offenses		Offenses	
	Reported	Cleared	Reported	Cleared	Reported	Cleared	Reported	Cleared	Reported	Cleared
Animal Cruelty	0	0	0	0	0	0	0	0	0	0
Arson	3	0	3	1	0	0	0	0	6	1
Assault Offenses	79	68	11	11	25	12	0	0	115	91
Bribery	0	0	0	0	1	1	0	0	1	1
Burglary/Breaking and Entering	42	7	2	0	8	1	0	0	52	8
Counterfeiting/Forgery	11	3	3	0	1	0	0	0	15	3
Destruction/Damage/Vandalism Of Property	21	11	4	3	10	2	0	0	35	16
Drug/Narcotic Offenses	149	141	64	56	10	8	0	0	223	205
Extortion/Blackmail	0	0	0	0	1	0	0	0	1	0
Fraud Offenses	14	5	0	0	2	1	0	0	16	6
Gambling Offenses	0	0	0	0	0	0	0	0	0	0
Homicide Offenses	2	2	0	0	0	0	0	0	2	2
Human Trafficking	0	0	0	0	0	0	0	0	0	0
Kidnapping/Abduction	5	4	0	0	1	1	0	0	6	5
Larceny/Theft Offenses	52	19	3	0	17	8	1	1	73	28
Motor Vehicle Theft	9	4	0	0	1	0	0	0	10	4
Pornography/Obscene Material	0	0	0	0	0	0	0	0	0	0
Prostitution Offenses	0	0	0	0	0	0	0	0	0	0
Robbery	2	1	0	0	0	0	0	0	2	1
Sex Offenses, Forcible	11	5	2	2	1	0	0	0	14	7
Sex Offenses, Nonforcible	0	0	0	0	0	0	0	0	0	0
Stolen Property Offenses (Receiving, etc.)	12	8	2	2	0	0	0	0	14	10
Weapon Law Violations	5	5	8	8	1	1	0	0	14	14
Total	417	283	102	83	79	35	1	1	599	402

Hickman County

**A CRIME IS COMMITTED IN HICKMAN COUNTY
APPROXIMATELY EVERY 2 DAYS**

FULL TIME SWORN LAW ENFORCEMENT EMPLOYEES

Agency	Male	Female	Total
STATE POLICE	945	30	975
HICKMAN COUNTY SHERIFF'S OFFICE	2	0	2
CLINTON POLICE DEPARTMENT	4	1	5



County Seat: Clinton
Population: 4,520
Registered Sex Offenders: 9

HICKMAN COUNTY

Group A Offenses	State Police		Sheriff		Clinton		All Other Agencies		Total	
By Category	Offenses		Offenses		Offenses		Offenses		Offenses	
	Reported	Cleared	Reported	Cleared	Reported	Cleared	Reported	Cleared	Reported	Cleared
Animal Cruelty	0	0	0	0	0	0	0	0	0	0
Arson	0	0	0	0	0	0	0	0	0	0
Assault Offenses	9	8	11	4	20	15	0	0	40	27
Bribery	0	0	0	0	0	0	0	0	0	0
Burglary/Breaking and Entering	0	0	7	1	6	4	0	0	13	5
Counterfeiting/Forgery	0	0	0	0	2	0	0	0	2	0
Destruction/Damage/Vandalism Of Property	0	0	0	0	9	3	0	0	9	3
Drug/Narcotic Offenses	12	10	18	2	45	38	0	0	75	50
Extortion/Blackmail	0	0	0	0	0	0	0	0	0	0
Fraud Offenses	0	0	4	0	2	0	0	0	6	0
Gambling Offenses	0	0	0	0	0	0	0	0	0	0
Homicide Offenses	0	0	0	0	0	0	0	0	0	0
Human Trafficking	0	0	0	0	0	0	0	0	0	0
Kidnapping/Abduction	0	0	0	0	0	0	0	0	0	0
Larceny/Theft Offenses	3	1	6	0	13	6	0	0	22	7
Motor Vehicle Theft	1	0	4	0	0	0	0	0	5	0
Pornography/Obscene Material	0	0	0	0	0	0	0	0	0	0
Prostitution Offenses	0	0	0	0	0	0	0	0	0	0
Robbery	0	0	0	0	0	0	0	0	0	0
Sex Offenses, Forcible	2	0	1	0	0	0	0	0	3	0
Sex Offenses, Nonforcible	0	0	0	0	0	0	0	0	0	0
Stolen Property Offenses (Receiving, etc.)	0	0	2	1	1	1	0	0	3	2
Weapon Law Violations	0	0	2	1	1	1	0	0	3	2
Total	27	19	55	9	99	68	0	0	181	96

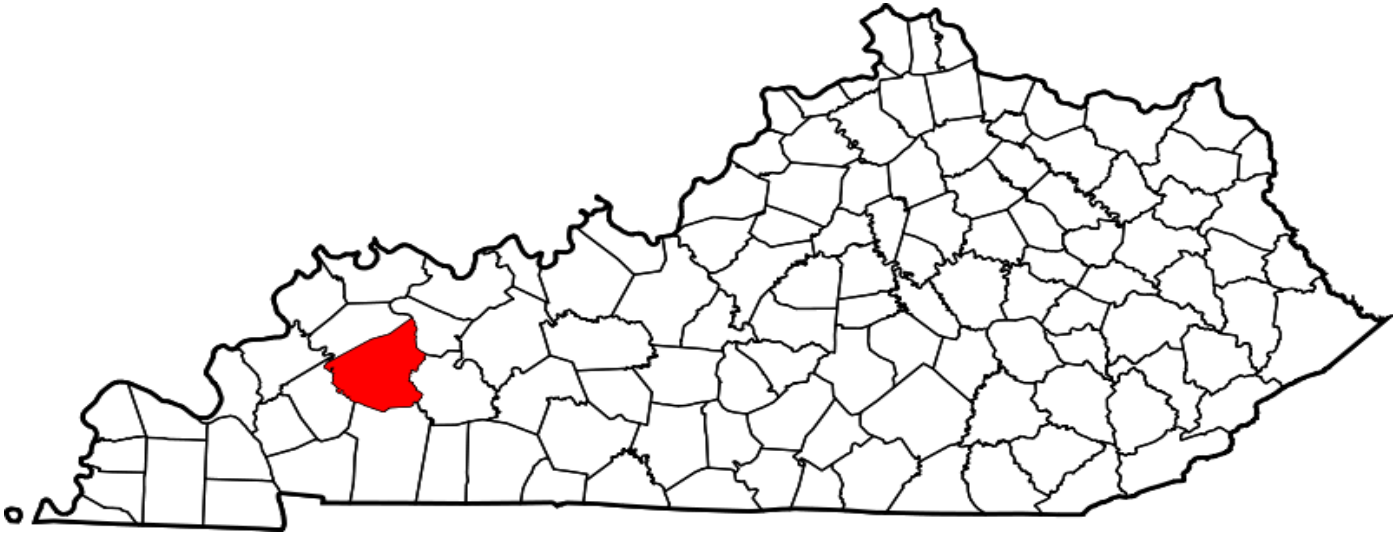
Hopkins County

**A CRIME IS COMMITTED IN HOPKINS COUNTY
APPROXIMATELY EVERY 2 HOURS**

FULL TIME SWORN LAW ENFORCEMENT EMPLOYEES

Agency	Male	Female	Total
STATE POLICE	945	30	975
HOPKINS COUNTY SHERIFF'S OFFICE	15	1	16
DAWSON SPRINGS POLICE DEPARTMENT	5	0	5
MADISONVILLE POLICE DEPARTMENT	44	2	46
MORTON'S GAP POLICE DEPARTMENT	1	0	1

**Kentucky State Police Troopers may be assigned to multiple counties per post.



County Seat: Madisonville
Population: 45,547
Registered Sex Offenders: 116

HOPKINS COUNTY

Group A Offenses	State Police		Sheriff		Dawson Springs		Madisonville		Morton's Gap		All Other Agencies		Total	
By Category	Offenses		Offenses		Offenses		Offenses		Offenses		Offenses		Offenses	
	Reported	Cleared	Reported	Cleared	Reported	Cleared	Reported	Cleared	Reported	Cleared	Reported	Cleared	Reported	Cleared
Animal Cruelty	0	0	2	1	0	0	1	1	0	0	0	0	3	2
Arson	0	0	1	0	0	0	2	1	0	0	0	0	3	1
Assault Offenses	36	36	169	123	31	26	224	186	0	0	0	0	460	371
Bribery	1	1	0	0	0	0	0	0	0	0	0	0	1	1
Burglary/Breaking and Entering	10	1	75	8	16	4	82	21	0	0	0	0	183	34
Counterfeiting/Forgery	4	4	13	2	12	10	94	51	0	0	0	0	123	67
Destruction/Damage/Vandalism Of Property	9	6	46	12	17	3	58	26	0	0	0	0	130	47
Drug/Narcotic Offenses	165	147	217	206	32	32	912	888	0	0	11	2	1337	1275
Extortion/Blackmail	1	0	1	0	0	0	0	0	0	0	0	0	2	0
Fraud Offenses	6	5	17	2	16	1	48	32	0	0	2	1	89	41
Gambling Offenses	0	0	0	0	0	0	0	0	0	0	0	0	0	0
Homicide Offenses	0	0	0	0	0	0	2	2	0	0	0	0	2	2
Human Trafficking	0	0	0	0	0	0	0	0	0	0	0	0	0	0
Kidnapping/Abduction	2	2	7	7	0	0	12	11	0	0	0	0	21	20
Larceny/Theft Offenses	28	13	140	24	63	22	228	128	0	0	1	0	460	187
Motor Vehicle Theft	4	2	39	7	6	1	24	11	0	0	0	0	73	21
Pornography/Obscene Material	1	1	0	0	0	0	0	0	0	0	0	0	1	1
Prostitution Offenses	1	1	0	0	0	0	0	0	0	0	0	0	1	1
Robbery	4	3	1	0	2	1	7	5	0	0	0	0	14	9
Sex Offenses, Forcible	113	14	3	1	2	2	24	19	0	0	0	0	142	36
Sex Offenses, Nonforcible	2	1	0	0	0	0	6	5	0	0	0	0	8	6
Stolen Property Offenses (Receiving, etc.)	9	4	14	11	4	4	35	30	0	0	0	0	62	49
Weapon Law Violations	10	9	12	12	3	3	45	45	0	0	3	3	73	72
Total	406	250	757	416	204	109	1804	1462	0	0	17	6	3188	2243

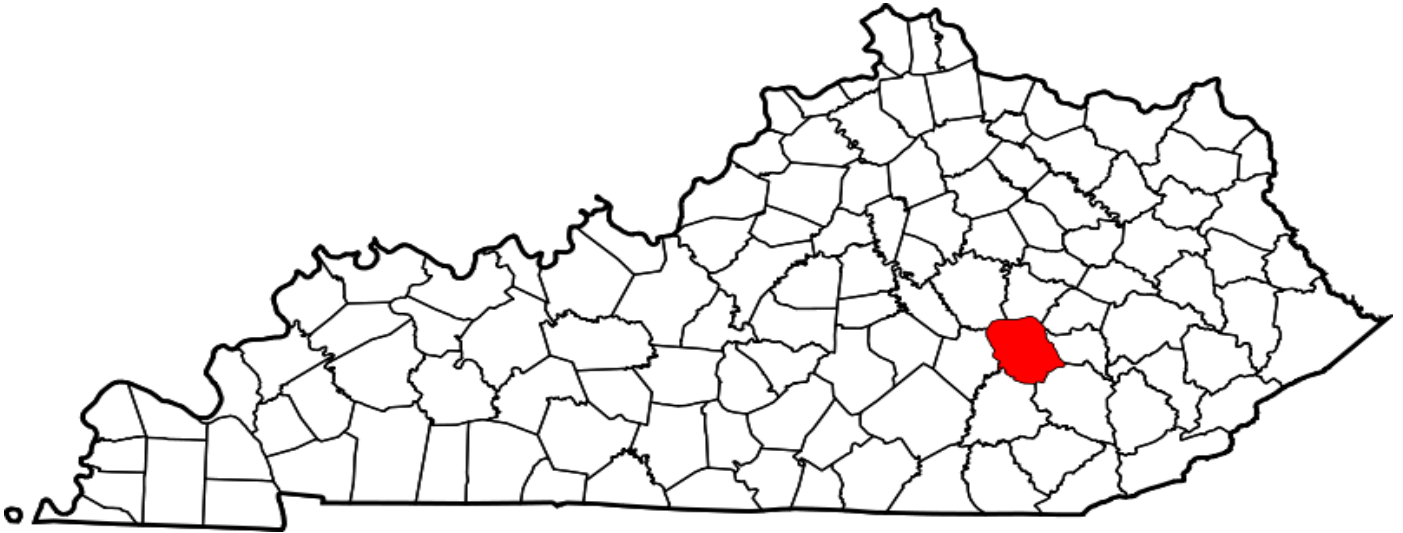
Jackson County

**A CRIME IS COMMITTED IN JACKSON COUNTY
APPROXIMATELY EVERY 60 Minutes**

FULL TIME SWORN LAW ENFORCEMENT EMPLOYEES

Agency	Male	Female	Total
STATE POLICE	945	30	975
JACKSON COUNTY SHERIFF'S OFFICE	6	1	7
MCKEE POLICE DEPARTMENT	3	0	3

****Kentucky State Police Troopers may be assigned to multiple counties per post.**



County Seat: McKee
Population: 13,431
Registered Sex Offenders: 30

JACKSON COUNTY

Group A Offenses	State Police		Sheriff		McKee		All Other Agencies		-		Total	
By Category	Offenses		Offenses		Offenses		Offenses		Offenses		Offenses	
	Reported	Cleared	Reported	Cleared	Reported	Cleared	Reported	Cleared	Reported	Cleared	Reported	Cleared
Animal Cruelty	0	0	0	0	0	0	0	0			0	0
Arson	1	0	0	0	0	0	0	0			1	0
Assault Offenses	33	28	12	6	0	0	0	0			45	34
Bribery	0	0	0	0	0	0	0	0			0	0
Burglary/Breaking and Entering	11	5	44	12	0	0	0	0			55	17
Counterfeiting/Forgery	0	0	0	0	0	0	0	0			0	0
Destruction/Damage/Vandalism Of Property	5	3	8	2	0	0	0	0			13	5
Drug/Narcotic Offenses	58	37	67	33	0	0	1	0			126	70
Extortion/Blackmail	0	0	0	0	0	0	0	0			0	0
Fraud Offenses	2	0	2	0	0	0	0	0			4	0
Gambling Offenses	0	0	0	0	0	0	0	0			0	0
Homicide Offenses	6	2	0	0	0	0	0	0			6	2
Human Trafficking	0	0	0	0	0	0	0	0			0	0
Kidnapping/Abduction	2	2	2	0	0	0	0	0			4	2
Larceny/Theft Offenses	6	2	33	2	0	0	0	0			39	4
Motor Vehicle Theft	2	2	11	0	0	0	0	0			13	2
Pornography/Obscene Material	0	0	0	0	0	0	0	0			0	0
Prostitution Offenses	0	0	0	0	0	0	0	0			0	0
Robbery	0	0	1	0	0	0	0	0			1	0
Sex Offenses, Forcible	8	3	0	0	0	0	0	0			8	3
Sex Offenses, Nonforcible	0	0	0	0	0	0	0	0			0	0
Stolen Property Offenses (Receiving, etc.)	1	0	1	0	0	0	0	0			2	0
Weapon Law Violations	5	5	4	2	0	0	0	0			9	7
Total	140	89	185	57	0	0	1	0	0	0	326	146

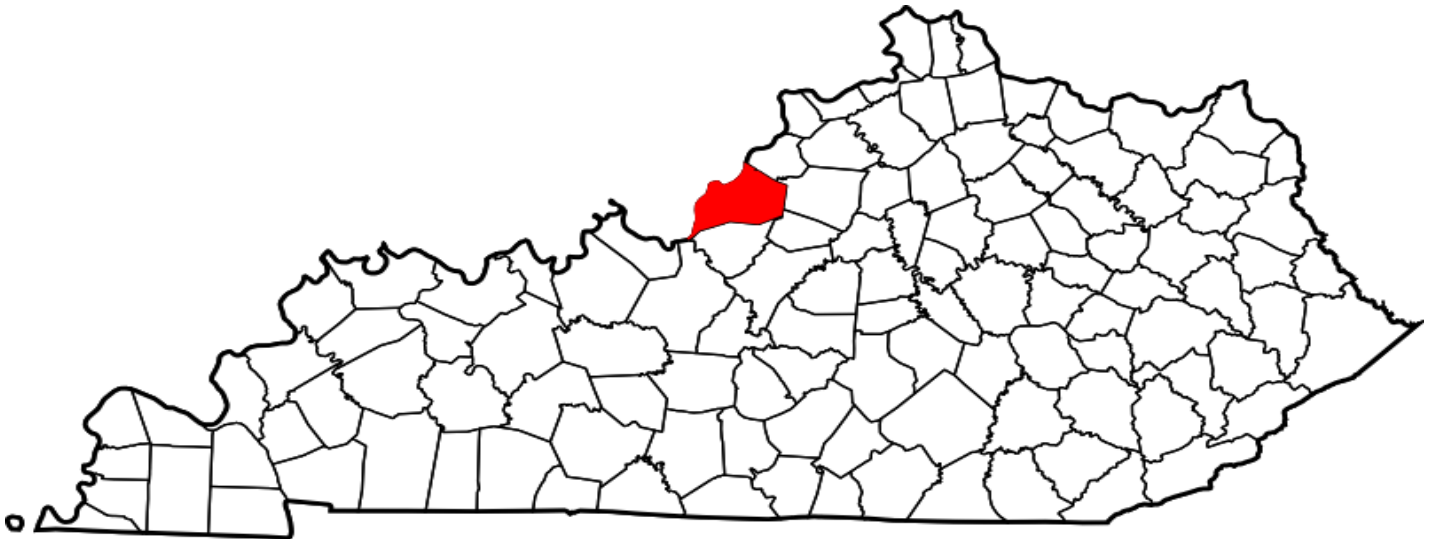
Jefferson County

**A CRIME IS COMMITTED IN JEFFERSON COUNTY
APPROXIMATELY EVERY 7 MINUTES**

FULL TIME SWORN LAW ENFORCEMENT EMPLOYEES

Agency	Male	Female	Total
STATE POLICE	945	30	975
JEFFERSON COUNTY SHERIFF'S OFFICE	214	24	238
ABC ENFORCEMENT	26	3	29
ANCHORAGE POLICE DEPARTMENT	11	0	11
AUDUBON PARK POLICE DEPARTMENT	3	0	3
GRAYMOOR/DEVONDALE P.D.	1	0	1
HERITAGE CREEK POLICE DEPARTMENT	0	0	0
HURSTBOURNE ACRES POLICE DEPT.	0	0	0
INDIAN HILLS POLICE DEPARTMENT	6	0	6
JEFFERSON CO. SCHOOL SECURITY	18	2	20
JEFFERSTOWN POLICE DEPARTMENT	45	4	49
LOUISVILLE METRO POLICE DEPARTMENT	1,082	167	1249
LOUISVILLE METRO ARSON BUREAU	5	2	7
LYNNVIEW POLICE DEPARTMENT	3	0	3
MEADOWVALE POLICE DEPARTMENT	0	0	0
NORTHFIELD POLICE DEPARTMENT	0	0	0
PROSPECT POLICE DEPARTMENT	5	1	6
REGIONAL AIRPORT AUTH.	39	1	40
SHIVLEY POLICE DEPARTMENT	30	0	30
ST. MATTHEWS POLICE DEPARTMENT	31	2	33
STRATHMOOR VILLAGE POLICE DEPT.	5	0	5
UNIVERSITY OF LOUISVILLE SECURITY PD	40	4	44
WEST BUECHEL	10	1	11

**Kentucky State Police Troopers may be assigned to multiple counties per post.



County Seat: Louisville
Population: 771,158
Registered Sex Offenders: 1493

JEFFERSON COUNTY

Group A Offenses	State Police		Sheriff		Louisville Metro		St. Matthews		Shively		Anchorage		Louisville Arson	
By Category	Offenses		Offenses		Offenses		Offenses		Offenses		Offenses		Offenses	
	Reported	Cleared	Reported	Cleared	Reported	Cleared	Reported	Cleared	Reported	Cleared	Reported	Cleared	Reported	Cleared
Animal Cruelty	0	0	0	0	0	0	3	3	0	0	0	0	0	0
Arson	0	0	0	0	6	0	0	0	0	0	0	0	173	64
Assault Offenses	13	13	6	2	10730	1488	176	112	222	35	4	4	0	0
Bribery	0	0	0	0	6	0	1	1	2	2	0	0	0	0
Burglary/Breaking and Entering	0	0	0	0	5368	163	100	21	118	13	1	0	0	0
Counterfeiting/Forgery	3	2	0	0	772	24	26	8	56	31	0	0	0	0
Destruction/Damage/Vandalism Of Property	5	4	0	0	5584	381	135	20	216	18	4	1	0	0
Drug/Narcotic Offenses	66	29	0	0	11569	3	178	168	30	28	6	4	0	0
Extortion/Blackmail	0	0	0	0	4	0	0	0	2	0	0	0	0	0
Fraud Offenses	4	2	0	0	3068	56	111	24	131	4	3	0	0	0
Gambling Offenses	0	0	0	0	6	0	0	0	0	0	0	0	0	0
Homicide Offenses	1	1	0	0	111	2	1	0	2	2	0	0	0	0
Human Trafficking	0	0	0	0	0	0	0	0	0	0	0	0	0	0
Kidnapping/Abduction	0	0	0	0	187	26	2	2	2	0	0	0	0	0
Larceny/Theft Offenses	8	2	0	0	19438	456	791	208	468	22	9	2	0	0
Motor Vehicle Theft	0	0	0	0	3828	219	64	16	133	8	0	0	0	0
Pornography/Obscene Material	59	56	0	0	8	0	0	0	0	0	0	0	0	0
Prostitution Offenses	1	1	0	0	64	0	0	0	0	0	0	0	0	0
Robbery	0	0	0	0	1263	47	24	16	36	4	0	0	0	0
Sex Offenses, Forcible	0	0	0	0	398	138	9	3	13	1	0	0	0	0
Sex Offenses, Nonforcible	0	0	0	0	13	4	0	0	1	0	0	0	0	0
Stolen Property Offenses (Receiving, etc.)	9	3	1	0	1229	0	34	33	105	30	1	0	0	0
Weapon Law Violations	10	10	0	0	1481	0	11	11	15	13	0	0	0	0
Total	179	123	7	2	65133	3007	1666	646	1552	211	28	11	173	64

JEFFERSON COUNTY

Group A Offenses	Jeffersontown		Univ. of Louisville		ABC Enforcement		Indian Hills		Audubon Park		Lynnview	
By Category	Offenses		Offenses		Offenses		Offenses		Offenses		Offenses	
	Reported	Cleared	Reported	Cleared	Reported	Cleared	Reported	Cleared	Reported	Cleared	Reported	Cleared
Animal Cruelty	0	0	0	0	0	0	1	0	0	0	0	0
Arson	0	0	0	0	0	0	0	0	0	0	0	0
Assault Offenses	85	37	55	11	0	0	3	3	5	1	0	0
Bribery	0	0	0	0	0	0	0	0	0	0	0	0
Burglary/Breaking and Entering	89	18	24	1	0	0	6	0	7	0	3	0
Counterfeiting/Forgery	23	7	6	1	0	0	0	0	2	0	0	0
Destruction/Damage/Vandalism Of Property	122	11	85	2	0	0	1	0	4	1	1	0
Drug/Narcotic Offenses	84	77	21	21	0	0	1	1	0	0	0	0
Extortion/Blackmail	1	1	0	0	0	0	0	0	0	0	0	0
Fraud Offenses	119	79	19	0	0	0	6	1	2	0	0	0
Gambling Offenses	0	0	0	0	11	11	0	0	0	0	0	0
Homicide Offenses	0	0	0	0	0	0	0	0	0	0	0	0
Human Trafficking	0	0	0	0	0	0	0	0	0	0	0	0
Kidnapping/Abduction	0	0	2	1	0	0	0	0	0	0	0	0
Larceny/Theft Offenses	594	89	292	13	0	0	15	0	28	1	6	0
Motor Vehicle Theft	87	14	11	0	0	0	2	0	12	2	1	0
Pornography/Obscene Material	0	0	0	0	0	0	0	0	0	0	0	0
Prostitution Offenses	0	0	0	0	0	0	0	0	0	0	0	0
Robbery	18	8	11	1	0	0	0	0	2	0	0	0
Sex Offenses, Forcible	10	1	1	0	0	0	0	0	0	0	0	0
Sex Offenses, Nonforcible	0	0	0	0	0	0	0	0	0	0	0	0
Stolen Property Offenses (Receiving, etc.)	33	17	3	0	0	0	1	0	0	0	0	0
Weapon Law Violations	8	8	0	0	0	0	0	0	0	0	0	0
Total	1273	367	530	51	11	11	36	5	62	5	11	0

JEFFERSON COUNTY

Group A Offenses	Heritage Creek		Prospect		Jefferson Co. School		Regional Airport		Meadowvale PD		Hurstbourne Acres	
By Category	Offenses		Offenses		Offenses		Offenses		Offenses		Offenses	
	Reported	Cleared	Reported	Cleared	Reported	Cleared	Reported	Cleared	Reported	Cleared	Reported	Cleared
Animal Cruelty	0	0	0	0	0	0	0	0	0	0	0	0
Arson	0	0	0	0	1	0	0	0	0	0	0	0
Assault Offenses	0	0	9	5	77	53	3	3	0	0	3	0
Bribery	0	0	0	0	0	0	0	0	0	0	0	0
Burglary/Breaking and Entering	1	0	6	2	41	11	2	2	0	0	3	0
Counterfeiting/Forgery	0	0	8	0	0	0	0	0	0	0	0	0
Destruction/Damage/Vandalism Of Property	1	0	20	9	56	5	2	2	3	0	6	1
Drug/Narcotic Offenses	1	1	1	1	8	7	8	7	0	0	0	0
Extortion/Blackmail	0	0	0	0	0	0	0	0	0	0	0	0
Fraud Offenses	1	0	10	0	1	0	2	0	0	0	1	0
Gambling Offenses	0	0	0	0	0	0	0	0	0	0	0	0
Homicide Offenses	0	0	0	0	0	0	0	0	0	0	0	0
Human Trafficking	0	0	0	0	0	0	0	0	0	0	0	0
Kidnapping/Abduction	0	0	0	0	0	0	0	0	0	0	0	0
Larceny/Theft Offenses	4	1	50	6	39	0	28	10	2	0	8	1
Motor Vehicle Theft	0	0	2	1	1	0	22	5	0	0	1	0
Pornography/Obscene Material	0	0	0	0	5	5	0	0	0	0	0	0
Prostitution Offenses	0	0	0	0	0	0	0	0	0	0	0	0
Robbery	0	0	0	0	8	5	0	0	0	0	0	0
Sex Offenses, Forcible	0	0	0	0	2	2	0	0	0	0	0	0
Sex Offenses, Nonforcible	0	0	0	0	0	0	0	0	0	0	0	0
Stolen Property Offenses (Receiving, etc.)	1	1	3	1	0	0	2	2	0	0	5	3
Weapon Law Violations	2	2	0	0	5	3	1	0	0	0	0	0
Total	11	5	109	25	244	91	70	31	5	0	27	5

JEFFERSON COUNTY

Group A Offenses	Strathmoor Village		Northfield PD		Graymoor/Devondale		West Buechel		All Other Agencies		Total	
By Category	Offenses		Offenses		Offenses		Offenses		Offenses		Offenses	
	Reported	Cleared	Reported	Cleared	Reported	Cleared	Reported	Cleared	Reported	Cleared	Reported	Cleared
Animal Cruelty	0	0	0	0	0	0	0	0	0	0	4	3
Arson	0	0	0	0	0	0	0	0	0	0	180	64
Assault Offenses	0	0	4	0	8	1	1	1	1	1	11405	1770
Bribery	0	0	0	0	0	0	0	0	0	0	9	3
Burglary/Breaking and Entering	1	0	1	0	11	3	2	0	0	0	5784	234
Counterfeiting/Forgery	0	0	0	0	0	0	235	234	1	0	1132	307
Destruction/Damage/Vandalism Of Property	0	0	2	0	4	1	13	0	0	0	6264	456
Drug/Narcotic Offenses	0	0	0	0	0	0	63	48	1	0	12037	395
Extortion/Blackmail	0	0	0	0	0	0	0	0	0	0	7	1
Fraud Offenses	0	0	1	0	6	0	7	0	29	2	3521	168
Gambling Offenses	0	0	0	0	0	0	0	0	0	0	17	11
Homicide Offenses	0	0	0	0	0	0	1	1	0	0	116	6
Human Trafficking	0	0	0	0	0	0	0	0	1	0	1	0
Kidnapping/Abduction	0	0	0	0	0	0	1	0	0	0	194	29
Larceny/Theft Offenses	0	0	17	1	21	1	189	10	3	1	22010	824
Motor Vehicle Theft	0	0	0	0	8	1	12	2	0	0	4184	268
Pornography/Obscene Material	0	0	0	0	0	0	0	0	8	8	80	69
Prostitution Offenses	0	0	0	0	0	0	0	0	0	0	65	1
Robbery	0	0	0	0	1	0	4	2	0	0	1367	83
Sex Offenses, Forcible	0	0	0	0	0	0	1	0	0	0	434	145
Sex Offenses, Nonforcible	0	0	0	0	0	0	0	0	0	0	14	4
Stolen Property Offenses (Receiving, etc.)	0	0	3	0	2	2	1	1	0	0	1433	93
Weapon Law Violations	0	0	0	0	0	0	0	0	0	0	1533	47
Total	1	0	28	1	61	9	530	299	44	12	71791	4981

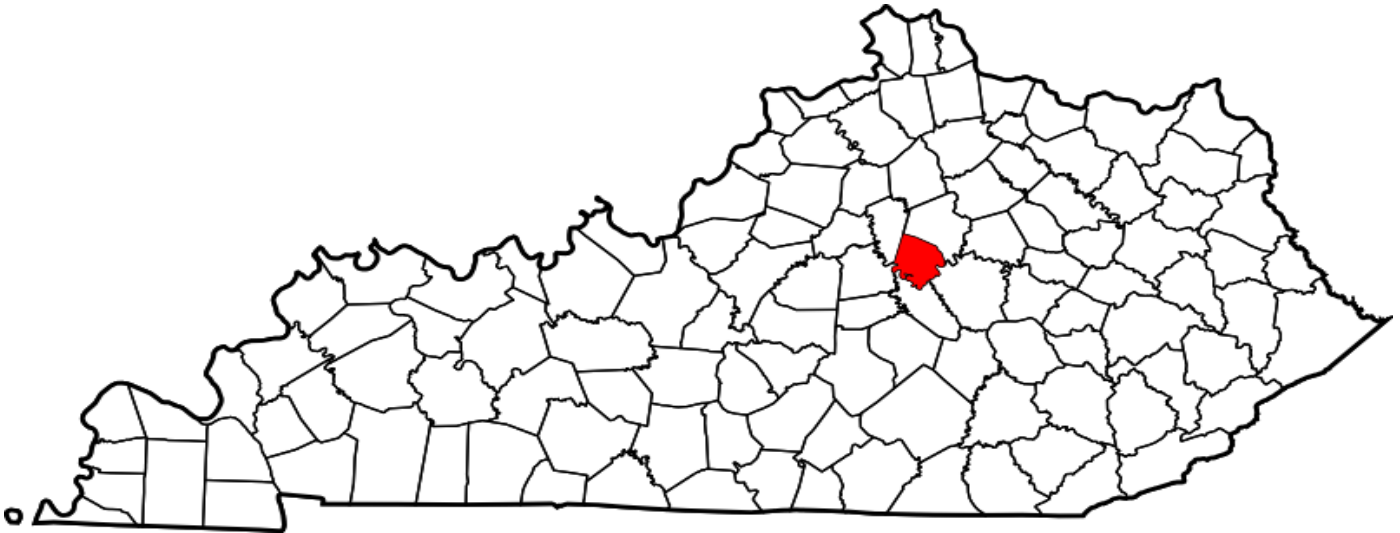
Jessamine County

**A CRIME IS COMMITTED IN JESSAMINE COUNTY
APPROXIMATELY EVERY 2 HOURS**

FULL TIME SWORN LAW ENFORCEMENT EMPLOYEES

Agency	Male	Female	Total
STATE POLICE	945	30	975
JESSAMINE COUNTY SHERIFF'S OFFICE	26	2	28
NICHOLASVILLE POLICE DEPARTMENT	58	3	61
WILMORE POLICE DEPARTMENT	7	1	8

****Kentucky State Police Troopers may be assigned to multiple counties per post.**



County Seat: Nicholasville
Population: 53,375
Registered Sex Offenders: 71

JESSAMINE COUNTY

Group A Offenses	State Police		Sheriff		Nicholasville		Wilmore		All Other Agencies		Total	
By Category	Offenses		Offenses		Offenses		Offenses		Offenses		Offenses	
	Reported	Cleared	Reported	Cleared	Reported	Cleared	Reported	Cleared	Reported	Cleared	Reported	Cleared
Animal Cruelty	0	0	1	0	0	0	0	0	0	0	1	0
Arson	0	0	0	0	4	2	0	0	0	0	4	2
Assault Offenses	0	0	52	37	278	211	58	28	0	0	388	276
Bribery	0	0	0	0	0	0	0	0	0	0	0	0
Burglary/Breaking and Entering	0	0	109	16	164	34	23	3	0	0	296	53
Counterfeiting/Forgery	0	0	13	1	50	18	4	0	0	0	67	19
Destruction/Damage/Vandalism Of Property	0	0	35	7	170	20	16	3	0	0	221	30
Drug/Narcotic Offenses	1	0	50	42	444	349	60	53	0	0	555	444
Extortion/Blackmail	0	0	0	0	1	0	0	0	0	0	1	0
Fraud Offenses	0	0	20	1	99	25	21	0	2	1	142	27
Gambling Offenses	0	0	0	0	0	0	0	0	0	0	0	0
Homicide Offenses	0	0	0	0	5	1	0	0	0	0	5	1
Human Trafficking	0	0	0	0	1	0	0	0	1	0	2	0
Kidnapping/Abduction	0	0	1	0	2	1	0	0	0	0	3	1
Larceny/Theft Offenses	1	0	185	31	881	306	128	9	0	0	1195	346
Motor Vehicle Theft	0	0	27	4	57	7	10	4	0	0	94	15
Pornography/Obscene Material	4	4	1	1	8	2	0	0	0	0	13	7
Prostitution Offenses	0	0	0	0	0	0	0	0	0	0	0	0
Robbery	0	0	8	5	33	16	1	0	0	0	42	21
Sex Offenses, Forcible	5	0	6	4	38	11	2	0	0	0	51	15
Sex Offenses, Nonforcible	0	0	0	0	0	0	0	0	0	0	0	0
Stolen Property Offenses (Receiving, etc.)	0	0	37	15	100	30	12	9	0	0	149	54
Weapon Law Violations	0	0	4	4	12	8	1	1	0	0	17	13
Total	11	4	549	168	2347	1041	336	110	3	1	3246	1324

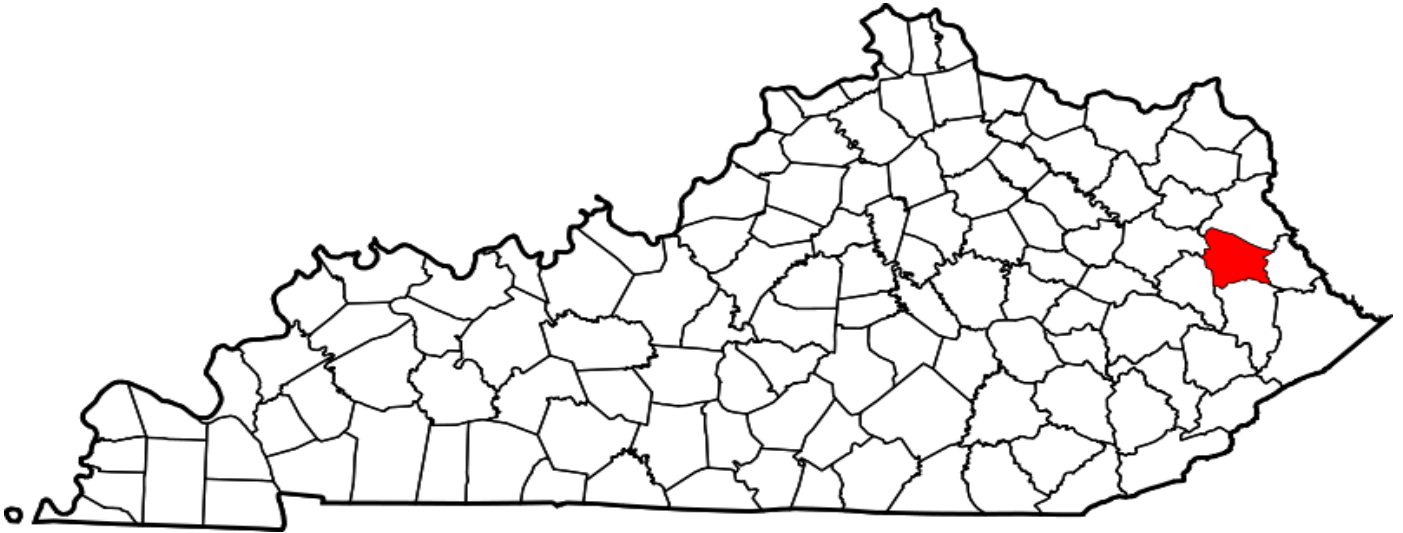
Johnson County

**A CRIME IS COMMITTED IN JOHNSON COUNTY
APPROXIMATELY EVERY 16 HOURS**

FULL TIME SWORN LAW ENFORCEMENT EMPLOYEES

Agency	Male	Female	Total
STATE POLICE	945	30	975
JOHNSON COUNTY SHERIFF'S OFFICE	10	0	10
PAINTSVILLE POLICE DEPARTMENT	10	0	10

****Kentucky State Police Troopers may be assigned to multiple counties per post.**



County Seat: Paintsville
Population: 22,594
Registered Sex Offenders: 38

JOHNSON COUNTY

Group A Offenses	State Police		Sheriff		Paintsville		All Other Agencies		Total	
By Category	Offenses		Offenses		Offenses		Offenses		Offenses	
	Reported	Cleared	Reported	Cleared	Reported	Cleared	Reported	Cleared	Reported	Cleared
Animal Cruelty	0	0	3	2	0	0	0	0	3	2
Arson	1	0	1	1	0	0	0	0	2	1
Assault Offenses	16	11	19	9	29	16	0	0	64	36
Bribery	0	0	0	0	0	0	0	0	0	0
Burglary/Breaking and Entering	7	2	13	2	12	5	0	0	32	9
Counterfeiting/Forgery	0	0	2	0	2	1	0	0	4	1
Destruction/Damage/Vandalism Of Property	2	0	5	0	4	1	0	0	11	1
Drug/Narcotic Offenses	87	57	55	22	100	45	1	0	243	124
Extortion/Blackmail	0	0	0	0	0	0	0	0	0	0
Fraud Offenses	1	0	3	1	2	0	1	0	7	1
Gambling Offenses	0	0	0	0	0	0	0	0	0	0
Homicide Offenses	0	0	0	0	0	0	0	0	0	0
Human Trafficking	0	0	0	0	0	0	0	0	0	0
Kidnapping/Abduction	2	1	0	0	0	0	0	0	2	1
Larceny/Theft Offenses	28	3	18	0	26	1	1	0	73	4
Motor Vehicle Theft	1	0	16	0	4	0	0	0	21	0
Pornography/Obscene Material	31	31	2	0	0	0	0	0	33	31
Prostitution Offenses	0	0	0	0	0	0	0	0	0	0
Robbery	2	1	0	0	1	0	0	0	3	1
Sex Offenses, Forcible	17	5	2	0	4	1	0	0	23	6
Sex Offenses, Nonforcible	0	0	0	0	0	0	0	0	0	0
Stolen Property Offenses (Receiving, etc.)	0	0	5	0	1	0	0	0	6	0
Weapon Law Violations	4	4	9	6	3	3	0	0	16	13
Total	199	115	153	43	188	73	3	0	543	231

Kenton County

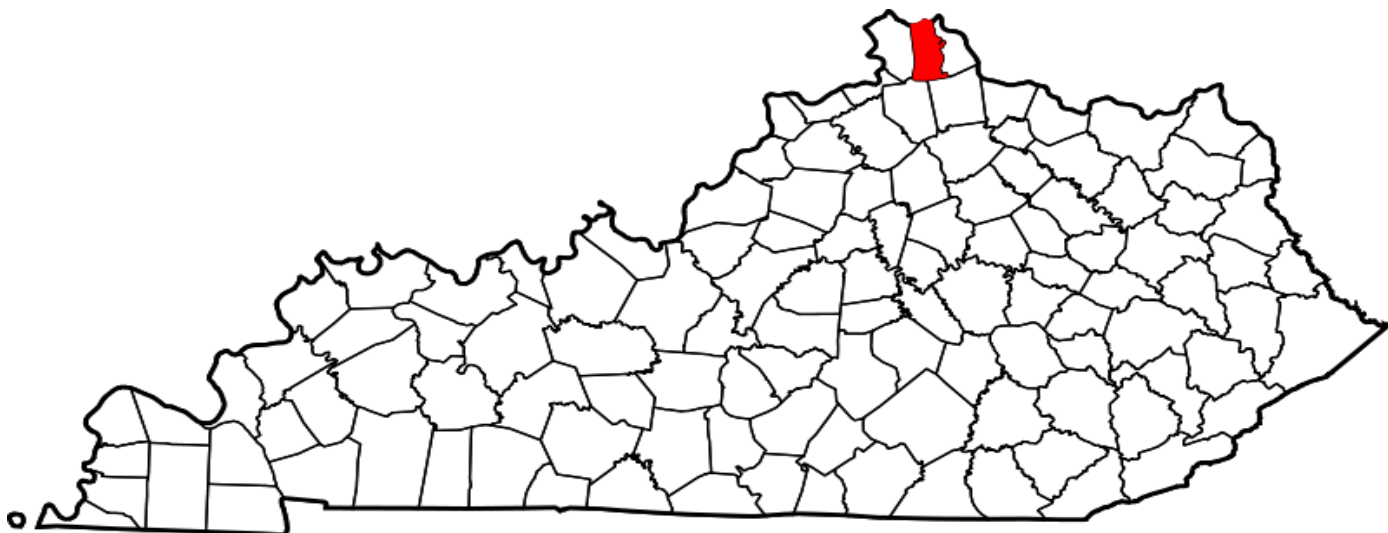
**A CRIME IS COMMITTED IN KENTON COUNTY
APPROXIMATELY EVERY 60 MINUTES**

FULL TIME SWORN LAW ENFORCEMENT EMPLOYEES

Agency	Male	Female	Total
STATE POLICE	945	30	975
KENTON COUNTY SHERIFF'S OFFICE	28	2	30
COVINGTON POLICE DEPARTMENT	103	5	108
EDGEWOOD POLICE DEPARTMENT	14	1	15
ELSMERE POLICE DEPARTMENT	11	2	13
ERLANGER POLICE DEPARTMENT	36	3	39
FORT MITCHELL POLICE DEPARTMENT	13	1	14
FORT WRIGHT POLICE DEPARTMENT	13	0	13
INDEPENDENCE POLICE DEPARTMENT	28	2	30
KENTON CO. POLICE DEPARTMENT	28	2	30
LAKESIDE PARK POLICE DEPARTMENT	10	1	11
LUDLOW POLICE DEPARTMENT	11	0	11
NORTHERN KY TASK FORCE	14	0	14
PARK HILLS POLICE DEPARTMENT	6	1	7
TAYLOR MILL POLICE DEPARTMENT	8	2	10
VILLA HILLS POLICE DEPARTMENT	8	0	8

**Kentucky State Police Troopers may be assigned to multiple counties per post.

**Northern KY Drug Strike Force covers multiple counties.



County Seat: Independence

Population: 165,399

Registered Sex Offenders: 188

KENTON COUNTY

Group A Offenses	State Police		Sheriff		Covington		Elsmere		Erlanger		Fort Wright	
By Category	Offenses		Offenses		Offenses		Offenses		Offenses		Offenses	
	Reported	Cleared	Reported	Cleared	Reported	Cleared	Reported	Cleared	Reported	Cleared	Reported	Cleared
Animal Cruelty	0	0	0	0	5	3	0	0	0	0	0	0
Arson	0	0	0	0	6	3	0	0	0	0	0	0
Assault Offenses	1	1	18	3	767	331	64	37	119	52	31	15
Bribery	0	0	0	0	3	1	0	0	0	0	0	0
Burglary/Breaking and Entering	0	0	0	0	278	55	18	1	50	6	7	0
Counterfeiting/Forgery	0	0	0	0	82	55	10	2	17	4	9	3
Destruction/Damage/Vandalism Of Property	0	0	3	2	571	66	55	3	80	5	26	4
Drug/Narcotic Offenses	5	4	30	24	1776	1691	167	163	407	390	55	37
Extortion/Blackmail	0	0	0	0	2	0	0	0	0	0	0	0
Fraud Offenses	0	0	0	0	164	76	12	4	29	3	36	8
Gambling Offenses	0	0	0	0	0	0	0	0	0	0	0	0
Homicide Offenses	0	0	0	0	5	4	0	0	0	0	0	0
Human Trafficking	0	0	0	0	2	1	0	0	0	0	0	0
Kidnapping/Abduction	0	0	0	0	16	11	0	0	4	2	0	0
Larceny/Theft Offenses	0	0	7	3	1057	207	103	14	246	44	71	20
Motor Vehicle Theft	2	0	0	0	141	15	13	0	29	5	7	0
Pornography/Obscene Material	0	0	0	0	15	8	1	0	2	1	0	0
Prostitution Offenses	0	0	0	0	73	72	0	0	0	0	0	0
Robbery	0	0	1	0	88	46	3	1	8	1	1	1
Sex Offenses, Forcible	1	0	0	0	82	34	8	1	17	0	0	0
Sex Offenses, Nonforcible	1	0	0	0	6	2	0	0	2	1	0	0
Stolen Property Offenses (Receiving, etc.)	0	0	2	1	124	62	5	3	17	8	4	4
Weapon Law Violations	0	0	1	1	92	84	5	5	4	4	3	2
Total	10	5	62	34	5355	2827	464	234	1031	526	250	94

KENTON COUNTY

Group A Offenses	Kenton Co. PD		Park Hills		Ludlow		Lakeside Park		Taylor Mill		Villa Hills	
By Category	Offenses		Offenses		Offenses		Offenses		Offenses		Offenses	
	Reported	Cleared	Reported	Cleared	Reported	Cleared	Reported	Cleared	Reported	Cleared	Reported	Cleared
Animal Cruelty	1	1	1	1	0	0	0	0	0	0	0	0
Arson	1	0	0	0	0	0	0	0	0	0	1	1
Assault Offenses	72	40	15	7	86	18	16	11	51	39	22	7
Bribery	0	0	0	0	0	0	0	0	0	0	0	0
Burglary/Breaking and Entering	48	6	11	0	17	3	10	3	13	1	7	0
Counterfeiting/Forgery	8	5	0	0	3	0	21	18	13	0	1	1
Destruction/Damage/Vandalism Of Property	32	5	9	1	39	0	19	2	17	3	13	1
Drug/Narcotic Offenses	248	243	25	25	58	56	35	34	66	64	9	7
Extortion/Blackmail	0	0	0	0	0	0	0	0	0	0	0	0
Fraud Offenses	35	10	1	0	5	1	25	6	15	3	15	2
Gambling Offenses	0	0	0	0	0	0	0	0	0	0	0	0
Homicide Offenses	6	5	0	0	0	0	0	0	1	0	0	0
Human Trafficking	0	0	0	0	0	0	0	0	0	0	0	0
Kidnapping/Abduction	5	3	0	0	2	0	2	1	2	0	0	0
Larceny/Theft Offenses	96	12	21	4	63	12	105	31	52	8	36	5
Motor Vehicle Theft	15	4	3	0	7	1	2	0	10	0	2	1
Pornography/Obscene Material	52	34	0	0	0	0	0	0	0	0	0	0
Prostitution Offenses	0	0	0	0	0	0	0	0	0	0	0	0
Robbery	0	0	0	0	3	0	0	0	0	0	0	0
Sex Offenses, Forcible	23	8	5	0	3	0	1	1	3	0	1	1
Sex Offenses, Nonforcible	4	3	0	0	2	0	0	0	0	0	0	0
Stolen Property Offenses (Receiving, etc.)	14	6	6	3	1	1	5	3	2	2	2	2
Weapon Law Violations	10	9	2	2	1	1	2	2	2	2	1	1
Total	670	394	99	43	290	93	243	112	247	122	110	29

KENTON COUNTY

Group A Offenses	Fort Mitchell		Edgewood		Independence		Northern KY TF		All Other Agencies		Total	
By Category	Offenses		Offenses		Offenses		Offenses		Offenses		Offenses	
	Reported	Cleared	Reported	Cleared	Reported	Cleared	Reported	Cleared	Reported	Cleared	Reported	Cleared
Animal Cruelty	0	0	0	0	0	0	0	0	0	0	7	5
Arson	0	0	0	0	0	0	0	0	0	0	8	4
Assault Offenses	25	19	30	8	145	52	0	0	0	0	1462	640
Bribery	0	0	0	0	0	0	0	0	0	0	3	1
Burglary/Breaking and Entering	25	4	10	1	33	5	0	0	0	0	527	85
Counterfeiting/Forgery	17	9	13	11	26	11	0	0	1	1	221	120
Destruction/Damage/Vandalism Of Property	12	2	22	0	55	10	0	0	1	0	954	104
Drug/Narcotic Offenses	53	53	128	106	157	96	34	34	2	2	3255	3029
Extortion/Blackmail	0	0	0	0	1	0	0	0	0	0	3	0
Fraud Offenses	11	5	17	5	52	9	0	0	4	1	421	133
Gambling Offenses	0	0	0	0	0	0	0	0	0	0	0	0
Homicide Offenses	2	0	0	0	0	0	0	0	0	0	14	9
Human Trafficking	0	0	0	0	0	0	0	0	0	0	2	1
Kidnapping/Abduction	0	0	0	0	3	1	0	0	0	0	34	18
Larceny/Theft Offenses	70	24	72	11	151	27	0	0	2	1	2152	423
Motor Vehicle Theft	6	3	9	2	16	5	0	0	0	0	262	36
Pornography/Obscene Material	0	0	0	0	3	0	0	0	2	2	75	45
Prostitution Offenses	0	0	0	0	0	0	3	3	0	0	76	75
Robbery	6	2	0	0	8	3	0	0	0	0	118	54
Sex Offenses, Forcible	1	1	5	0	53	31	0	0	0	0	203	77
Sex Offenses, Nonforcible	0	0	0	0	3	1	0	0	0	0	18	7
Stolen Property Offenses (Receiving, etc.)	1	0	10	3	9	4	0	0	0	0	202	102
Weapon Law Violations	1	1	11	8	2	2	0	0	0	0	137	124
Total	230	123	327	155	717	257	37	37	12	7	10154	5092

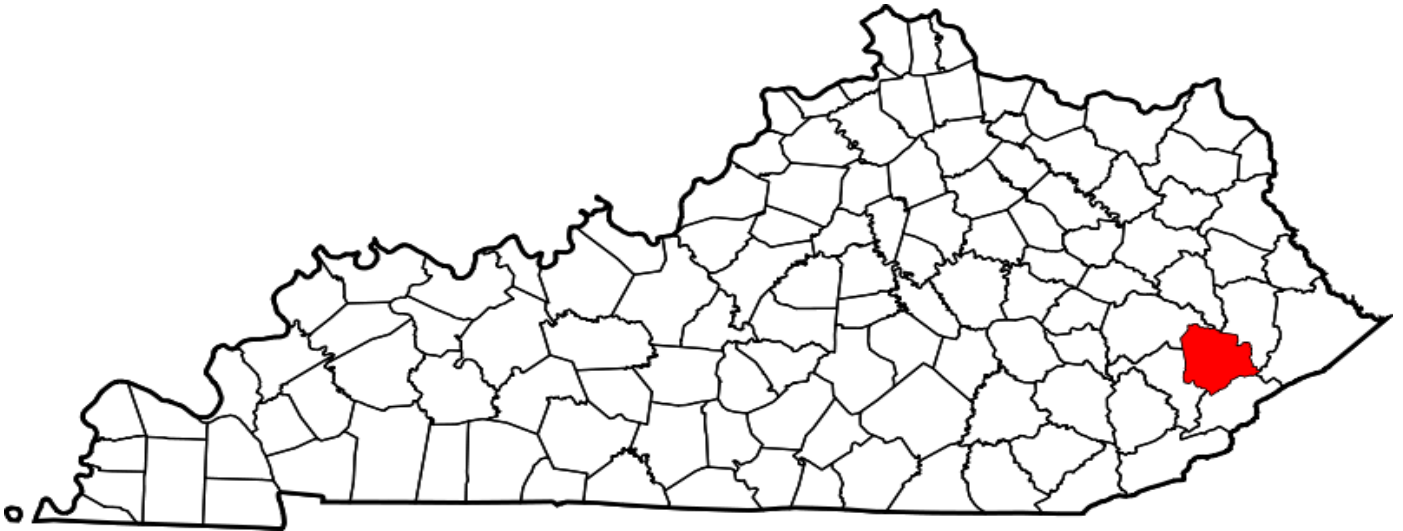
Knott County

**A CRIME IS COMMITTED IN KNOTT COUNTY
APPROXIMATELY EVERY 19 HOURS**

FULL TIME SWORN LAW ENFORCEMENT EMPLOYEES

Agency	Male	Female	Total
STATE POLICE	945	30	975
KNOTT COUNTY SHERIFF'S OFFICE	6	0	6

****Kentucky State Police Troopers may be assigned to multiple counties per post.**



County Seat: Hindman
Population: 15,291
Registered Sex Offenders: 31

KNOTT COUNTY

Group A Offenses	State Police		Sheriff		All Other Agencies		-		Total	
By Category	Offenses		Offenses		Offenses		Offenses		Offenses	
	Reported	Cleared	Reported	Cleared	Reported	Cleared	Reported	Cleared	Reported	Cleared
Animal Cruelty	0	0	0	0	0	0			0	0
Arson	1	0	0	0	0	0			1	0
Assault Offenses	69	43	0	0	0	0			69	43
Bribery	0	0	0	0	0	0			0	0
Burglary/Breaking and Entering	26	3	3	0	0	0			29	3
Counterfeiting/Forgery	3	0	0	0	0	0			3	0
Destruction/Damage/Vandalism Of Property	19	12	1	0	0	0			20	12
Drug/Narcotic Offenses	227	161	4	0	1	1			232	162
Extortion/Blackmail	0	0	0	0	0	0			0	0
Fraud Offenses	1	1	0	0	0	0			1	1
Gambling Offenses	0	0	0	0	0	0			0	0
Homicide Offenses	0	0	0	0	0	0			0	0
Human Trafficking	0	0	0	0	0	0			0	0
Kidnapping/Abduction	2	1	0	0	0	0			2	1
Larceny/Theft Offenses	14	2	22	0	0	0			36	2
Motor Vehicle Theft	16	2	8	0	0	0			24	2
Pornography/Obscene Material	0	0	0	0	0	0			0	0
Prostitution Offenses	0	0	0	0	0	0			0	0
Robbery	0	0	0	0	0	0			0	0
Sex Offenses, Forcible	10	1	0	0	0	0			10	1
Sex Offenses, Nonforcible	0	0	0	0	0	0			0	0
Stolen Property Offenses (Receiving, etc.)	1	0	0	0	0	0			1	0
Weapon Law Violations	12	10	0	0	4	4			16	14
Total	401	236	38	0	5	5	0	0	444	241

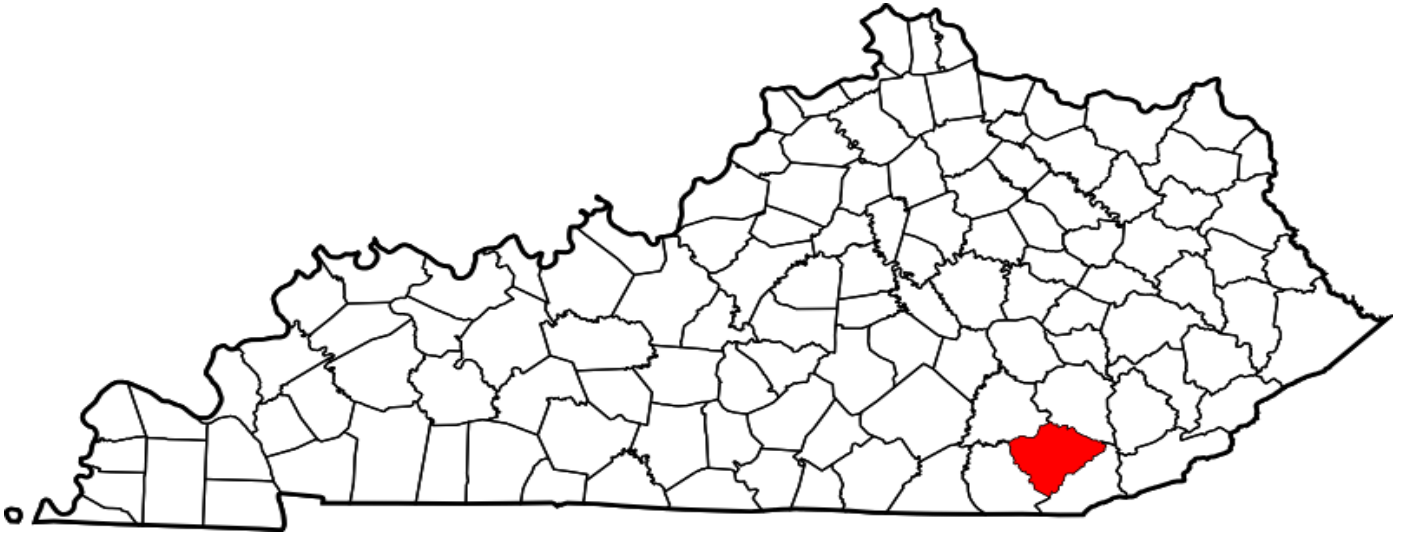
Knox County

**A CRIME IS COMMITTED IN KNOX COUNTY
APPROXIMATELY EVERY 4 HOURS**

FULL TIME SWORN LAW ENFORCEMENT EMPLOYEES

Agency	Male	Female	Total
STATE POLICE	945	30	975
KNOX COUNTY SHERIFF'S OFFICE	9	0	9
BARBOURVILLE POLICE DEPARTMENT	11	0	11

****Kentucky State Police Troopers may be assigned to multiple counties per post.**



County Seat: Barbourville
Population: 31,227
Registered Sex Offenders: 51

KNOX COUNTY

Group A Offenses	State Police		Sheriff		Barbourville		All Other Agencies		Total	
By Category	Offenses		Offenses		Offenses		Offenses		Offenses	
	Reported	Cleared	Reported	Cleared	Reported	Cleared	Reported	Cleared	Reported	Cleared
Animal Cruelty	0	0	0	0	0	0	0	0	0	0
Arson	2	1	1	0	0	0	0	0	3	1
Assault Offenses	82	68	79	62	78	72	11	8	250	210
Bribery	0	0	0	0	0	0	0	0	0	0
Burglary/Breaking and Entering	36	7	56	8	26	9	17	3	135	27
Counterfeiting/Forgery	10	9	3	1	2	0	22	0	37	10
Destruction/Damage/Vandalism Of Property	20	8	32	7	21	12	17	6	90	33
Drug/Narcotic Offenses	137	92	190	130	226	207	161	146	714	575
Extortion/Blackmail	0	0	0	0	0	0	0	0	0	0
Fraud Offenses	17	10	13	4	23	17	20	3	73	34
Gambling Offenses	0	0	0	0	0	0	0	0	0	0
Homicide Offenses	3	2	3	2	1	1	1	1	8	6
Human Trafficking	0	0	0	0	0	0	0	0	0	0
Kidnapping/Abduction	1	1	3	3	4	3	1	1	9	8
Larceny/Theft Offenses	41	13	55	3	107	19	58	11	261	46
Motor Vehicle Theft	15	2	41	6	25	9	8	2	89	19
Pornography/Obscene Material	1	0	0	0	0	0	0	0	1	0
Prostitution Offenses	0	0	0	0	0	0	0	0	0	0
Robbery	1	0	3	0	4	2	2	1	10	3
Sex Offenses, Forcible	35	18	1	0	2	2	2	0	40	20
Sex Offenses, Nonforcible	2	1	0	0	0	0	0	0	2	1
Stolen Property Offenses (Receiving, etc.)	16	6	5	4	6	4	5	3	32	17
Weapon Law Violations	6	6	18	9	60	16	10	10	94	41
Total	425	244	503	239	585	373	335	195	1848	1051

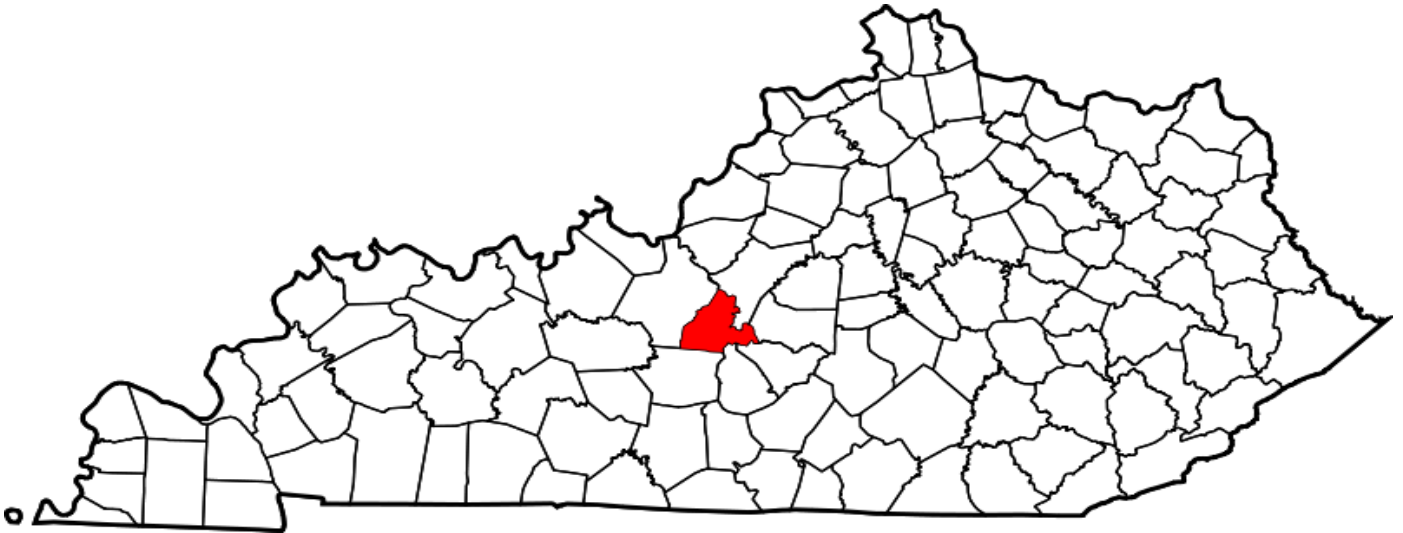
Larue County

**A CRIME IS COMMITTED IN LARUE COUNTY
APPROXIMATELY EVERY 14 HOURS**

FULL TIME SWORN LAW ENFORCEMENT EMPLOYEES

Agency	Male	Female	Total
STATE POLICE	945	30	975
LARUE COUNTY SHERIFF'S OFFICE	5	0	5
HODGENVILLE POLICE DEPARTMENT	7	0	7

****Kentucky State Police Troopers may be assigned to multiple counties per post.**



County Seat: Hodgenville
Population: 14,205
Registered Sex Offenders: 30

LARUE COUNTY

Group A Offenses	State Police		Sheriff		Hodgenville		All Other Agencies		Total	
By Category	Offenses		Offenses		Offenses		Offenses		Offenses	
	Reported	Cleared	Reported	Cleared	Reported	Cleared	Reported	Cleared	Reported	Cleared
Animal Cruelty	0	0	0	0	0	0	0	0	0	0
Arson	0	0	0	0	0	0	0	0	0	0
Assault Offenses	23	17	25	24	55	47	0	0	103	88
Bribery	0	0	0	0	0	0	0	0	0	0
Burglary/Breaking and Entering	3	0	14	6	7	2	0	0	24	8
Counterfeiting/Forgery	10	10	0	0	1	0	0	0	11	10
Destruction/Damage/Vandalism Of Property	3	2	12	9	10	4	1	1	26	16
Drug/Narcotic Offenses	26	24	146	146	106	100	39	32	317	302
Extortion/Blackmail	0	0	0	0	0	0	0	0	0	0
Fraud Offenses	1	1	6	0	3	1	0	0	10	2
Gambling Offenses	0	0	0	0	0	0	0	0	0	0
Homicide Offenses	1	0	0	0	1	1	0	0	2	1
Human Trafficking	0	0	0	0	0	0	0	0	0	0
Kidnapping/Abduction	0	0	1	1	0	0	0	0	1	1
Larceny/Theft Offenses	6	1	26	10	33	5	0	0	65	16
Motor Vehicle Theft	5	1	8	2	4	2	0	0	17	5
Pornography/Obscene Material	1	0	0	0	1	1	0	0	2	1
Prostitution Offenses	0	0	0	0	0	0	0	0	0	0
Robbery	0	0	0	0	0	0	0	0	0	0
Sex Offenses, Forcible	8	1	0	0	4	3	0	0	12	4
Sex Offenses, Nonforcible	0	0	0	0	0	0	0	0	0	0
Stolen Property Offenses (Receiving, etc.)	1	1	14	11	3	1	3	0	21	13
Weapon Law Violations	3	2	3	3	7	7	5	2	18	14
Total	91	60	255	212	235	174	48	35	629	481

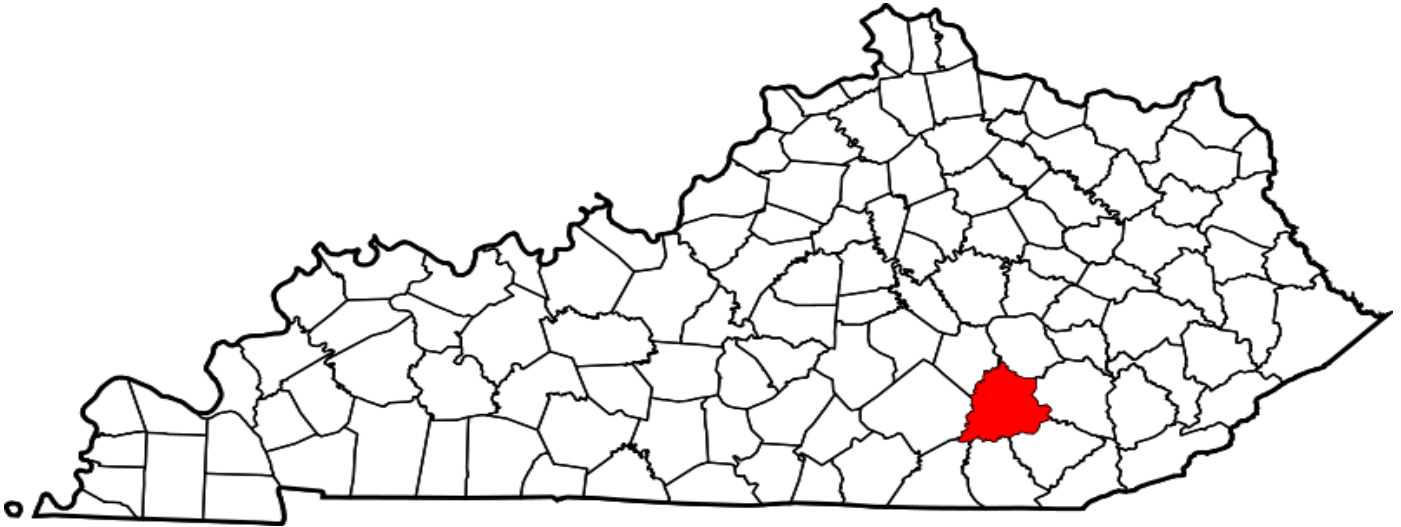
Laurel County

**A CRIME IS COMMITTED IN LAUREL COUNTY
APPROXIMATELY EVERY 3 HOURS**

FULL TIME SWORN LAW ENFORCEMENT EMPLOYEES

Agency	Male	Female	Total
STATE POLICE	945	30	975
LAUREL COUNTY SHERIFF'S OFFICE	35	0	35
LONDON POLICE DEPARTMENT	31	1	32

****Kentucky State Police Troopers may be assigned to multiple counties per post.**



County Seat: London
Population: 60,174
Registered Sex Offenders: 98

LAUREL COUNTY

Group A Offenses	State Police		Sheriff		London PD		All Other Agencies		Total	
By Category	Offenses		Offenses		Offenses		Offenses		Offenses	
	Reported	Cleared	Reported	Cleared	Reported	Cleared	Reported	Cleared	Reported	Cleared
Animal Cruelty	0	0	0	0	0	0	0	0	0	0
Arson	3	1	0	0	0	0	0	0	3	1
Assault Offenses	70	64	113	56	42	15	1	1	226	136
Bribery	0	0	1	0	0	0	0	0	1	0
Burglary/Breaking and Entering	29	6	191	4	41	8	0	0	261	18
Counterfeiting/Forgery	6	2	68	0	33	2	183	183	290	187
Destruction/Damage/Vandalism Of Property	21	10	90	5	37	7	2	1	150	23
Drug/Narcotic Offenses	237	204	185	48	291	204	10	10	723	466
Extortion/Blackmail	0	0	0	0	0	0	0	0	0	0
Fraud Offenses	78	73	81	0	37	3	2	1	198	77
Gambling Offenses	0	0	0	0	0	0	0	0	0	0
Homicide Offenses	3	1	6	5	1	1	0	0	10	7
Human Trafficking	0	0	0	0	0	0	0	0	0	0
Kidnapping/Abduction	3	3	7	2	4	1	0	0	14	6
Larceny/Theft Offenses	54	18	376	4	304	88	0	0	734	110
Motor Vehicle Theft	25	7	129	4	42	1	0	0	196	12
Pornography/Obscene Material	4	2	0	0	0	0	0	0	4	2
Prostitution Offenses	0	0	0	0	0	0	0	0	0	0
Robbery	1	1	11	3	8	1	0	0	20	5
Sex Offenses, Forcible	21	15	14	5	6	4	0	0	41	24
Sex Offenses, Nonforcible	1	1	1	0	4	4	0	0	6	5
Stolen Property Offenses (Receiving, etc.)	16	9	6	2	25	4	0	0	47	15
Weapon Law Violations	11	9	16	7	23	16	2	2	52	34
Total	583	426	1295	145	898	359	200	198	2976	1128

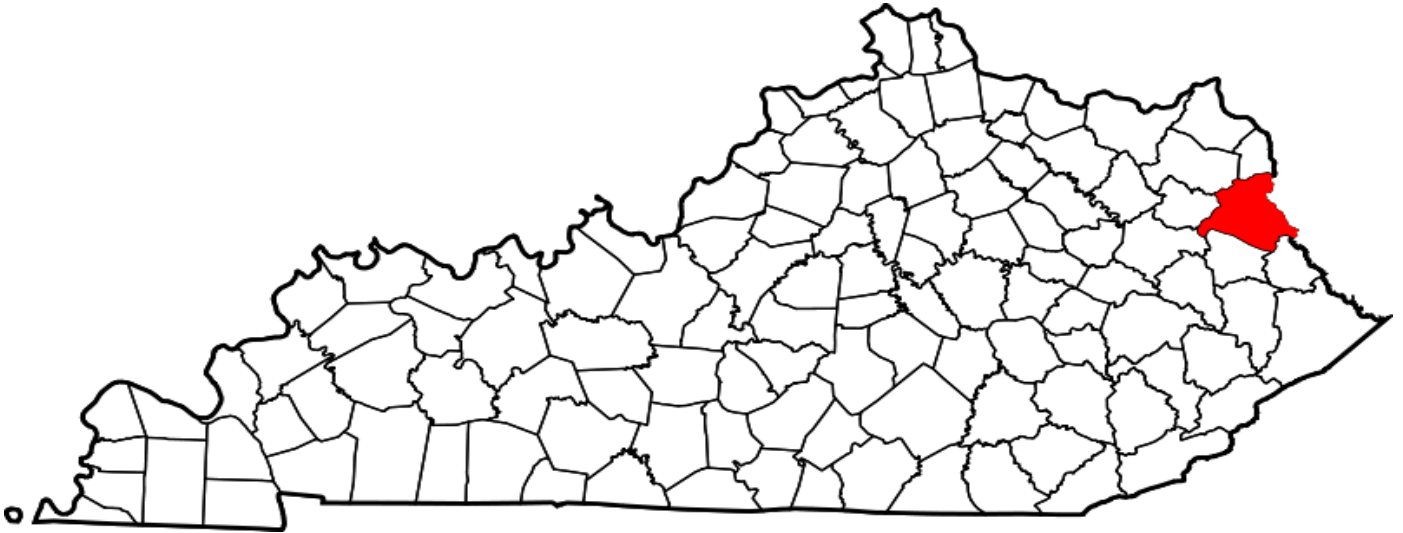
Lawrence County

**A CRIME IS COMMITTED IN LAWRENCE COUNTY
APPROXIMATELY EVERY 24 HOURS**

FULL TIME SWORN LAW ENFORCEMENT EMPLOYEES

Agency	Male	Female	Total
STATE POLICE	945	30	975
LAWRENCE COUNTY SHERIFF'S OFFICE	6	0	6
LOUISA POLICE DEPARTMENT	6	0	6

****Kentucky State Police Troopers may be assigned to multiple counties per post.**



County Seat: Louisa
Population: 15,719
Registered Sex Offenders: 31

LAWRENCE COUNTY

Group A Offenses	State Police		Sheriff		Louisa		All Other Agencies		Total	
By Category	Offenses		Offenses		Offenses		Offenses		Offenses	
	Reported	Cleared	Reported	Cleared	Reported	Cleared	Reported	Cleared	Reported	Cleared
Animal Cruelty	0	0	0	0	0	0	0	0	0	0
Arson	0	0	0	0	0	0	1	0	1	0
Assault Offenses	10	8	6	5	4	0	0	0	20	13
Bribery	0	0	0	0	0	0	0	0	0	0
Burglary/Breaking and Entering	19	2	19	0	8	2	1	0	47	4
Counterfeiting/Forgery	3	1	1	0	18	0	0	0	22	1
Destruction/Damage/Vandalism Of Property	6	3	1	0	3	0	1	0	11	3
Drug/Narcotic Offenses	14	7	48	26	70	27	0	0	132	60
Extortion/Blackmail	0	0	0	0	0	0	0	0	0	0
Fraud Offenses	3	0	3	0	1	1	0	0	7	1
Gambling Offenses	0	0	0	0	0	0	0	0	0	0
Homicide Offenses	2	2	0	0	0	0	0	0	2	2
Human Trafficking	1	0	0	0	0	0	0	0	1	0
Kidnapping/Abduction	0	0	0	0	1	0	0	0	1	0
Larceny/Theft Offenses	7	3	20	1	16	4	1	0	44	8
Motor Vehicle Theft	3	1	11	0	6	0	0	0	20	1
Pornography/Obscene Material	3	3	0	0	1	1	0	0	4	4
Prostitution Offenses	0	0	0	0	0	0	0	0	0	0
Robbery	0	0	0	0	2	0	0	0	2	0
Sex Offenses, Forcible	15	6	0	0	0	0	0	0	15	6
Sex Offenses, Nonforcible	1	0	0	0	0	0	0	0	1	0
Stolen Property Offenses (Receiving, etc.)	4	3	4	4	2	0	0	0	10	7
Weapon Law Violations	5	4	3	2	1	1	0	0	9	7
Total	96	43	116	38	133	36	4	0	349	117

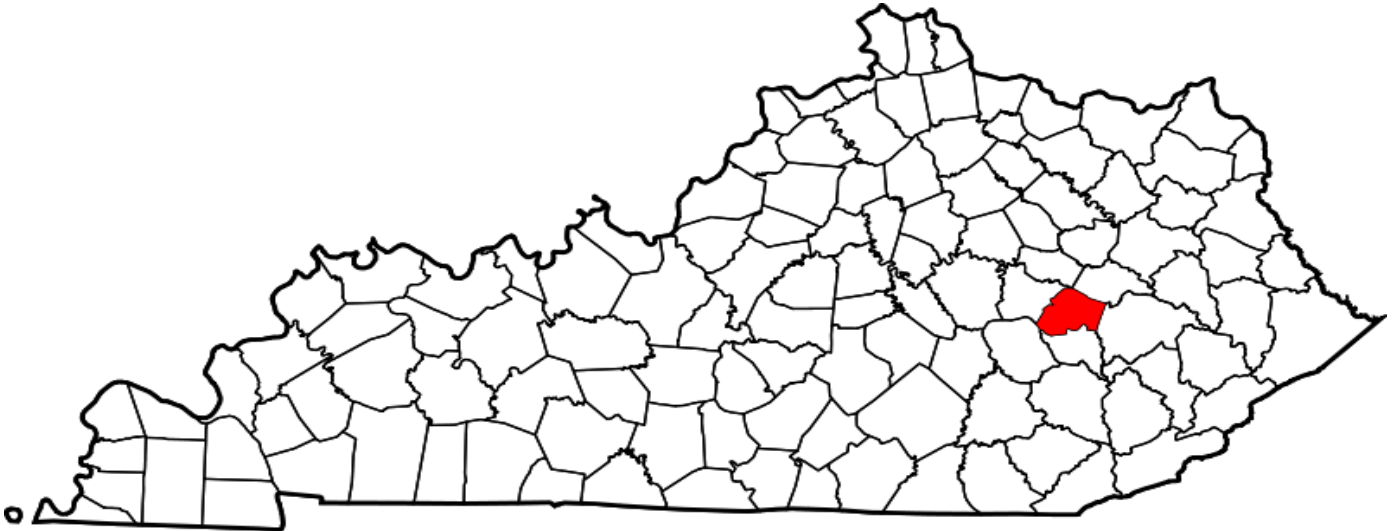
Lee County

**A CRIME IS COMMITTED IN LEE COUNTY
APPROXIMATELY EVERY 1.6 DAYS**

FULL TIME SWORN LAW ENFORCEMENT EMPLOYEES

Agency	Male	Female	Total
STATE POLICE	945	30	975
LEE COUNTY SHERIFF'S OFFICE	1	0	1
BEATTYVILLE POLICE DEPARTMENT	5	0	5

**Kentucky State Police Troopers may be assigned to multiple counties per post.



County Seat: Beattyville
Population: 6,570
Registered Sex Offenders: 15

LEE COUNTY

Group A Offenses	State Police		Sheriff		Beattyville		All Other Agencies		Total	
By Category	Offenses		Offenses		Offenses		Offenses		Offenses	
	Reported	Cleared	Reported	Cleared	Reported	Cleared	Reported	Cleared	Reported	Cleared
Animal Cruelty	0	0	0	0	0	0	0	0	0	0
Arson	3	0	0	0	0	0	0	0	3	0
Assault Offenses	20	11	0	0	16	16	1	1	37	28
Bribery	0	0	0	0	0	0	0	0	0	0
Burglary/Breaking and Entering	6	0	7	6	5	3	0	0	18	9
Counterfeiting/Forgery	0	0	0	0	2	1	0	0	2	1
Destruction/Damage/Vandalism Of Property	4	1	5	3	5	3	0	0	14	7
Drug/Narcotic Offenses	33	22	0	0	47	42	3	3	83	67
Extortion/Blackmail	0	0	0	0	0	0	0	0	0	0
Fraud Offenses	1	1	0	0	2	1	0	0	3	2
Gambling Offenses	0	0	0	0	0	0	0	0	0	0
Homicide Offenses	2	1	0	0	0	0	0	0	2	1
Human Trafficking	0	0	0	0	0	0	0	0	0	0
Kidnapping/Abduction	0	0	0	0	1	1	0	0	1	1
Larceny/Theft Offenses	7	1	11	11	1	1	0	0	19	13
Motor Vehicle Theft	1	0	9	9	6	0	0	0	16	9
Pornography/Obscene Material	1	0	0	0	0	0	0	0	1	0
Prostitution Offenses	0	0	0	0	0	0	0	0	0	0
Robbery	0	0	0	0	0	0	0	0	0	0
Sex Offenses, Forcible	10	2	0	0	0	0	0	0	10	2
Sex Offenses, Nonforcible	2	0	0	0	0	0	0	0	2	0
Stolen Property Offenses (Receiving, etc.)	3	2	2	0	1	1	0	0	6	3
Weapon Law Violations	1	1	0	0	5	4	0	0	6	5
Total	94	42	34	29	91	73	4	4	223	148

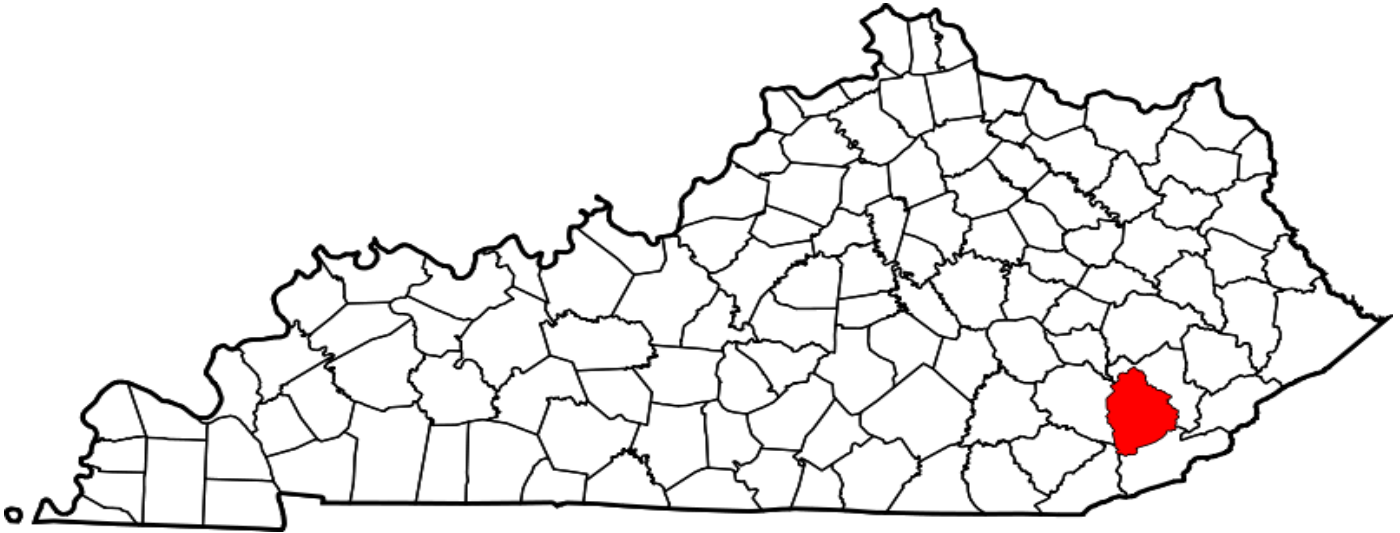
Leslie County

**A CRIME IS COMMITTED IN LESLIE COUNTY
APPROXIMATELY EVERY 6 DAYS**

FULL TIME SWORN LAW ENFORCEMENT EMPLOYEES

Agency	Male	Female	Total
STATE POLICE	945	30	975
LESLIE COUNTY SHERIFF'S OFFICE	6	0	6
HYDEN POLICE DEPARTMENT	1	0	1

****Kentucky State Police Troopers may be assigned to multiple counties per post.**



County Seat: Hyden
Population: 10,334
Registered Sex Offenders: 14

LESLIE COUNTY

Group A Offenses	State Police		Sheriff		Hyden		All Other Agencies		Total	
By Category	Offenses		Offenses		Offenses		Offenses		Offenses	
	Reported	Cleared	Reported	Cleared	Reported	Cleared	Reported	Cleared	Reported	Cleared
Animal Cruelty	0	0	0	0	0	0	0	0	0	0
Arson	0	0	0	0	0	0	0	0	0	0
Assault Offenses	10	8	5	5	0	0	0	0	15	13
Bribery	0	0	0	0	0	0	0	0	0	0
Burglary/Breaking and Entering	3	1	0	0	0	0	0	0	3	1
Counterfeiting/Forgery	2	2	0	0	0	0	0	0	2	2
Destruction/Damage/Vandalism Of Property	1	1	0	0	0	0	0	0	1	1
Drug/Narcotic Offenses	14	6	0	0	0	0	0	0	14	6
Extortion/Blackmail	0	0	0	0	0	0	0	0	0	0
Fraud Offenses	0	0	0	0	0	0	0	0	0	0
Gambling Offenses	0	0	0	0	0	0	0	0	0	0
Homicide Offenses	0	0	0	0	0	0	0	0	0	0
Human Trafficking	1	1	0	0	0	0	0	0	1	1
Kidnapping/Abduction	0	0	0	0	0	0	0	0	0	0
Larceny/Theft Offenses	6	0	3	0	0	0	0	0	9	0
Motor Vehicle Theft	1	1	0	0	0	0	0	0	1	1
Pornography/Obscene Material	0	0	0	0	0	0	0	0	0	0
Prostitution Offenses	0	0	0	0	0	0	0	0	0	0
Robbery	1	1	0	0	0	0	0	0	1	1
Sex Offenses, Forcible	10	7	0	0	0	0	0	0	10	7
Sex Offenses, Nonforcible	1	0	0	0	0	0	0	0	1	0
Stolen Property Offenses (Receiving, etc.)	1	1	0	0	0	0	0	0	1	1
Weapon Law Violations	0	0	0	0	0	0	0	0	0	0
Total	51	29	8	5	0	0	0	0	59	34

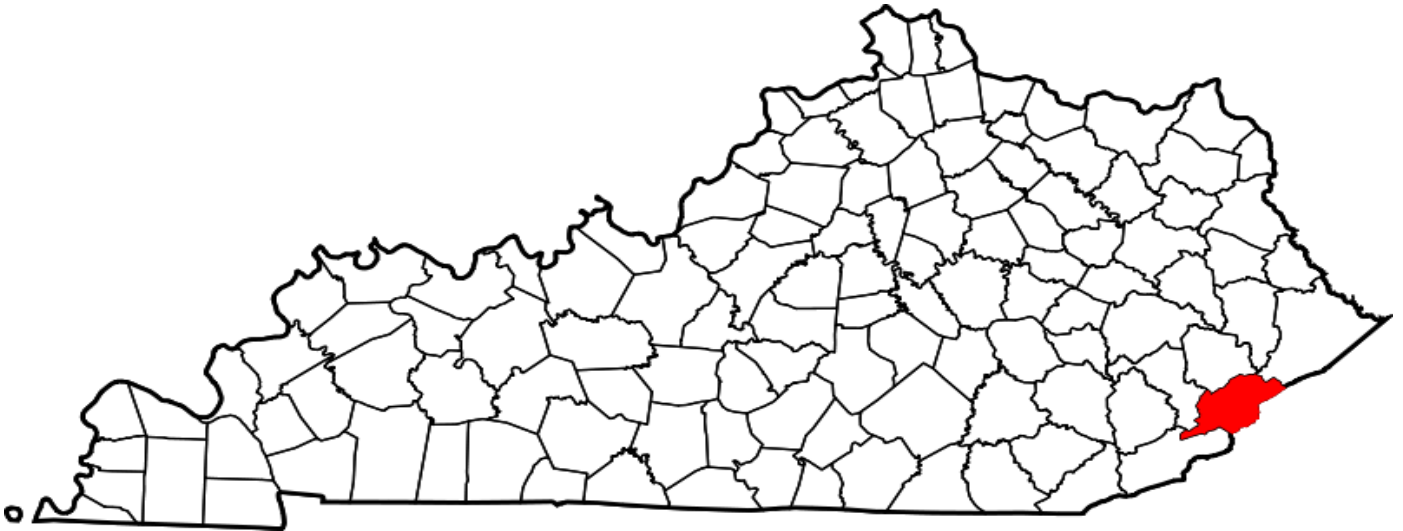
Letcher County

**A CRIME IS COMMITTED IN LETCHER COUNTY
APPROXIMATELY EVERY 24 HOURS**

FULL TIME SWORN LAW ENFORCEMENT EMPLOYEES

Agency	Male	Female	Total
STATE POLICE	945	30	975
LETCHER COUNTY SHERIFF'S OFFICE	3	1	4
JENKINS POLICE DEPARTMENT	3	0	3
FLEMING-NEON POLICE DEPARTMENT	2	0	2
WHITESBURG POLICE DEPARTMENT	5	1	6

****Kentucky State Police Troopers may be assigned to multiple counties per post.**



County Seat: Whitesburg
Population: 22,339
Registered Sex Offenders: 40

LETCHER COUNTY

Group A Offenses	State Police		Sheriff		Jenkins		Fleming-Neon		Whitesburg PD		All Other Agencies		Total	
By Category	Offenses		Offenses		Offenses		Offenses		Offenses		Offenses		Offenses	
	Reported	Cleared	Reported	Cleared	Reported	Cleared	Reported	Cleared	Reported	Cleared	Reported	Cleared	Reported	Cleared
Animal Cruelty	0	0	1	1	0	0	0	0	0	0	0	0	1	1
Arson	0	0	0	0	0	0	0	0	0	0	0	0	0	0
Assault Offenses	55	34	4	3	2	2	0	0	0	0	0	0	61	39
Bribery	0	0	1	0	1	1	0	0	0	0	0	0	2	1
Burglary/Breaking and Entering	13	1	9	2	0	0	0	0	0	0	0	0	22	3
Counterfeiting/Forgery	1	0	0	0	0	0	0	0	0	0	0	0	1	0
Destruction/Damage/Vandalism Of Property	14	7	1	0	1	0	0	0	1	0	0	0	17	7
Drug/Narcotic Offenses	162	108	16	14	6	6	0	0	3	3	0	0	187	131
Extortion/Blackmail	0	0	0	0	0	0	0	0	0	0	0	0	0	0
Fraud Offenses	1	0	2	0	1	0	0	0	0	0	1	0	5	0
Gambling Offenses	0	0	0	0	0	0	0	0	0	0	0	0	0	0
Homicide Offenses	1	0	0	0	0	0	0	0	0	0	0	0	1	0
Human Trafficking	0	0	0	0	0	0	0	0	0	0	0	0	0	0
Kidnapping/Abduction	4	4	0	0	0	0	0	0	0	0	0	0	4	4
Larceny/Theft Offenses	15	5	10	0	0	0	0	0	1	0	0	0	26	5
Motor Vehicle Theft	4	3	5	2	0	0	0	0	1	0	0	0	10	5
Pornography/Obscene Material	2	2	0	0	0	0	0	0	0	0	0	0	2	2
Prostitution Offenses	0	0	0	0	0	0	0	0	0	0	0	0	0	0
Robbery	2	0	0	0	0	0	0	0	0	0	0	0	2	0
Sex Offenses, Forcible	21	5	1	0	0	0	0	0	0	0	0	0	22	5
Sex Offenses, Nonforcible	0	0	0	0	0	0	0	0	0	0	0	0	0	0
Stolen Property Offenses (Receiving, etc.)	6	2	2	2	0	0	0	0	0	0	0	0	8	4
Weapon Law Violations	4	3	4	4	0	0	0	0	1	1	0	0	9	8
Total	305	174	56	28	11	9	0	0	7	4	1	0	380	215

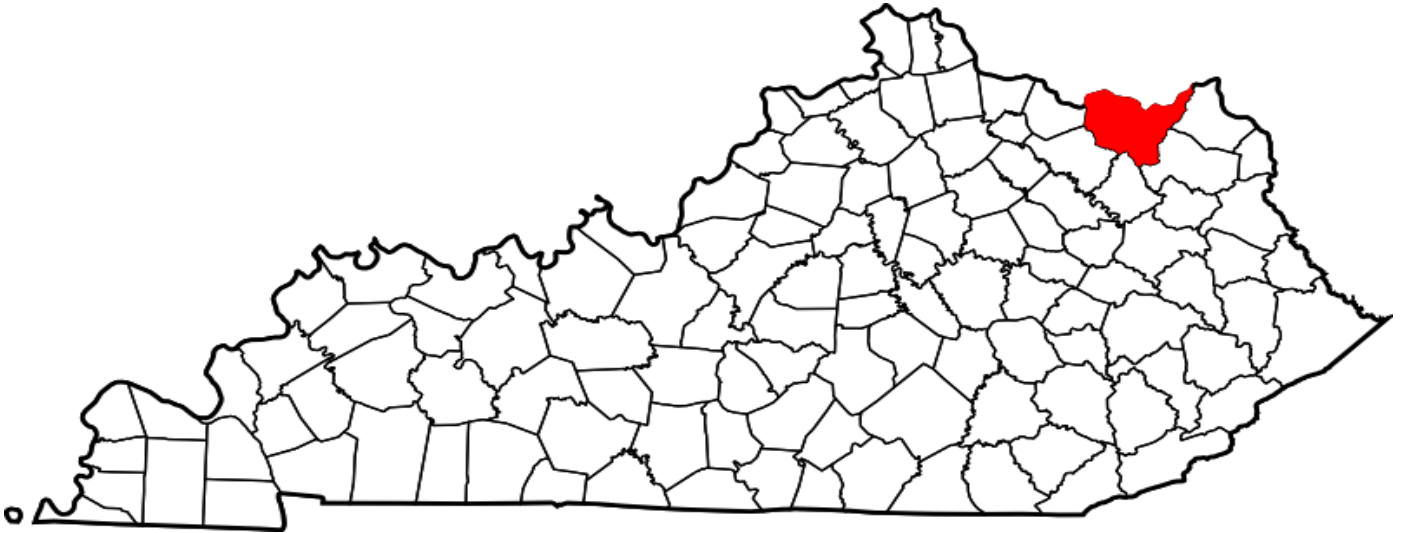
Lewis County

**A CRIME IS COMMITTED IN LEWIS COUNTY
APPROXIMATELY EVERY 1.5 DAYS**

FULL TIME SWORN LAW ENFORCEMENT EMPLOYEES

Agency	Male	Female	Total
STATE POLICE	945	30	975
LEWIS COUNTY SHERIFF'S OFFICE	5	0	5
VANCEBURG POLICE DEPARTMENT	6	0	6

****Kentucky State Police Troopers may be assigned to multiple counties per post.**



County Seat: Vanceburg
Population: 13,339
Registered Sex Offenders: 20

LEWIS COUNTY

Group A Offenses	State Police		Sheriff		Vanceburg		All Other Agencies		Total	
By Category	Offenses		Offenses		Offenses		Offenses		Offenses	
	Reported	Cleared	Reported	Cleared	Reported	Cleared	Reported	Cleared	Reported	Cleared
Animal Cruelty	0	0	0	0	0	0	0	0	0	0
Arson	0	0	0	0	0	0	0	0	0	0
Assault Offenses	6	6	3	2	2	2	0	0	11	10
Bribery	0	0	0	0	0	0	0	0	0	0
Burglary/Breaking and Entering	0	0	4	1	1	0	0	0	5	1
Counterfeiting/Forgery	0	0	0	0	1	0	0	0	1	0
Destruction/Damage/Vandalism Of Property	1	1	2	0	5	1	0	0	8	2
Drug/Narcotic Offenses	26	19	45	4	73	14	0	0	144	37
Extortion/Blackmail	0	0	0	0	0	0	0	0	0	0
Fraud Offenses	1	1	0	0	0	0	0	0	1	1
Gambling Offenses	0	0	0	0	0	0	0	0	0	0
Homicide Offenses	0	0	0	0	0	0	0	0	0	0
Human Trafficking	0	0	0	0	0	0	0	0	0	0
Kidnapping/Abduction	0	0	0	0	0	0	0	0	0	0
Larceny/Theft Offenses	0	0	6	0	6	2	0	0	12	2
Motor Vehicle Theft	1	1	6	1	1	0	0	0	8	2
Pornography/Obscene Material	1	1	0	0	0	0	0	0	1	1
Prostitution Offenses	0	0	0	0	0	0	0	0	0	0
Robbery	0	0	0	0	0	0	0	0	0	0
Sex Offenses, Forcible	40	3	0	0	2	0	0	0	42	3
Sex Offenses, Nonforcible	3	0	0	0	11	11	0	0	14	11
Stolen Property Offenses (Receiving, etc.)	0	0	0	0	0	0	0	0	0	0
Weapon Law Violations	0	0	0	0	0	0	0	0	0	0
Total	79	32	66	8	102	30	0	0	247	70

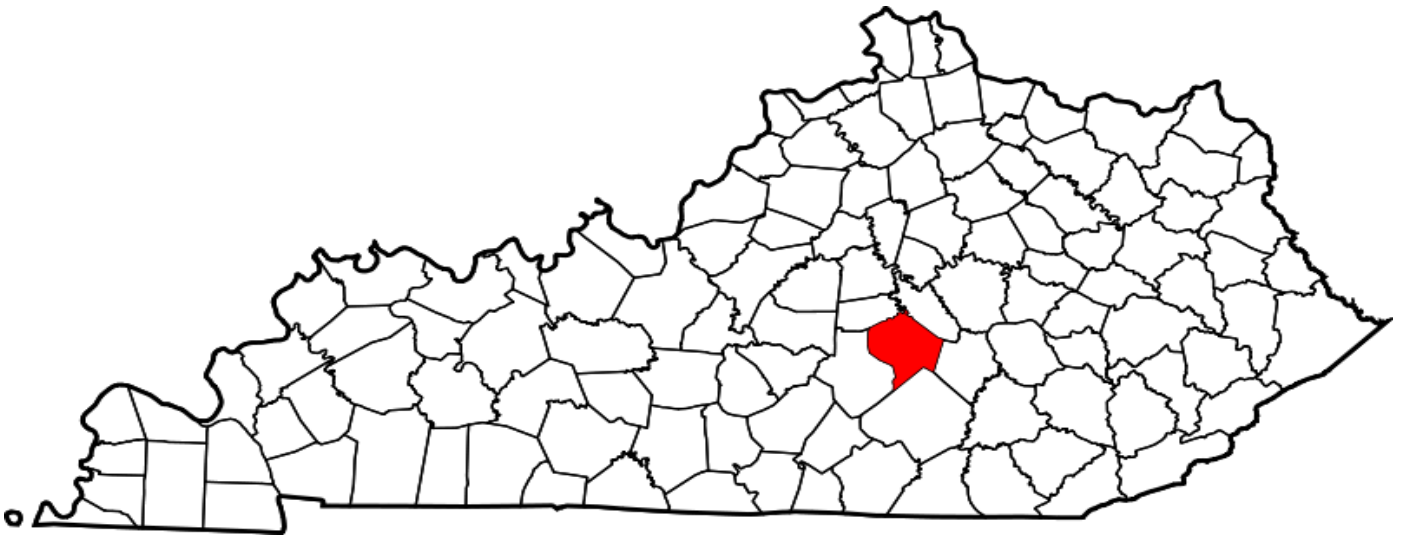
Lincoln County

**A CRIME IS COMMITTED IN LINCOLN COUNTY
APPROXIMATELY EVERY 18 HOURS**

FULL TIME SWORN LAW ENFORCEMENT EMPLOYEES

Agency	Male	Female	Total
STATE POLICE	945	30	975
LINCOLN COUNTY SHERIFF'S OFFICE	7	0	7
STANFORD POLICE DEPARTMENT	12	1	13

****Kentucky State Police Troopers may be assigned to multiple counties per post.**



County Seat: Stanford
Population: 24,456
Registered Sex Offenders: 43

LINCOLN COUNTY

Group A Offenses	State Police		Sheriff		Stanford		All Other Agencies		Total	
By Category	Offenses		Offenses		Offenses		Offenses		Offenses	
	Reported	Cleared	Reported	Cleared	Reported	Cleared	Reported	Cleared	Reported	Cleared
Animal Cruelty	0	0	0	0	0	0	0	0	0	0
Arson	0	0	0	0	0	0	0	0	0	0
Assault Offenses	31	20	10	9	29	21	0	0	70	50
Bribery	0	0	0	0	0	0	0	0	0	0
Burglary/Breaking and Entering	8	0	31	1	12	7	0	0	51	8
Counterfeiting/Forgery	2	1	1	0	3	1	0	0	6	2
Destruction/Damage/Vandalism Of Property	4	2	6	3	8	6	0	0	18	11
Drug/Narcotic Offenses	46	28	48	42	18	18	8	8	120	96
Extortion/Blackmail	0	0	0	0	0	0	0	0	0	0
Fraud Offenses	0	0	25	1	10	9	0	0	35	10
Gambling Offenses	0	0	0	0	0	0	0	0	0	0
Homicide Offenses	0	0	0	0	0	0	0	0	0	0
Human Trafficking	0	0	0	0	0	0	0	0	0	0
Kidnapping/Abduction	0	0	0	0	0	0	0	0	0	0
Larceny/Theft Offenses	11	3	36	5	23	16	0	0	70	24
Motor Vehicle Theft	3	1	27	5	13	3	0	0	43	9
Pornography/Obscene Material	0	0	0	0	1	0	0	0	1	0
Prostitution Offenses	0	0	0	0	0	0	0	0	0	0
Robbery	0	0	3	1	1	1	0	0	4	2
Sex Offenses, Forcible	15	5	1	0	1	0	0	0	17	5
Sex Offenses, Nonforcible	0	0	1	1	0	0	0	0	1	1
Stolen Property Offenses (Receiving, etc.)	4	4	9	4	5	4	0	0	18	12
Weapon Law Violations	5	1	5	5	5	1	0	0	15	7
Total	129	65	203	77	129	87	8	8	469	237

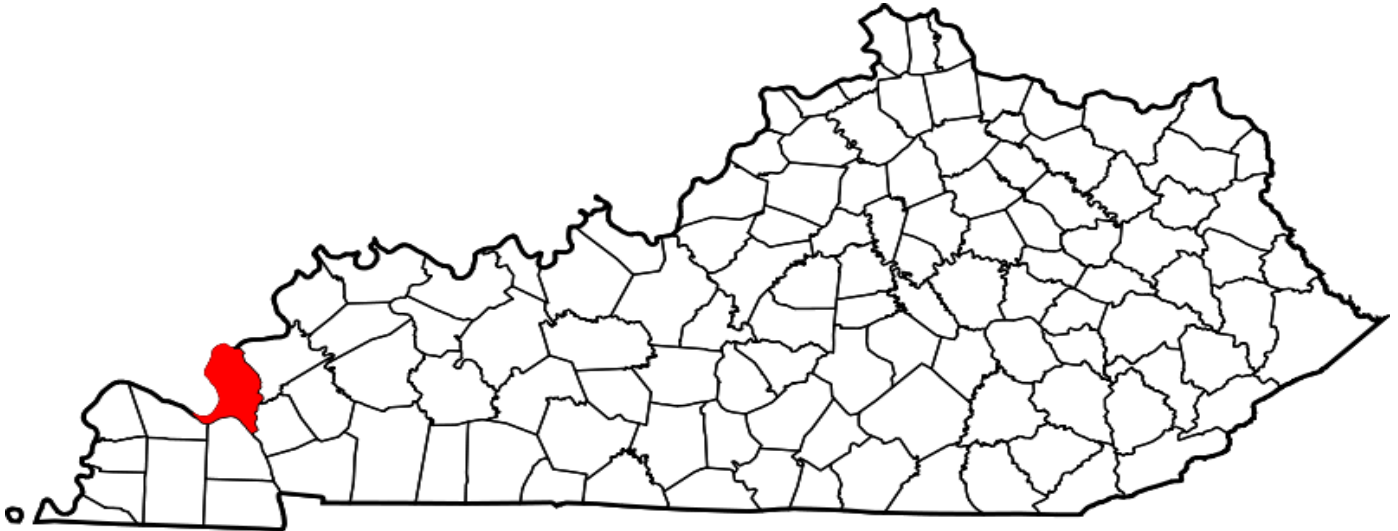
Livingston County

**A CRIME IS COMMITTED IN LIVINGSTON COUNTY
APPROXIMATELY EVERY 24 HOURS**

FULL TIME SWORN LAW ENFORCEMENT EMPLOYEES

Agency	Male	Female	Total
STATE POLICE	945	30	975
LIVINGSTON COUNTY SHERIFF'S OFFICE	5	0	5

****Kentucky State Police Troopers may be assigned to multiple counties per post.**



County Seat: Smithland
Population: 9,269
Registered Sex Offenders: 17

**LIVINGSTON
COUNTY**

Group A Offenses	State Police		Sheriff		All Other Agencies		-		Total	
By Category	Offenses		Offenses		Offenses		Offenses		Offenses	
	Reported	Cleared	Reported	Cleared	Reported	Cleared	Reported	Cleared	Reported	Cleared
Animal Cruelty	0	0	0	0	0	0			0	0
Arson	0	0	2	1	0	0			2	1
Assault Offenses	29	27	48	33	0	0			77	60
Bribery	1	1	0	0	0	0			1	1
Burglary/Breaking and Entering	12	7	28	2	0	0			40	9
Counterfeiting/Forgery	3	3	30	12	0	0			33	15
Destruction/Damage/Vandalism Of Property	3	1	12	1	0	0			15	2
Drug/Narcotic Offenses	45	38	37	32	3	2			85	72
Extortion/Blackmail	0	0	0	0	0	0			0	0
Fraud Offenses	10	10	4	0	0	0			14	10
Gambling Offenses	0	0	0	0	0	0			0	0
Homicide Offenses	1	1	1	0	0	0			2	1
Human Trafficking	0	0	0	0	0	0			0	0
Kidnapping/Abduction	0	0	1	0	0	0			1	0
Larceny/Theft Offenses	9	6	48	5	0	0			57	11
Motor Vehicle Theft	2	1	9	0	0	0			11	1
Pornography/Obscene Material	1	0	1	1	0	0			2	1
Prostitution Offenses	0	0	0	0	0	0			0	0
Robbery	1	1	1	0	0	0			2	1
Sex Offenses, Forcible	21	18	2	1	0	0			23	19
Sex Offenses, Nonforcible	2	1	0	0	0	0			2	1
Stolen Property Offenses (Receiving, etc.)	5	3	4	0	0	0			9	3
Weapon Law Violations	1	1	3	3	0	0			4	4
Total	146	119	231	91	3	2	0	0	380	212

Logan County

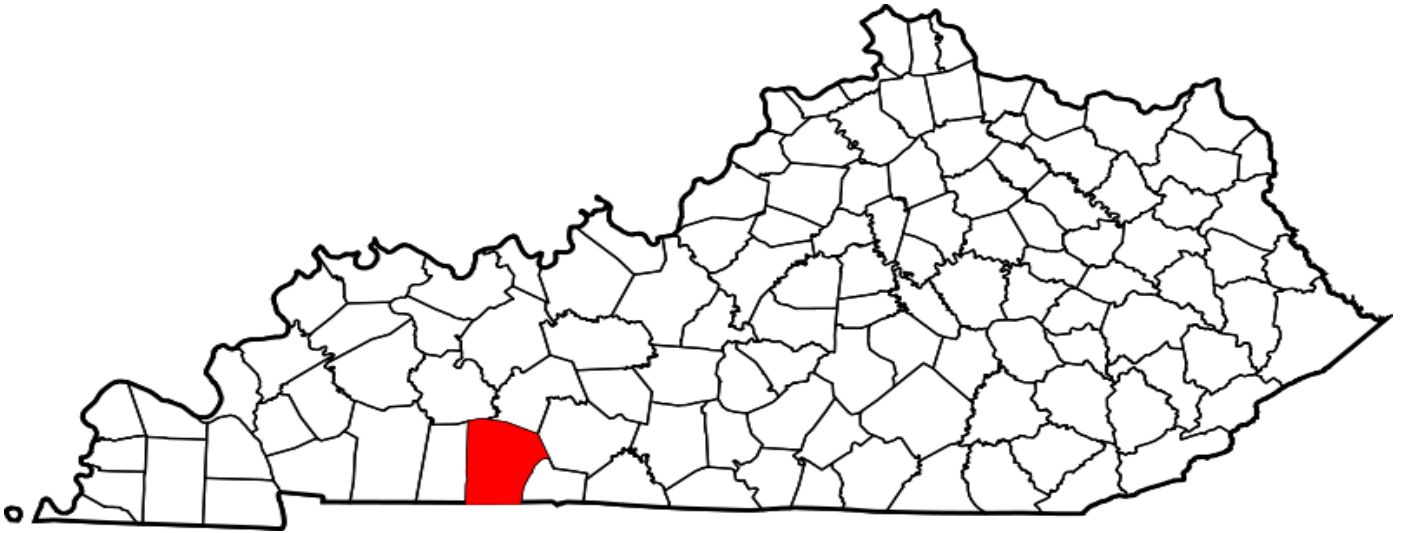
**A CRIME IS COMMITTED IN LOGAN COUNTY
APPROXIMATELY EVERY 4 HOURS**

FULL TIME SWORN LAW ENFORCEMENT EMPLOYEES

Agency	Male	Female	Total
STATE POLICE	945	30	975
LOGAN COUNTY SHERIFF'S OFFICE	16	1	17
RUSSELLVILLE POLICE DEPARTMENT	20	3	23
AUBURN POLICE DEPARTMENT	0	1	1
LEWISBURG POLICE DEPARTMENT	2	0	2
ADAIRVILLE POLICE DEPARTMENT	1	0	1
SOUTH CENTRAL TASK FORCE	7	0	7

**Kentucky State Police Troopers may be assigned to multiple counties per post.

**South Central Kentucky Drug Task Force covers multiple counties.



County Seat: Russellville
Population: 27,060
Registered Sex Offenders: 59

LOGAN COUNTY

Group A Offenses	State Police		Sheriff		Russellville		Auburn		Lewisburg	
By Category	Offenses		Offenses		Offenses		Offenses		Offenses	
	Reported	Cleared	Reported	Cleared	Reported	Cleared	Reported	Cleared	Reported	Cleared
Animal Cruelty	0	0	0	0	1	0	0	0	0	0
Arson	0	0	1	0	1	1	0	0	0	0
Assault Offenses	2	2	99	64	100	32	9	7	2	0
Bribery	0	0	2	0	0	0	0	0	0	0
Burglary/Breaking and Entering	0	0	77	15	49	2	2	0	1	1
Counterfeiting/Forgery	0	0	75	73	70	5	0	0	2	1
Destruction/Damage/Vandalism Of Property	0	0	60	27	61	9	0	0	3	1
Drug/Narcotic Offenses	1	0	396	365	154	83	36	36	0	0
Extortion/Blackmail	0	0	0	0	0	0	0	0	0	0
Fraud Offenses	1	0	18	11	45	7	0	0	0	0
Gambling Offenses	0	0	0	0	0	0	0	0	0	0
Homicide Offenses	0	0	2	0	1	0	0	0	0	0
Human Trafficking	0	0	0	0	0	0	0	0	0	0
Kidnapping/Abduction	0	0	1	0	3	2	0	0	0	0
Larceny/Theft Offenses	1	0	95	17	261	46	2	1	2	0
Motor Vehicle Theft	1	0	13	5	11	3	2	1	0	0
Pornography/Obscene Material	6	6	13	3	1	0	0	0	0	0
Prostitution Offenses	0	0	0	0	0	0	0	0	0	0
Robbery	0	0	1	0	9	1	1	1	0	0
Sex Offenses, Forcible	23	22	175	141	7	1	0	0	0	0
Sex Offenses, Nonforcible	10	10	0	0	1	0	0	0	0	0
Stolen Property Offenses (Receiving, etc.)	0	0	15	10	14	3	2	2	0	0
Weapon Law Violations	0	0	13	11	19	10	1	1	0	0
Total	45	40	1056	742	808	205	55	49	10	3

LOGAN COUNTY

Group A Offenses	South Central TF		Adairville PD		All Other Agencies		-		Total	
By Category	Offenses		Offenses		Offenses		Offenses		Offenses	
	Reported	Cleared	Reported	Cleared	Reported	Cleared	Reported	Cleared	Reported	Cleared
Animal Cruelty	0	0	0	0	0	0			1	0
Arson	0	0	0	0	0	0			2	1
Assault Offenses	0	0	2	0	0	0			214	105
Bribery	0	0	0	0	0	0			2	0
Burglary/Breaking and Entering	0	0	1	0	0	0			130	18
Counterfeiting/Forgery	0	0	0	0	0	0			147	79
Destruction/Damage/Vandalism Of Property	0	0	0	0	0	0			124	37
Drug/Narcotic Offenses	236	122	4	4	0	0			827	610
Extortion/Blackmail	0	0	0	0	0	0			0	0
Fraud Offenses	0	0	0	0	0	0			64	18
Gambling Offenses	0	0	0	0	0	0			0	0
Homicide Offenses	0	0	0	0	0	0			3	0
Human Trafficking	0	0	0	0	0	0			0	0
Kidnapping/Abduction	0	0	0	0	0	0			4	2
Larceny/Theft Offenses	2	2	3	2	0	0			366	68
Motor Vehicle Theft	0	0	0	0	0	0			27	9
Pornography/Obscene Material	0	0	0	0	0	0			20	9
Prostitution Offenses	0	0	0	0	0	0			0	0
Robbery	0	0	0	0	0	0			11	2
Sex Offenses, Forcible	0	0	0	0	0	0			205	164
Sex Offenses, Nonforcible	0	0	0	0	0	0			11	10
Stolen Property Offenses (Receiving, etc.)	1	1	0	0	0	0			32	16
Weapon Law Violations	7	6	0	0	0	0			40	28
Total	246	131	10	6	0	0	0	0	2230	1176

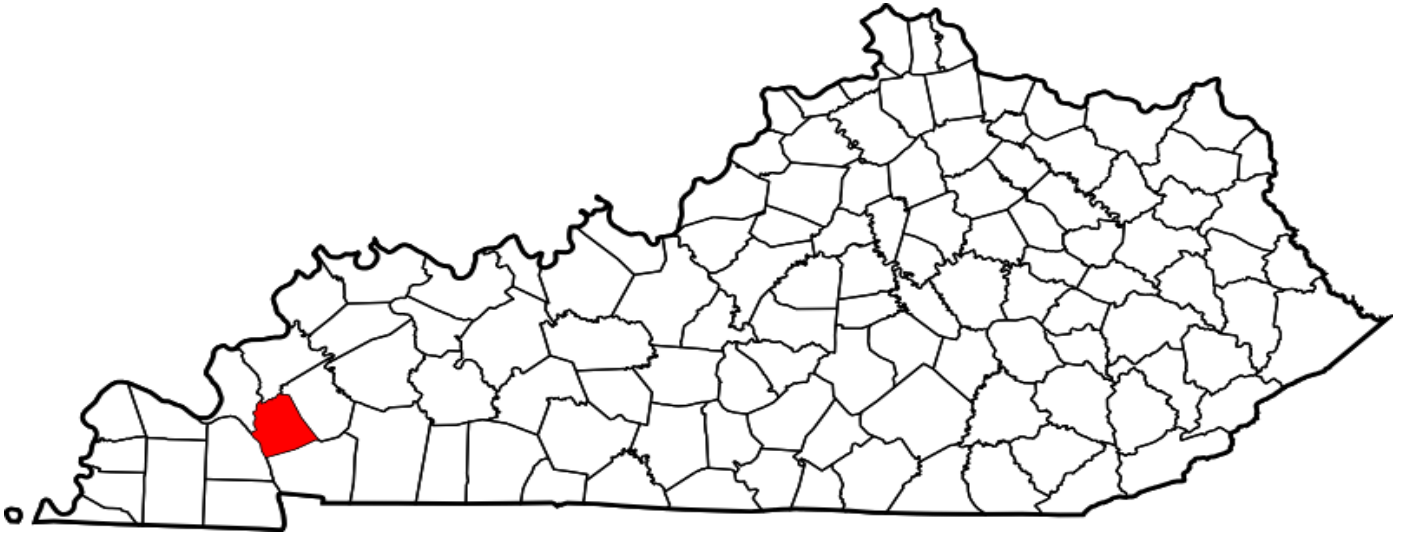
Lyon County

**A CRIME IS COMMITTED IN LYON COUNTY
APPROXIMATELY EVERY 14 HOURS**

FULL TIME SWORN LAW ENFORCEMENT EMPLOYEES

Agency	Male	Female	Total
STATE POLICE	945	30	975
LYON COUNTY SHERIFF'S OFFICE	4	0	4
EDDYVILLE POLICE DEPARTMENT	4	1	5

****Kentucky State Police Troopers may be assigned to multiple counties per post.**



County Seat: Eddyville
Population: 8,082
Registered Sex Offenders: 71

LYON COUNTY

Group A Offenses	State Police		Sheriff		Eddyville		All Other Agencies		Total	
By Category	Offenses		Offenses		Offenses		Offenses		Offenses	
	Reported	Cleared	Reported	Cleared	Reported	Cleared	Reported	Cleared	Reported	Cleared
Animal Cruelty	1	1	0	0	0	0	0	0	1	1
Arson	2	1	0	0	0	0	0	0	2	1
Assault Offenses	50	45	4	2	4	2	0	0	58	49
Bribery	0	0	0	0	0	0	0	0	0	0
Burglary/Breaking and Entering	11	7	16	2	6	0	0	0	33	9
Counterfeiting/Forgery	20	19	1	0	1	1	0	0	22	20
Destruction/Damage/Vandalism Of Property	13	8	6	0	16	5	0	0	35	13
Drug/Narcotic Offenses	245	239	12	12	44	41	24	16	325	308
Extortion/Blackmail	0	0	0	0	0	0	0	0	0	0
Fraud Offenses	1	1	9	0	2	0	0	0	12	1
Gambling Offenses	0	0	0	0	0	0	0	0	0	0
Homicide Offenses	1	1	0	0	0	0	0	0	1	1
Human Trafficking	0	0	0	0	0	0	0	0	0	0
Kidnapping/Abduction	0	0	0	0	0	0	0	0	0	0
Larceny/Theft Offenses	16	7	23	3	51	32	0	0	90	42
Motor Vehicle Theft	6	2	5	0	1	1	0	0	12	3
Pornography/Obscene Material	1	1	0	0	0	0	0	0	1	1
Prostitution Offenses	0	0	0	0	0	0	0	0	0	0
Robbery	0	0	0	0	0	0	0	0	0	0
Sex Offenses, Forcible	5	3	0	0	1	1	0	0	6	4
Sex Offenses, Nonforcible	0	0	0	0	0	0	0	0	0	0
Stolen Property Offenses (Receiving, etc.)	8	5	1	1	1	1	0	0	10	7
Weapon Law Violations	15	15	2	2	2	0	3	2	22	19
Total	395	355	79	22	129	84	27	18	630	479

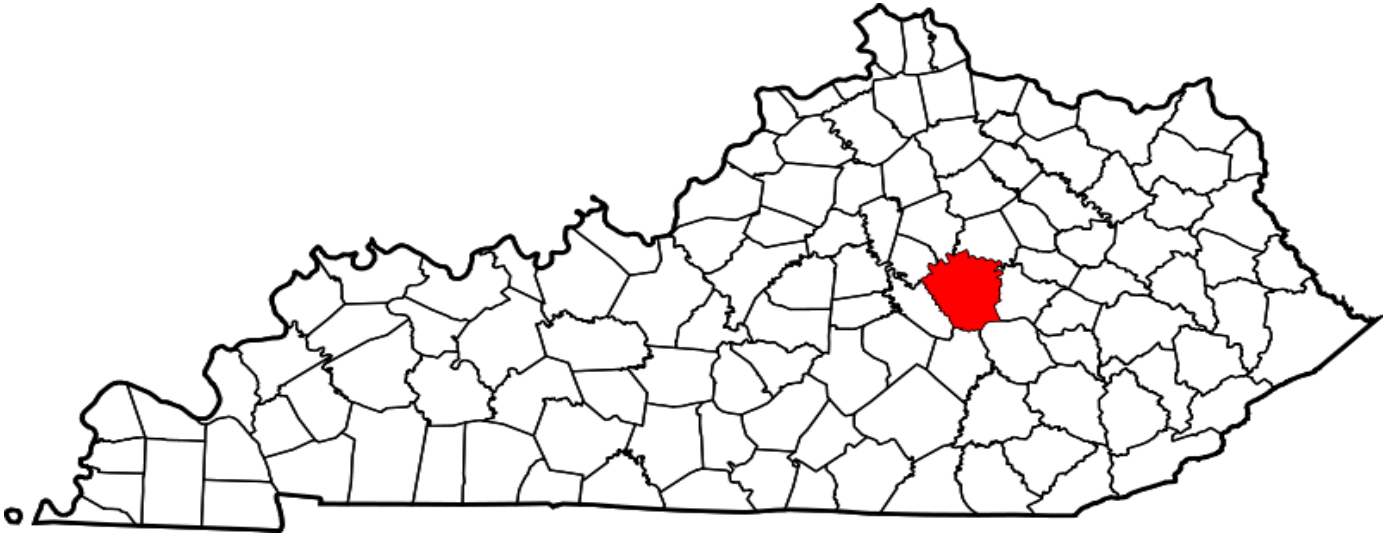
Madison County

**A CRIME IS COMMITTED IN MADISON COUNTY
APPROXIMATELY EVERY 60 MINUTES**

FULL TIME SWORN LAW ENFORCEMENT EMPLOYEES

Agency	Male	Female	Total
STATE POLICE	945	30	975
MADISON COUNTY SHERIFF'S OFFICE	36	5	41
BEREA POLICE DEPARTMENT	33	3	36
RICHMOND POLICE DEPARTMENT	43	4	47
EASTERN KY UNIVERSITY POLICE	20	4	24

****Kentucky State Police Troopers may be assigned to multiple counties per post.**



County Seat: Richmond
Population: 91,226
Registered Sex Offenders: 101

MADISON COUNTY

Group A Offenses	State Police		Sheriff		Berea		Richmond		EKU Police		All Other Agencies		Total	
By Category	Offenses		Offenses		Offenses		Offenses		Offenses		Offenses		Offenses	
	Reported	Cleared	Reported	Cleared	Reported	Cleared	Reported	Cleared	Reported	Cleared	Reported	Cleared	Reported	Cleared
Animal Cruelty	0	0	0	0	1	0	2	2	0	0	0	0	3	2
Arson	1	0	2	0	0	0	3	1	0	0	0	0	6	1
Assault Offenses	127	123	107	68	162	90	415	317	38	11	4	3	853	612
Bribery	0	0	0	0	0	0	0	0	1	0	0	0	1	0
Burglary/Breaking and Entering	57	10	114	2	78	12	239	61	30	4	0	0	518	89
Counterfeiting/Forgery	6	4	9	3	28	0	96	35	1	0	0	0	140	42
Destruction/Damage/Vandalism Of Property	17	8	74	9	69	19	292	85	79	6	0	0	531	127
Drug/Narcotic Offenses	213	184	265	167	190	146	1061	952	39	31	36	34	1804	1514
Extortion/Blackmail	0	0	0	0	0	0	0	0	3	0	0	0	3	0
Fraud Offenses	6	3	30	4	49	10	158	54	13	0	3	2	259	73
Gambling Offenses	1	0	0	0	0	0	0	0	0	0	0	0	1	0
Homicide Offenses	1	0	0	0	1	1	3	1	0	0	0	0	5	2
Human Trafficking	0	0	0	0	0	0	0	0	0	0	0	0	0	0
Kidnapping/Abduction	1	1	3	3	8	6	14	10	1	0	0	0	27	20
Larceny/Theft Offenses	80	19	230	18	272	33	1056	416	180	9	2	2	1820	497
Motor Vehicle Theft	25	6	28	3	37	4	116	26	11	1	0	0	217	40
Pornography/Obscene Material	34	32	1	1	5	3	10	7	0	0	0	0	50	43
Prostitution Offenses	0	0	0	0	0	0	0	0	0	0	0	0	0	0
Robbery	1	0	1	0	11	1	30	18	0	0	0	0	43	19
Sex Offenses, Forcible	11	4	17	6	15	5	48	24	8	0	0	0	99	39
Sex Offenses, Nonforcible	2	1	1	0	2	1	12	11	0	0	0	0	17	13
Stolen Property Offenses (Receiving, etc.)	21	15	31	9	14	11	66	54	0	0	5	5	137	94
Weapon Law Violations	14	14	11	5	10	9	66	66	3	3	5	5	109	102
Total	618	424	924	298	952	351	3687	2140	407	65	55	51	6643	3329

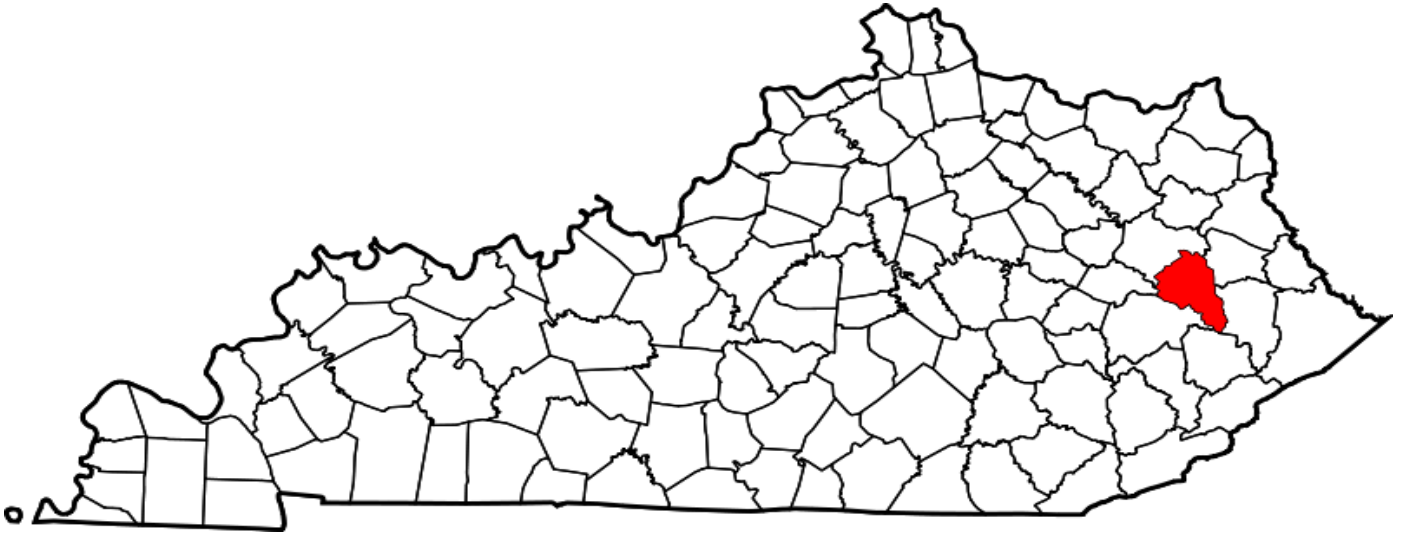
Magoffin County

**A CRIME IS COMMITTED IN MAGOFFIN COUNTY
APPROXIMATELY EVERY 1.5 DAYS**

FULL TIME SWORN LAW ENFORCEMENT EMPLOYEES

Agency	Male	Female	Total
STATE POLICE	945	30	975
MAGOFFIN COUNTY SHERIFF'S OFFICE	3	0	3
SALYERSVILLE POLICE DEPARTMENT	4	0	4

****Kentucky State Police Troopers may be assigned to multiple counties per post.**



County Seat: Salyersville
Population: 12,538
Registered Sex Offenders: 21

MAGOFFIN COUNTY

Group A Offenses	State Police		Sheriff		Salysersville		All Other Agencies		Total	
By Category	Offenses		Offenses		Offenses		Offenses		Offenses	
	Reported	Cleared	Reported	Cleared	Reported	Cleared	Reported	Cleared	Reported	Cleared
Animal Cruelty	0	0	1	0	0	0	1	1	2	1
Arson	0	0	1	0	1	1	0	0	2	1
Assault Offenses	12	7	12	4	4	2	0	0	28	13
Bribery	1	1	0	0	0	0	0	0	1	1
Burglary/Breaking and Entering	7	2	5	0	0	0	0	0	12	2
Counterfeiting/Forgery	0	0	0	0	0	0	0	0	0	0
Destruction/Damage/Vandalism Of Property	3	2	10	3	0	0	0	0	13	5
Drug/Narcotic Offenses	68	47	48	15	28	14	4	3	148	79
Extortion/Blackmail	0	0	0	0	0	0	0	0	0	0
Fraud Offenses	1	0	0	0	0	0	0	0	1	0
Gambling Offenses	1	0	0	0	0	0	0	0	1	0
Homicide Offenses	1	0	0	0	0	0	0	0	1	0
Human Trafficking	0	0	0	0	0	0	0	0	0	0
Kidnapping/Abduction	0	0	0	0	0	0	0	0	0	0
Larceny/Theft Offenses	5	3	2	1	1	0	0	0	8	4
Motor Vehicle Theft	3	1	2	0	0	0	0	0	5	1
Pornography/Obscene Material	0	0	0	0	0	0	0	0	0	0
Prostitution Offenses	0	0	0	0	0	0	0	0	0	0
Robbery	0	0	0	0	0	0	0	0	0	0
Sex Offenses, Forcible	2	0	0	0	0	0	0	0	2	0
Sex Offenses, Nonforcible	0	0	0	0	0	0	0	0	0	0
Stolen Property Offenses (Receiving, etc.)	1	0	8	2	0	0	0	0	9	2
Weapon Law Violations	10	5	4	0	0	0	0	0	14	5
Total	115	68	93	25	34	17	5	4	247	114

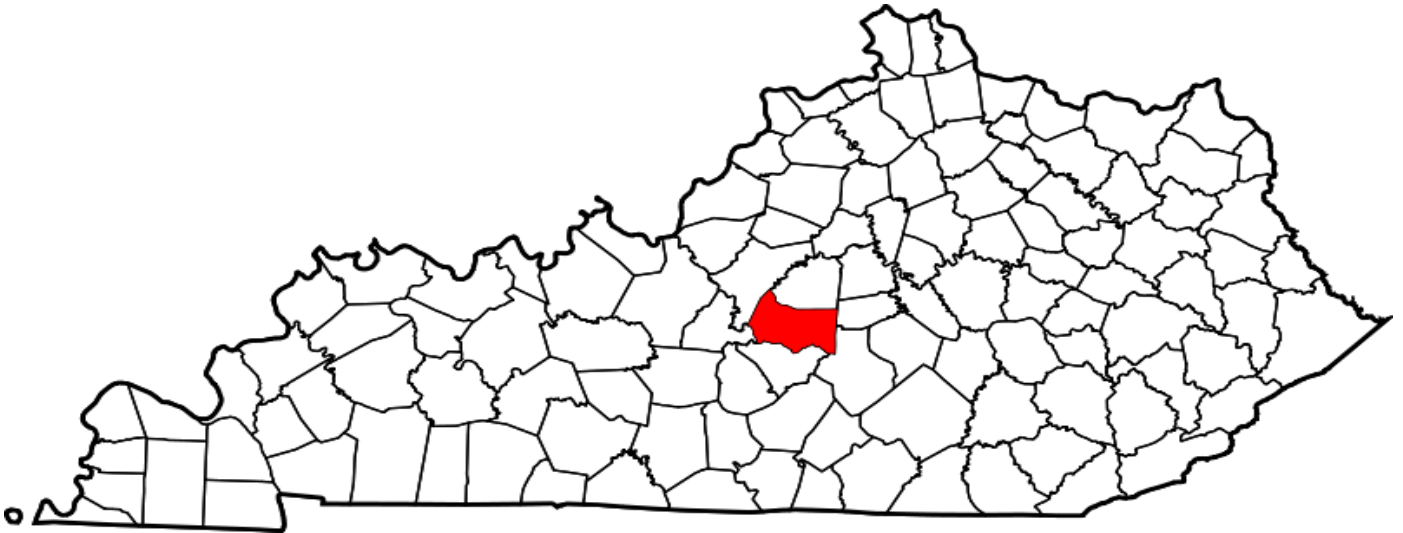
Marion County

**A CRIME IS COMMITTED IN MARION COUNTY
APPROXIMATELY EVERY 10 HOURS**

FULL TIME SWORN LAW ENFORCEMENT EMPLOYEES

Agency	Male	Female	Total
STATE POLICE	945	30	975
MARION COUNTY SHERIFF'S OFFICE	7	0	7
LEBANON POLICE DEPARTMENT	15	0	15

****Kentucky State Police Troopers may be assigned to multiple counties per post.**



County Seat: Lebanon
Population: 19,395
Registered Sex Offenders: 33

MARION COUNTY

Group A Offenses	State Police		Sheriff		Lebanon		All Other Agencies		Total	
By Category	Offenses		Offenses		Offenses		Offenses		Offenses	
	Reported	Cleared	Reported	Cleared	Reported	Cleared	Reported	Cleared	Reported	Cleared
Animal Cruelty	0	0	0	0	0	0	0	0	0	0
Arson	0	0	0	0	0	0	0	0	0	0
Assault Offenses	23	17	7	0	46	26	0	0	76	43
Bribery	0	0	0	0	0	0	0	0	0	0
Burglary/Breaking and Entering	1	0	23	0	29	2	0	0	53	2
Counterfeiting/Forgery	0	0	8	0	118	0	0	0	126	0
Destruction/Damage/Vandalism Of Property	2	1	10	1	37	4	0	0	49	6
Drug/Narcotic Offenses	69	16	41	16	205	125	0	0	315	157
Extortion/Blackmail	0	0	0	0	0	0	0	0	0	0
Fraud Offenses	1	0	7	1	60	2	0	0	68	3
Gambling Offenses	0	0	0	0	0	0	0	0	0	0
Homicide Offenses	0	0	0	0	0	0	0	0	0	0
Human Trafficking	0	0	0	0	0	0	0	0	0	0
Kidnapping/Abduction	0	0	0	0	0	0	0	0	0	0
Larceny/Theft Offenses	2	0	42	1	59	5	0	0	103	6
Motor Vehicle Theft	1	1	11	0	14	3	0	0	26	4
Pornography/Obscene Material	0	0	0	0	1	0	0	0	1	0
Prostitution Offenses	0	0	0	0	0	0	0	0	0	0
Robbery	0	0	0	0	2	0	0	0	2	0
Sex Offenses, Forcible	4	3	0	0	7	0	0	0	11	3
Sex Offenses, Nonforcible	2	0	0	0	0	0	0	0	2	0
Stolen Property Offenses (Receiving, etc.)	0	0	1	0	6	2	0	0	7	2
Weapon Law Violations	4	1	16	10	10	7	0	0	30	18
Total	109	39	166	29	594	176	0	0	869	244

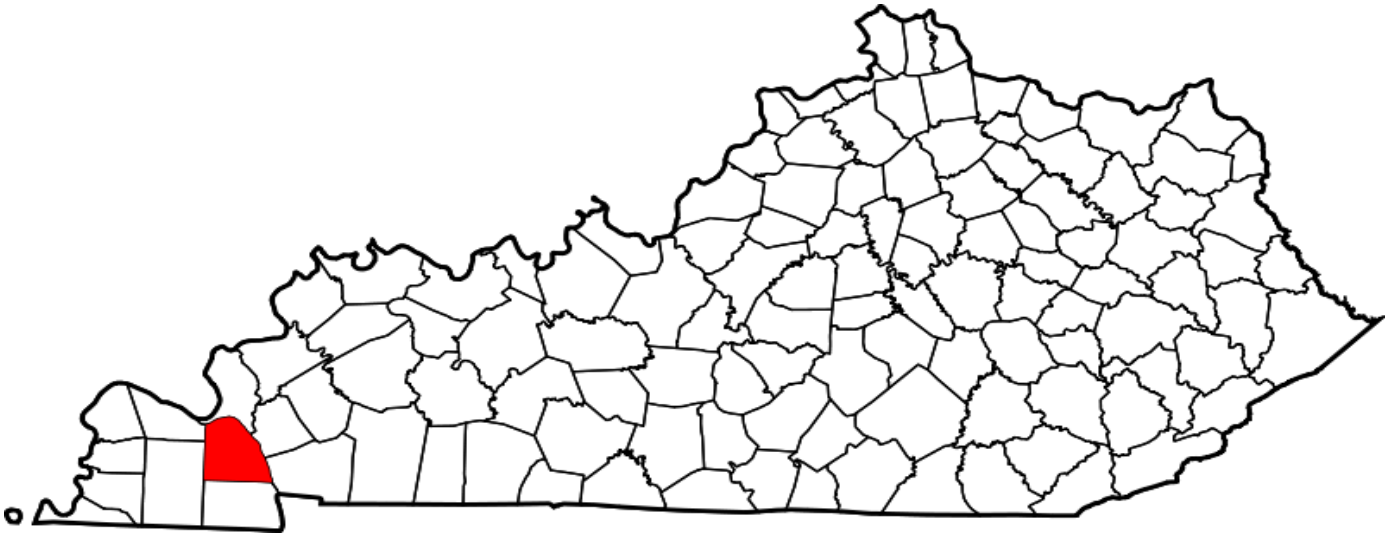
Marshall County

**A CRIME IS COMMITTED IN MARSHALL COUNTY
APPROXIMATELY EVERY 5 HOURS**

FULL TIME SWORN LAW ENFORCEMENT EMPLOYEES

Agency	Male	Female	Total
STATE POLICE	945	30	975
MARSHALL COUNTY SHERIFF'S OFFICE	28	0	28
BENTON POLICE DEPARTMENT	7	0	7
CALVERT CITY POLICE DEPARTMENT	7	0	7

****Kentucky State Police Troopers may be assigned to multiple counties per post.**



County Seat: Benton
Population: 31,382
Registered Sex Offenders: 62

MARSHALL COUNTY

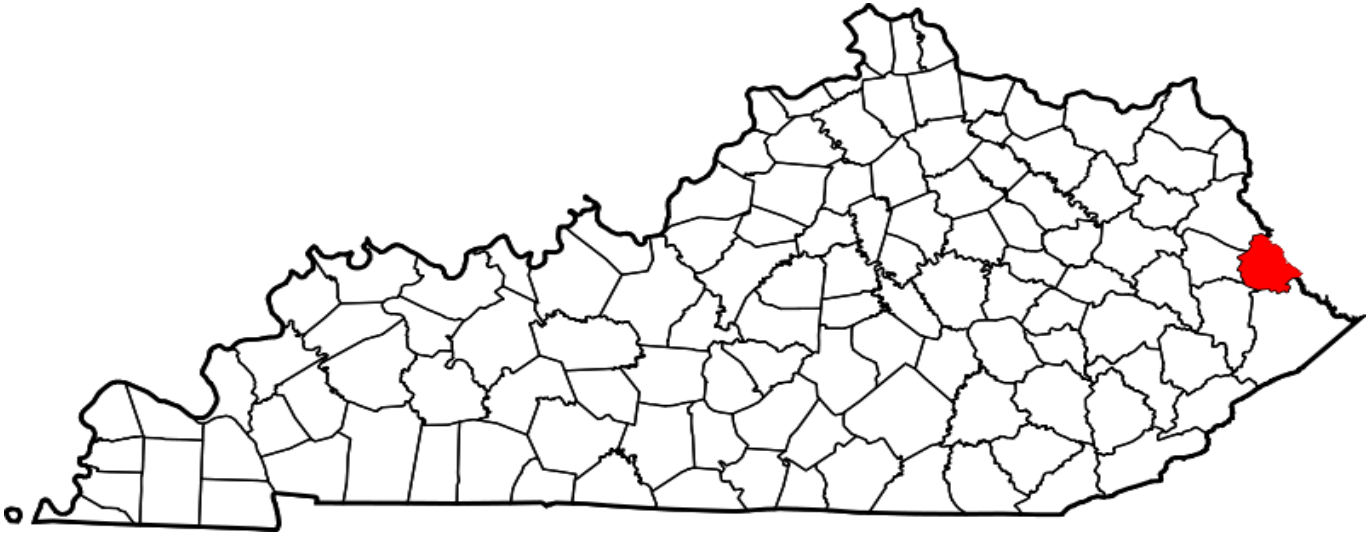
Group A Offenses	State Police		Sheriff		Benton		Calvert City		All Other Agencies		Total	
By Category	Offenses		Offenses		Offenses		Offenses		Offenses		Offenses	
	Reported	Cleared	Reported	Cleared	Reported	Cleared	Reported	Cleared	Reported	Cleared	Reported	Cleared
Animal Cruelty	0	0	1	0	1	1	1	1	0	0	3	2
Arson	1	0	4	0	1	0	0	0	0	0	6	0
Assault Offenses	44	34	143	93	23	9	28	22	1	1	239	159
Bribery	2	2	2	2	0	0	0	0	0	0	4	4
Burglary/Breaking and Entering	5	1	81	13	24	2	6	1	0	0	116	17
Counterfeiting/Forgery	48	41	3	1	6	1	2	1	2	2	61	46
Destruction/Damage/Vandalism Of Property	7	4	65	19	19	4	11	4	4	0	106	31
Drug/Narcotic Offenses	135	127	288	236	51	47	72	70	4	0	550	480
Extortion/Blackmail	4	0	1	1	0	0	0	0	0	0	5	1
Fraud Offenses	36	30	21	1	17	5	7	1	9	8	90	45
Gambling Offenses	0	0	0	0	0	0	0	0	0	0	0	0
Homicide Offenses	0	0	4	2	0	0	0	0	0	0	4	2
Human Trafficking	0	0	0	0	0	0	0	0	0	0	0	0
Kidnapping/Abduction	1	0	1	0	0	0	0	0	0	0	2	0
Larceny/Theft Offenses	20	10	131	18	159	56	42	12	3	2	355	98
Motor Vehicle Theft	2	0	23	6	5	1	3	2	0	0	33	9
Pornography/Obscene Material	3	0	3	0	5	0	0	0	0	0	11	0
Prostitution Offenses	0	0	0	0	0	0	0	0	0	0	0	0
Robbery	2	1	4	2	1	0	0	0	0	0	7	3
Sex Offenses, Forcible	10	3	21	12	0	0	5	3	0	0	36	18
Sex Offenses, Nonforcible	0	0	8	8	0	0	0	0	0	0	8	8
Stolen Property Offenses (Receiving, etc.)	2	2	12	9	4	2	4	1	0	0	22	14
Weapon Law Violations	1	1	18	15	5	4	1	1	0	0	25	21
Total	323	256	834	438	321	132	182	119	23	13	1683	958

Martin County

**A CRIME IS COMMITTED IN MARTIN COUNTY
APPROXIMATELY EVERY 1.5 DAYS**

FULL TIME SWORN LAW ENFORCEMENT EMPLOYEES

Agency	Male	Female	Total
STATE POLICE	945	30	975
MARTIN COUNTY SHERIFF'S OFFICE	7	3	10
INEZ POLICE DEPARTMENT	1	0	1



County Seat: Inez
Population: 11,452
Registered Sex Offenders: 18

MARTIN COUNTY

Group A Offenses	State Police		Sheriff		Inez		All Other Agencies		Total	
By Category	Offenses		Offenses		Offenses		Offenses		Offenses	
	Reported	Cleared	Reported	Cleared	Reported	Cleared	Reported	Cleared	Reported	Cleared
Animal Cruelty	0	0	0	0	0	0	0	0	0	0
Arson	0	0	0	0	0	0	0	0	0	0
Assault Offenses	13	8	11	4	0	0	0	0	24	12
Bribery	0	0	0	0	0	0	0	0	0	0
Burglary/Breaking and Entering	1	0	9	4	0	0	0	0	10	4
Counterfeiting/Forgery	12	12	0	0	0	0	0	0	12	12
Destruction/Damage/Vandalism Of Property	2	2	3	2	0	0	0	0	5	4
Drug/Narcotic Offenses	9	5	122	51	0	0	0	0	131	56
Extortion/Blackmail	0	0	0	0	0	0	0	0	0	0
Fraud Offenses	0	0	5	1	0	0	1	0	6	1
Gambling Offenses	0	0	0	0	0	0	0	0	0	0
Homicide Offenses	0	0	0	0	0	0	0	0	0	0
Human Trafficking	0	0	0	0	0	0	0	0	0	0
Kidnapping/Abduction	1	1	0	0	0	0	0	0	1	1
Larceny/Theft Offenses	3	1	22	12	0	0	0	0	25	13
Motor Vehicle Theft	1	0	6	5	0	0	0	0	7	5
Pornography/Obscene Material	0	0	1	0	0	0	0	0	1	0
Prostitution Offenses	0	0	0	0	0	0	0	0	0	0
Robbery	0	0	0	0	0	0	0	0	0	0
Sex Offenses, Forcible	10	3	0	0	0	0	0	0	10	3
Sex Offenses, Nonforcible	0	0	0	0	0	0	0	0	0	0
Stolen Property Offenses (Receiving, etc.)	1	0	6	2	0	0	0	0	7	2
Weapon Law Violations	1	1	6	5	0	0	0	0	7	6
Total	54	33	191	86	0	0	1	0	246	119

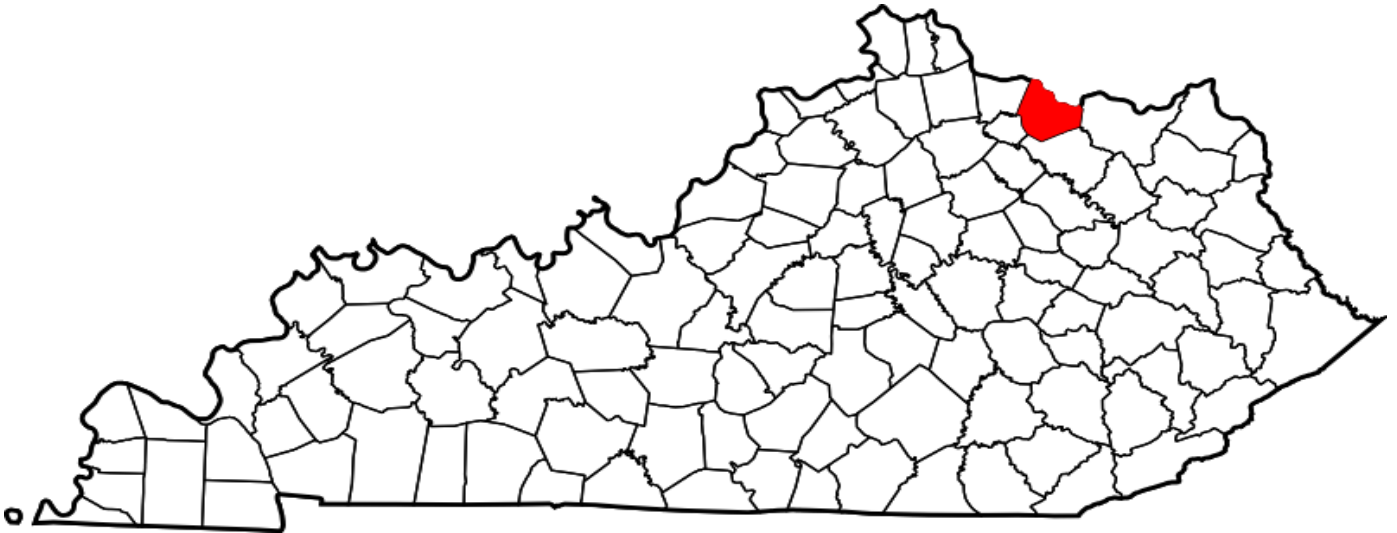
Mason County

**A CRIME IS COMMITTED IN MASON COUNTY
APPROXIMATELY EVERY 7 HOURS**

FULL TIME SWORN LAW ENFORCEMENT EMPLOYEES

Agency	Male	Female	Total
STATE POLICE	945	30	975
MASON COUNTY SHERIFF'S OFFICE	7	0	7
MAYSVILLE POLICE DEPARTMENT	25	0	25

****Kentucky State Police Troopers may be assigned to multiple counties per post.**



County Seat: Maysville
Population: 17,174
Registered Sex Offenders: 34

MASON COUNTY

Group A Offenses	State Police		Sheriff		Maysville		All Other Aencies		Total	
By Category	Offenses		Offenses		Offenses		Offenses		Offenses	
	Reported	Cleared	Reported	Cleared	Reported	Cleared	Reported	Cleared	Reported	Cleared
Animal Cruelty	0	0	0	0	0	0	0	0	0	0
Arson	0	0	0	0	3	0	0	0	3	0
Assault Offenses	2	1	65	35	158	63	0	0	225	99
Bribery	0	0	0	0	0	0	0	0	0	0
Burglary/Breaking and Entering	0	0	31	3	57	6	0	0	88	9
Counterfeiting/Forgery	0	0	2	1	14	4	0	0	16	5
Destruction/Damage/Vandalism Of Property	1	0	20	5	108	8	0	0	129	13
Drug/Narcotic Offenses	16	7	77	61	199	149	0	0	292	217
Extortion/Blackmail	0	0	0	0	0	0	0	0	0	0
Fraud Offenses	1	1	4	2	29	0	1	1	35	4
Gambling Offenses	0	0	0	0	0	0	0	0	0	0
Homicide Offenses	0	0	0	0	0	0	0	0	0	0
Human Trafficking	0	0	0	0	0	0	0	0	0	0
Kidnapping/Abduction	0	0	0	0	3	3	0	0	3	3
Larceny/Theft Offenses	1	0	57	7	287	75	0	0	345	82
Motor Vehicle Theft	0	0	8	2	18	3	0	0	26	5
Pornography/Obscene Material	1	1	0	0	0	0	0	0	1	1
Prostitution Offenses	0	0	0	0	0	0	0	0	0	0
Robbery	0	0	4	3	3	1	0	0	7	4
Sex Offenses, Forcible	5	3	6	3	7	1	0	0	18	7
Sex Offenses, Nonforcible	0	0	2	2	1	0	0	0	3	2
Stolen Property Offenses (Receiving, etc.)	0	0	9	2	5	3	0	0	14	5
Weapon Law Violations	0	0	2	0	5	5	0	0	7	5
Total	27	13	287	126	897	321	1	1	1212	461

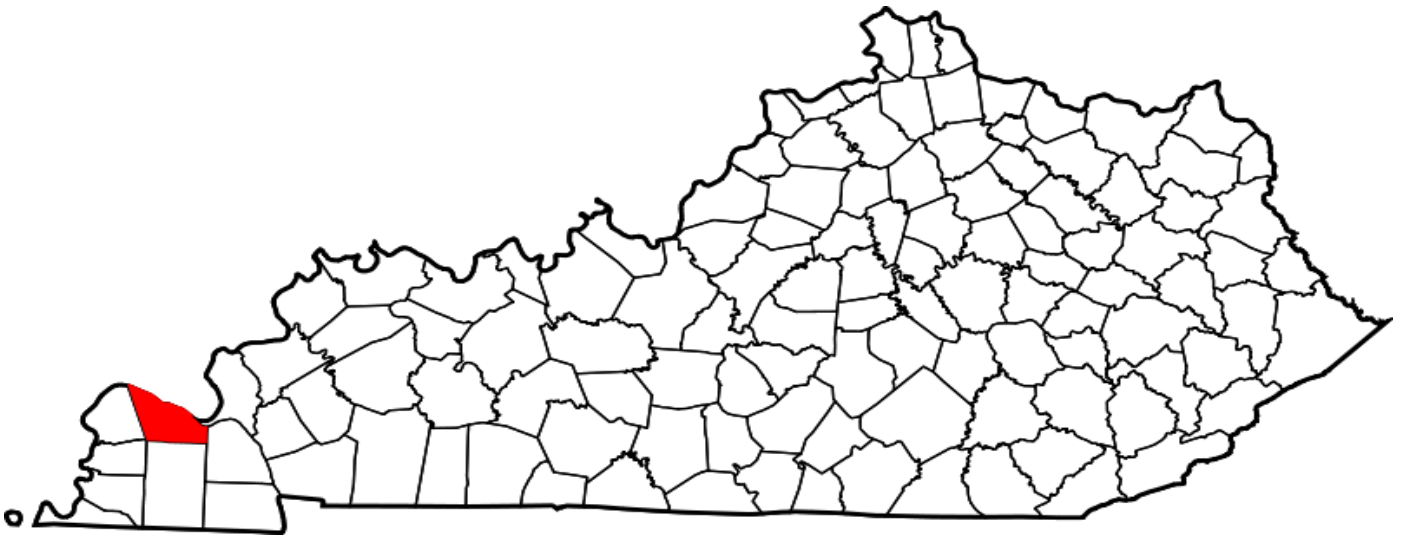
McCracken County

**A CRIME IS COMMITTED IN MCCRACKEN COUNTY
APPROXIMATELY EVERY 60 MINUTES**

FULL TIME SWORN LAW ENFORCEMENT EMPLOYEES

Agency	Male	Female	Total
STATE POLICE	945	30	975
MCCRACKEN COUNTY SHERIFF'S OFFICE	20	0	20
BARKLEY REGIONAL AIRPORT POLICE	2	0	2
PADUCAH POLICE DEPARTMENT	65	6	71
MCCRACKEN CO. SCHOOLS	8	0	8

****Kentucky State Police Troopers may be assigned to multiple counties per post.**



County Seat: Paducah
Population: 65,385
Registered Sex Offenders: 166

MCCRACKEN COUNTY

Group A Offenses	State Police		Sheriff		Barkley Airport PD		Paducah		McCracken Co School		All Other Agencies		Total	
By Category	Offenses		Offenses		Offenses		Offenses		Offenses		Offenses		Offenses	
	Reported	Cleared	Reported	Cleared	Reported	Cleared	Reported	Cleared	Reported	Cleared	Reported	Cleared	Reported	Cleared
Animal Cruelty	0	0	1	0	0	0	3	0	0	0	0	0	4	0
Arson	0	0	0	0	0	0	7	5	0	0	0	0	7	5
Assault Offenses	7	5	521	199	0	0	776	274	9	2	0	0	1313	480
Bribery	0	0	1	1	0	0	0	0	0	0	0	0	1	1
Burglary/Breaking and Entering	0	0	171	25	1	0	166	36	0	0	0	0	338	61
Counterfeiting/Forgery	19	0	91	44	0	0	71	44	0	0	0	0	181	88
Destruction/Damage/Vandalism Of Property	0	0	209	56	1	0	381	59	0	0	0	0	591	115
Drug/Narcotic Offenses	77	46	457	351	0	0	877	786	10	10	0	0	1421	1193
Extortion/Blackmail	0	0	2	1	0	0	1	0	0	0	0	0	3	1
Fraud Offenses	42	1	84	26	0	0	105	39	0	0	1	0	232	66
Gambling Offenses	0	0	0	0	0	0	0	0	0	0	0	0	0	0
Homicide Offenses	0	0	1	0	0	0	1	1	0	0	0	0	2	1
Human Trafficking	0	0	0	0	0	0	0	0	0	0	0	0	0	0
Kidnapping/Abduction	0	0	13	6	0	0	9	5	0	0	0	0	22	11
Larceny/Theft Offenses	7	0	376	63	0	0	1267	340	2	1	1	0	1653	404
Motor Vehicle Theft	0	0	62	16	0	0	96	35	0	0	0	0	158	51
Pornography/Obscene Material	0	0	2	0	0	0	25	1	0	0	0	0	27	1
Prostitution Offenses	0	0	0	0	0	0	6	5	0	0	0	0	6	5
Robbery	0	0	4	2	0	0	27	16	0	0	0	0	31	18
Sex Offenses, Forcible	19	11	44	22	0	0	50	33	0	0	0	0	113	66
Sex Offenses, Nonforcible	0	0	3	1	0	0	3	1	0	0	0	0	6	2
Stolen Property Offenses (Receiving, etc.)	2	1	30	21	0	0	48	37	0	0	0	0	80	59
Weapon Law Violations	4	3	21	17	0	0	49	48	0	0	0	0	74	68
Total	177	67	2093	851	2	0	3968	1765	21	13	2	0	6263	2696

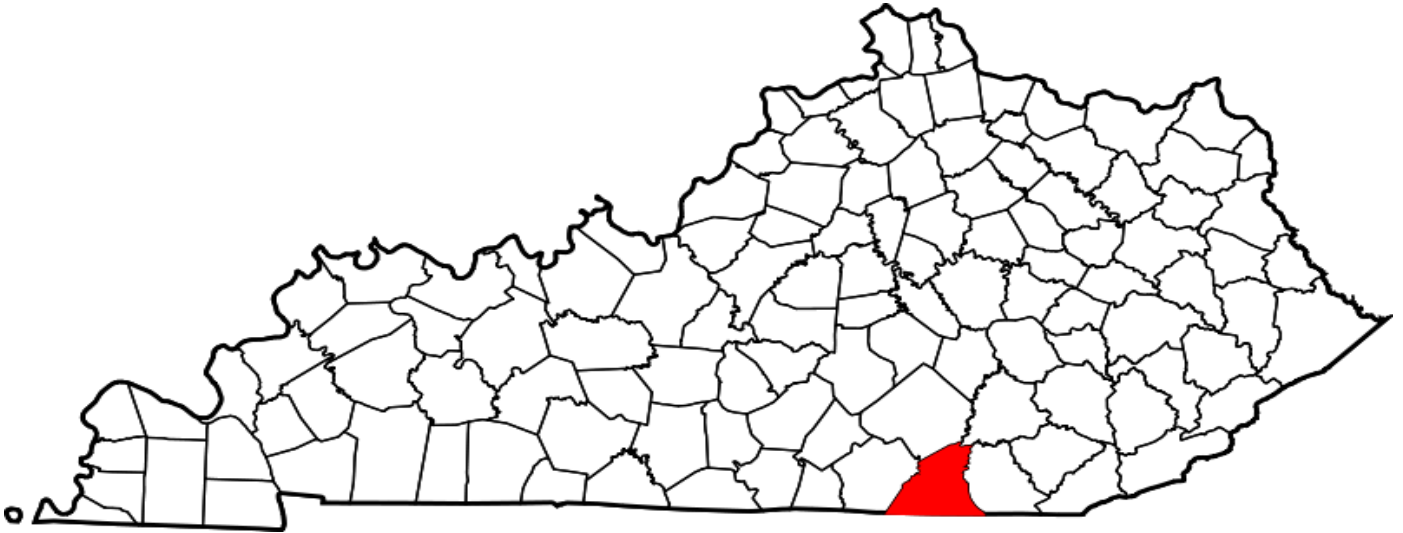
McCreary County

**A CRIME IS COMMITTED IN MCCREARY COUNTY
APPROXIMATELY EVERY 18 HOURS**

FULL TIME SWORN LAW ENFORCEMENT EMPLOYEES

Agency	Male	Female	Total
STATE POLICE	945	30	975
MCCREARY COUNTY SHERIFF'S OFFICE	9	0	9

**Kentucky State Police Troopers may be assigned to multiple counties per post.



County Seat: Whitley City
Population: 17,465
Registered Sex Offenders: 33

**MCCREARY
COUNTY**

Group A Offenses	State Police		Sheriff		All Other Agencies		-		Total	
By Category	Offenses		Offenses		Offenses		Offenses		Offenses	
	Reported	Cleared	Reported	Cleared	Reported	Cleared	Reported	Cleared	Reported	Cleared
Animal Cruelty	0	0	0	0	0	0			0	0
Arson	0	0	0	0	0	0			0	0
Assault Offenses	50	47	25	3	0	0			75	50
Bribery	0	0	0	0	0	0			0	0
Burglary/Breaking and Entering	16	5	7	1	0	0			23	6
Counterfeiting/Forgery	41	41	0	0	0	0			41	41
Destruction/Damage/Vandalism Of Property	7	7	3	1	0	0			10	8
Drug/Narcotic Offenses	95	90	70	26	0	0			165	116
Extortion/Blackmail	0	0	0	0	0	0			0	0
Fraud Offenses	5	4	15	1	0	0			20	5
Gambling Offenses	0	0	0	0	0	0			0	0
Homicide Offenses	3	3	0	0	0	0			3	3
Human Trafficking	0	0	0	0	0	0			0	0
Kidnapping/Abduction	0	0	1	0	0	0			1	0
Larceny/Theft Offenses	47	42	32	1	0	0			79	43
Motor Vehicle Theft	3	0	9	0	0	0			12	0
Pornography/Obscene Material	20	20	0	0	0	0			20	20
Prostitution Offenses	0	0	0	0	0	0			0	0
Robbery	1	0	1	0	0	0			2	0
Sex Offenses, Forcible	8	5	0	0	0	0			8	5
Sex Offenses, Nonforcible	2	2	0	0	0	0			2	2
Stolen Property Offenses (Receiving, etc.)	4	4	1	0	0	0			5	4
Weapon Law Violations	9	9	6	1	0	0			15	10
Total	311	279	170	34	0	0	0	0	481	313

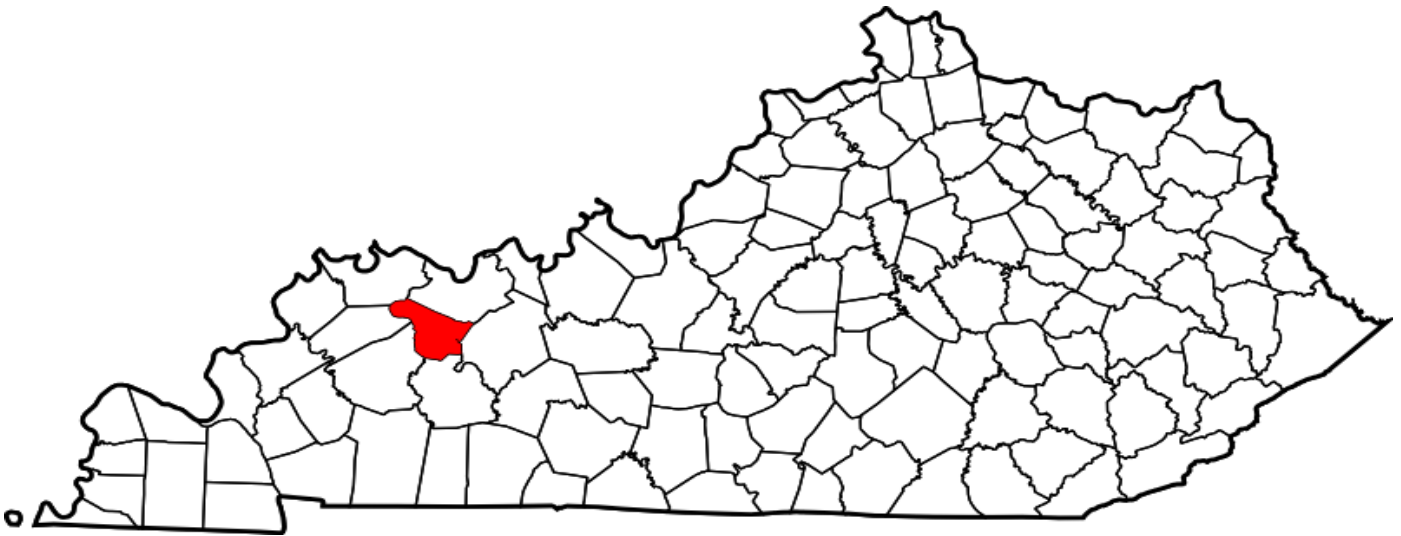
McLean County

**A CRIME IS COMMITTED IN MCLEAN COUNTY
APPROXIMATELY EVERY 1.2 DAYS**

FULL TIME SWORN LAW ENFORCEMENT EMPLOYEES

Agency	Male	Female	Total
STATE POLICE	945	30	975
MCLEAN COUNTY SHERIFF'S OFFICE	13	1	14
MCLEAN COUNTY SCHOOL POLICE	1	0	1

****Kentucky State Police Troopers may be assigned to multiple counties per post.**



County Seat: Calhoun
Population: 9,201
Registered Sex Offenders: 18

MCLEAN COUNTY

Group A Offenses	State Police		Sheriff		McClean Co. School		All Other Agencies		Total	
By Category	Offenses		Offenses		Offenses		Offenses		Offenses	
	Reported	Cleared	Reported	Cleared	Reported	Cleared	Reported	Cleared	Reported	Cleared
Animal Cruelty	0	0	0	0	0	0	0	0	0	0
Arson	0	0	1	1	0	0	0	0	1	1
Assault Offenses	8	7	27	26	0	0	1	0	36	33
Bribery	0	0	0	0	0	0	0	0	0	0
Burglary/Breaking and Entering	5	0	24	8	0	0	0	0	29	8
Counterfeiting/Forgery	3	0	3	1	0	0	0	0	6	1
Destruction/Damage/Vandalism Of Property	0	0	9	3	0	0	0	0	9	3
Drug/Narcotic Offenses	20	18	83	66	0	0	28	19	131	103
Extortion/Blackmail	0	0	0	0	0	0	0	0	0	0
Fraud Offenses	1	0	5	3	0	0	0	0	6	3
Gambling Offenses	0	0	0	0	0	0	0	0	0	0
Homicide Offenses	0	0	0	0	0	0	0	0	0	0
Human Trafficking	0	0	0	0	0	0	0	0	0	0
Kidnapping/Abduction	0	0	0	0	0	0	0	0	0	0
Larceny/Theft Offenses	6	0	33	12	0	0	0	0	39	12
Motor Vehicle Theft	3	1	10	4	0	0	0	0	13	5
Pornography/Obscene Material	0	0	0	0	0	0	0	0	0	0
Prostitution Offenses	0	0	0	0	0	0	0	0	0	0
Robbery	0	0	1	0	0	0	0	0	1	0
Sex Offenses, Forcible	2	2	4	2	0	0	0	0	6	4
Sex Offenses, Nonforcible	0	0	0	0	0	0	0	0	0	0
Stolen Property Offenses (Receiving, etc.)	0	0	5	2	0	0	0	0	5	2
Weapon Law Violations	3	3	11	10	0	0	0	0	14	13
Total	51	31	216	138	0	0	0	0	296	188

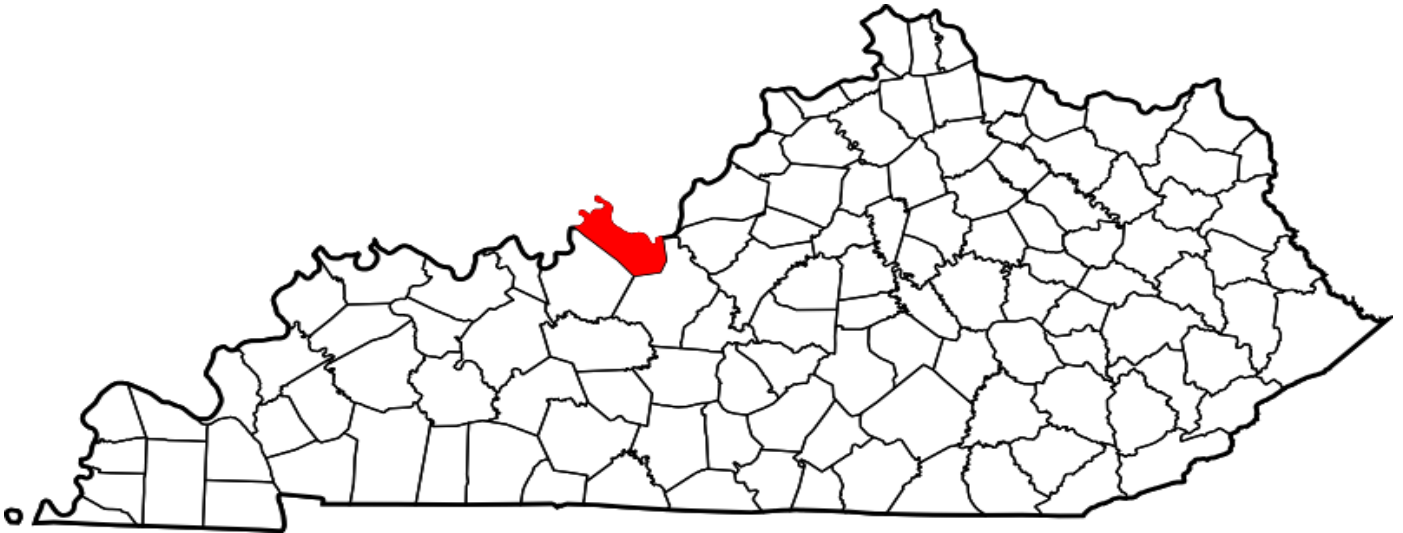
Meade County

**A CRIME IS COMMITTED IN MEADE COUNTY
APPROXIMATELY EVERY 9 HOURS**

FULL TIME SWORN LAW ENFORCEMENT EMPLOYEES

Agency	Male	Female	Total
STATE POLICE	945	30	975
MEADE COUNTY SHERIFF'S OFFICE	10	0	10
BRANDENBURG POLICE DEPARTMENT	5	0	5
MULDRAUGH POLICE DEPARTMENT	3	0	3

****Kentucky State Police Troopers may be assigned to multiple counties per post.**



County Seat: Brandenburg
Population: 28,154
Registered Sex Offenders: 60

MEADE COUNTY

Group A Offenses	State Police		Sheriff		Brandenburg		Muldraugh		All Other Agencies		Total	
By Category	Offenses		Offenses		Offenses		Offenses		Offenses		Offenses	
	Reported	Cleared	Reported	Cleared	Reported	Cleared	Reported	Cleared	Reported	Cleared	Reported	Cleared
Animal Cruelty	1	0	0	0	0	0	0	0	0	0	1	0
Arson	0	0	2	2	0	0	1	1	0	0	3	3
Assault Offenses	16	8	37	18	13	12	12	9	0	0	78	47
Bribery	0	0	0	0	0	0	0	0	0	0	0	0
Burglary/Breaking and Entering	6	1	63	5	6	3	2	2	0	0	77	11
Counterfeiting/Forgery	0	0	15	0	3	2	0	0	0	0	18	2
Destruction/Damage/Vandalism Of Property	2	1	11	3	9	5	6	6	0	0	28	15
Drug/Narcotic Offenses	35	30	113	106	59	59	62	56	0	0	269	251
Extortion/Blackmail	0	0	0	0	0	0	0	0	0	0	0	0
Fraud Offenses	1	1	8	1	7	0	2	1	0	0	18	3
Gambling Offenses	0	0	0	0	0	0	0	0	0	0	0	0
Homicide Offenses	2	0	1	0	0	0	0	0	0	0	3	0
Human Trafficking	0	0	0	0	0	0	0	0	0	0	0	0
Kidnapping/Abduction	1	1	4	3	0	0	1	0	0	0	6	4
Larceny/Theft Offenses	10	4	115	9	24	15	20	5	0	0	169	33
Motor Vehicle Theft	0	0	46	2	9	3	1	0	0	0	56	5
Pornography/Obscene Material	129	119	0	0	0	0	0	0	0	0	129	119
Prostitution Offenses	0	0	0	0	0	0	0	0	0	0	0	0
Robbery	0	0	0	0	0	0	0	0	0	0	0	0
Sex Offenses, Forcible	10	3	0	0	2	0	1	0	0	0	13	3
Sex Offenses, Nonforcible	1	0	0	0	0	0	0	0	0	0	1	0
Stolen Property Offenses (Receiving, etc.)	2	0	6	2	3	1	0	0	0	0	11	3
Weapon Law Violations	3	3	6	6	3	3	5	4	1	1	18	17
Total	219	171	427	157	138	103	113	84	1	1	898	516

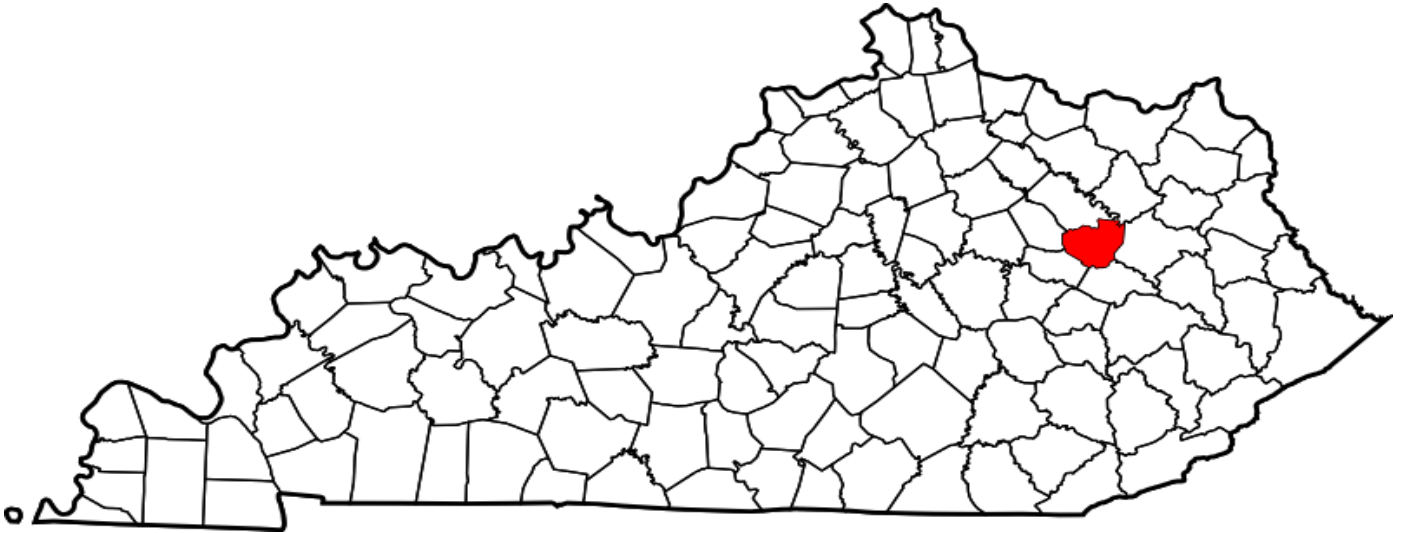
Meniffee County

**A CRIME IS COMMITTED IN MENIFEE COUNTY
APPROXIMATELY EVERY 2.7 DAYS**

FULL TIME SWORN LAW ENFORCEMENT EMPLOYEES

Agency	Male	Female	Total
STATE POLICE	945	0	945
MENIFEE COUNTY SHERIFF'S OFFICE	4	0	4

****Kentucky State Police Troopers may be assigned to multiple counties per post.**



County Seat: Frenchburg
Population: 6,455
Registered Sex Offenders: 11

MENIFEE COUNTY

Group A Offenses	State Police		Sheriff		All Other Agencies		-		Total	
By Category	Offenses		Offenses		Offenses		Offenses		Offenses	
	Reported	Cleared	Reported	Cleared	Reported	Cleared	Reported	Cleared	Reported	Cleared
Animal Cruelty	0	0	0	0	0	0			0	0
Arson	0	0	0	0	0	0			0	0
Assault Offenses	6	4	18	18	0	0			24	22
Bribery	0	0	0	0	0	0			0	0
Burglary/Breaking and Entering	8	0	18	4	0	0			26	4
Counterfeiting/Forgery	0	0	1	1	0	0			1	1
Destruction/Damage/Vandalism Of Property	0	0	12	3	0	0			12	3
Drug/Narcotic Offenses	1	0	24	22	0	0			25	22
Extortion/Blackmail	0	0	0	0	0	0			0	0
Fraud Offenses	1	0	0	0	0	0			1	0
Gambling Offenses	0	0	0	0	0	0			0	0
Homicide Offenses	1	1	1	1	0	0			2	2
Human Trafficking	0	0	0	0	0	0			0	0
Kidnapping/Abduction	0	0	1	1	0	0			1	1
Larceny/Theft Offenses	5	2	14	2	0	0			19	4
Motor Vehicle Theft	0	0	4	0	0	0			4	0
Pornography/Obscene Material	1	1	0	0	0	0			1	1
Prostitution Offenses	0	0	0	0	0	0			0	0
Robbery	0	0	0	0	0	0			0	0
Sex Offenses, Forcible	4	3	8	8	0	0			12	11
Sex Offenses, Nonforcible	0	0	2	0	0	0			2	0
Stolen Property Offenses (Receiving, etc.)	1	1	4	4	0	0			5	5
Weapon Law Violations	0	0	0	0	0	0			0	0
Total	28	12	107	64	0	0	0	0	135	76

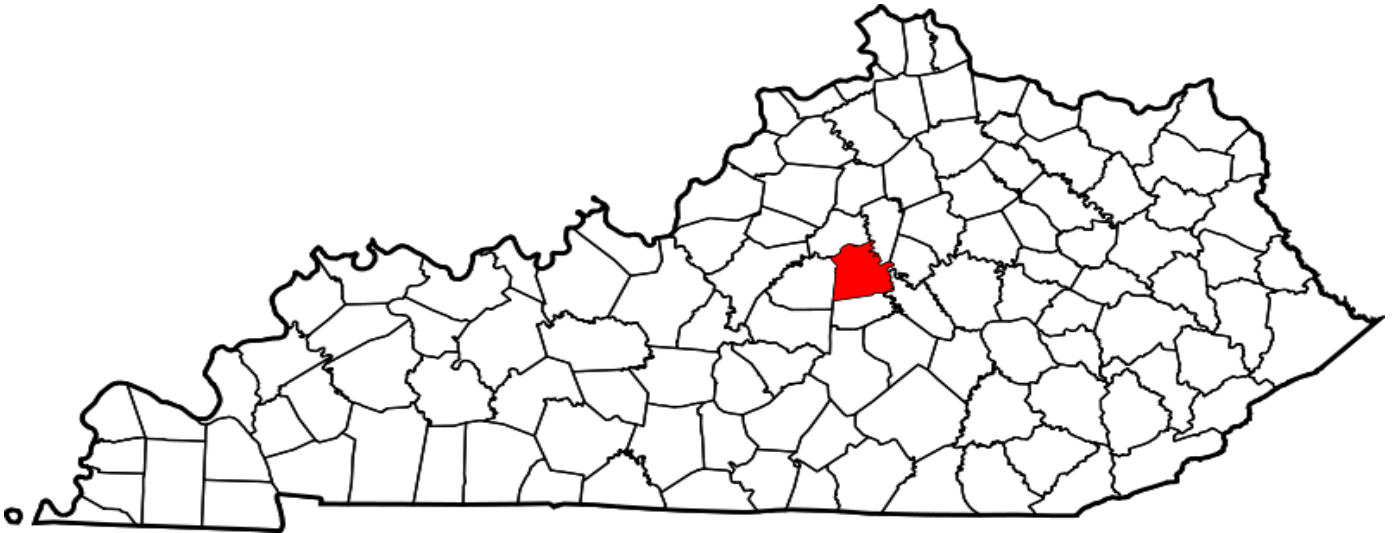
Mercer County

**A CRIME IS COMMITTED IN MERCER COUNTY
APPROXIMATELY EVERY 9 HOURS**

FULL TIME SWORN LAW ENFORCEMENT EMPLOYEES

Agency	Male	Female	Total
STATE POLICE	945	30	975
BURGIN POLICE DEPARTMENT	2	0	2
MERCER COUNTY SHERIFF'S OFFICE	8	0	8
HARRODSBURG POLICE DEPARTMENT	19	0	19

****Kentucky State Police Troopers may be assigned to multiple counties per post.**



County Seat: Harrodsburg
Population: 21,521
Registered Sex Offenders: 114

MERCER COUNTY

Group A Offenses	State Police		Sheriff		Burgin Police		Harrodsburg		All Other Agencies		Total	
By Category	Offenses		Offenses		Offenses		Offenses		Offenses		Offenses	
	Reported	Cleared	Reported	Cleared	Reported	Cleared	Reported	Cleared	Reported	Cleared	Reported	Cleared
Animal Cruelty	0	0	0	0	0	0	1	1	0	0	1	1
Arson	0	0	0	0	0	0	0	0	0	0	0	0
Assault Offenses	10	0	12	10	1	1	83	60	0	0	106	71
Bribery	0	0	0	0	0	0	0	0	0	0	0	0
Burglary/Breaking and Entering	0	0	8	2	2	0	53	16	0	0	63	18
Counterfeiting/Forgery	0	0	15	1	0	0	3	1	0	0	18	2
Destruction/Damage/Vandalism Of Property	1	0	20	1	1	1	37	20	0	0	59	22
Drug/Narcotic Offenses	18	4	59	53	16	10	311	252	1	1	405	320
Extortion/Blackmail	0	0	0	0	0	0	0	0	0	0	0	0
Fraud Offenses	0	0	9	0	1	0	37	8	0	0	47	8
Gambling Offenses	0	0	0	0	0	0	0	0	0	0	0	0
Homicide Offenses	0	0	1	1	0	0	0	0	0	0	1	1
Human Trafficking	0	0	0	0	0	0	0	0	0	0	0	0
Kidnapping/Abduction	0	0	1	0	0	0	5	3	0	0	6	3
Larceny/Theft Offenses	0	0	26	3	2	1	92	39	0	0	120	43
Motor Vehicle Theft	0	0	6	1	0	0	25	8	0	0	31	9
Pornography/Obscene Material	0	0	2	2	0	0	0	0	0	0	2	2
Prostitution Offenses	0	0	0	0	0	0	0	0	0	0	0	0
Robbery	0	0	0	0	0	0	6	4	0	0	6	4
Sex Offenses, Forcible	1	1	4	2	0	0	5	0	0	0	10	3
Sex Offenses, Nonforcible	1	1	0	0	0	0	0	0	0	0	1	1
Stolen Property Offenses (Receiving, etc.)	0	0	2	2	0	0	10	8	0	0	12	10
Weapon Law Violations	1	1	2	2	1	1	6	5	0	0	10	9
Total	32	7	167	80	24	14	674	425	1	1	898	527

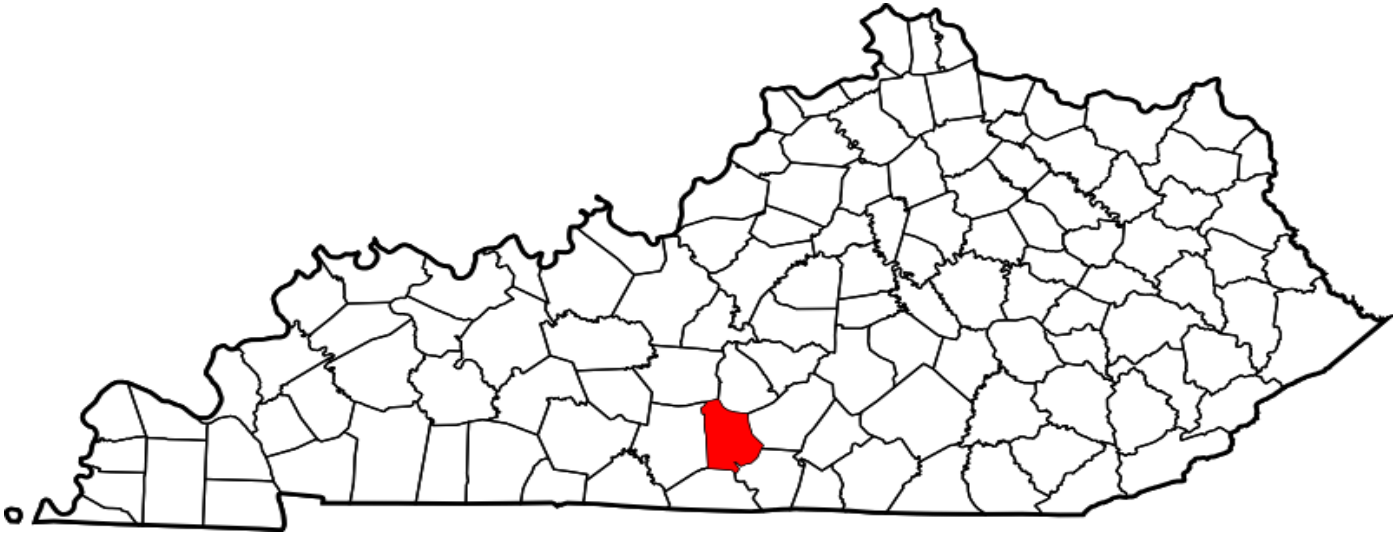
Metcalfe County

**A CRIME IS COMMITTED IN METCALFE COUNTY
APPROXIMATELY EVERY 24 HOURS**

FULL TIME SWORN LAW ENFORCEMENT EMPLOYEES

Agency	Male	Female	Total
STATE POLICE	945	30	975
METCALFE COUNTY SHERIFF'S OFFICE	8	2	10
EDMONTON POLICE DEPARTMENT	6	0	6

****Kentucky State Police Troopers may be assigned to multiple counties per post.**



County Seat: Edmonton
Population: 10,107
Registered Sex Offenders: 33

METCALFE COUNTY

Group A Offenses	State Police		Sheriff		Edmonton		All Other Agencies		Total	
By Category	Offenses		Offenses		Offenses		Offenses		Offenses	
	Reported	Cleared	Reported	Cleared	Reported	Cleared	Reported	Cleared	Reported	Cleared
Animal Cruelty	0	0	11	11	0	0	0	0	11	11
Arson	1	0	1	0	0	0	0	0	2	0
Assault Offenses	7	6	44	25	6	2	0	0	57	33
Bribery	0	0	0	0	0	0	0	0	0	0
Burglary/Breaking and Entering	6	1	31	2	16	1	0	0	53	4
Counterfeiting/Forgery	3	1	3	1	5	2	0	0	11	4
Destruction/Damage/Vandalism Of Property	7	3	18	4	16	0	0	0	41	7
Drug/Narcotic Offenses	36	23	45	17	7	5	0	0	88	45
Extortion/Blackmail	0	0	0	0	0	0	0	0	0	0
Fraud Offenses	3	1	0	0	0	0	0	0	3	1
Gambling Offenses	0	0	0	0	0	0	0	0	0	0
Homicide Offenses	1	1	0	0	0	0	0	0	1	1
Human Trafficking	0	0	0	0	0	0	0	0	0	0
Kidnapping/Abduction	0	0	0	0	0	0	0	0	0	0
Larceny/Theft Offenses	14	1	24	3	22	2	0	0	60	6
Motor Vehicle Theft	2	0	8	0	5	0	0	0	15	0
Pornography/Obscene Material	0	0	0	0	0	0	0	0	0	0
Prostitution Offenses	0	0	0	0	0	0	0	0	0	0
Robbery	0	0	3	3	0	0	0	0	3	3
Sex Offenses, Forcible	9	3	0	0	0	0	0	0	9	3
Sex Offenses, Nonforcible	2	1	0	0	0	0	0	0	2	1
Stolen Property Offenses (Receiving, etc.)	4	4	1	0	0	0	0	0	5	4
Weapon Law Violations	0	0	5	3	0	0	0	0	5	3
Total	95	45	194	69	77	12	0	0	366	126

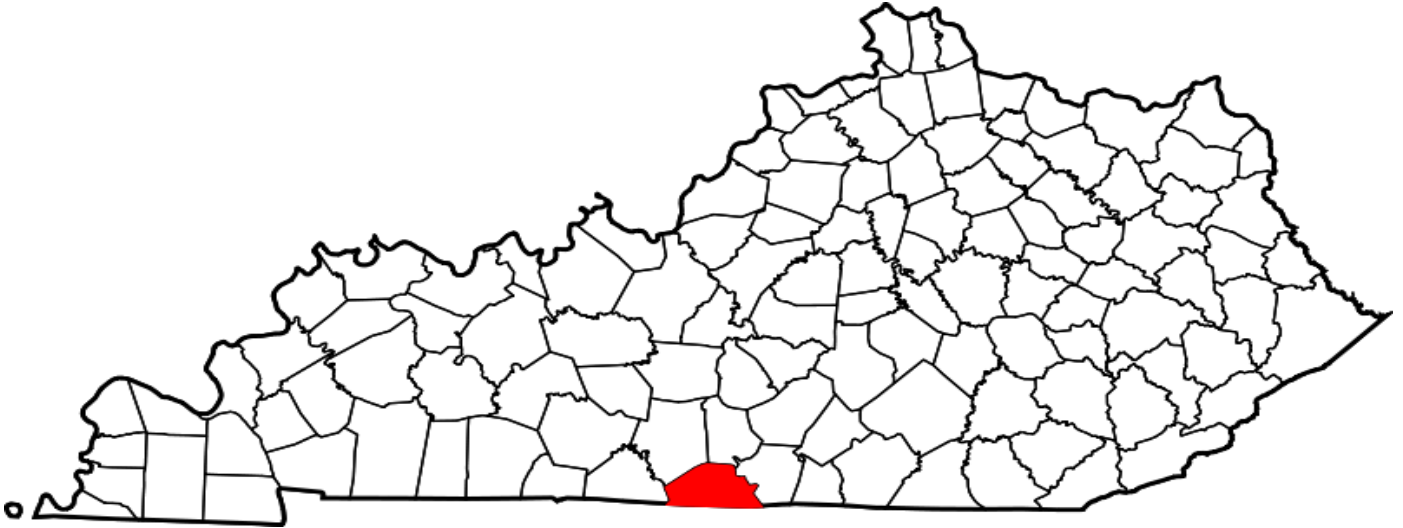
Monroe County

**A CRIME IS COMMITTED IN MONROE COUNTY
APPROXIMATELY EVERY 2.2 DAYS**

FULL TIME SWORN LAW ENFORCEMENT EMPLOYEES

Agency	Male	Female	Total
STATE POLICE	945	30	975
MONROE COUNTY SHERIFF'S OFFICE	3	0	3
TOMPKINSVILLE POLICE DEPARTMENT	10	0	10
GAMALIEL POLICE DEPARTMENT	0	0	0

****Kentucky State Police Troopers may be assigned to multiple counties per post.**



County Seat: Tompkinsville
Population: 10,659
Registered Sex Offenders: 20

MONROE COUNTY

Group A Offenses	State Police		Sheriff		Tompkinsville		Gamaliel		All Other Agencies		Total	
By Category	Offenses		Offenses		Offenses		Offenses		Offenses		Offenses	
	Reported	Cleared	Reported	Cleared	Reported	Cleared	Reported	Cleared	Reported	Cleared	Reported	Cleared
Animal Cruelty	1	1	0	0	0	0	0	0	0	0	1	1
Arson	4	1	0	0	0	0	0	0	0	0	4	1
Assault Offenses	6	3	1	1	3	2	0	0	0	0	10	6
Bribery	0	0	0	0	0	0	0	0	0	0	0	0
Burglary/Breaking and Entering	7	0	5	4	1	1	0	0	0	0	13	5
Counterfeiting/Forgery	1	0	0	0	0	0	0	0	0	0	1	0
Destruction/Damage/Vandalism Of Property	1	0	3	1	1	1	0	0	0	0	5	2
Drug/Narcotic Offenses	55	26	0	0	45	32	0	0	0	0	100	58
Extortion/Blackmail	0	0	0	0	0	0	0	0	0	0	0	0
Fraud Offenses	1	0	0	0	0	0	0	0	0	0	1	0
Gambling Offenses	0	0	0	0	0	0	0	0	0	0	0	0
Homicide Offenses	0	0	0	0	0	0	0	0	0	0	0	0
Human Trafficking	0	0	0	0	0	0	0	0	0	0	0	0
Kidnapping/Abduction	1	1	0	0	0	0	0	0	0	0	1	1
Larceny/Theft Offenses	7	2	3	1	1	1	0	0	0	0	11	4
Motor Vehicle Theft	0	0	1	0	0	0	0	0	0	0	1	0
Pornography/Obscene Material	0	0	0	0	0	0	0	0	0	0	0	0
Prostitution Offenses	1	1	0	0	0	0	0	0	0	0	1	1
Robbery	0	0	0	0	0	0	0	0	0	0	0	0
Sex Offenses, Forcible	12	8	0	0	0	0	0	0	0	0	12	8
Sex Offenses, Nonforcible	1	1	0	0	0	0	0	0	0	0	1	1
Stolen Property Offenses (Receiving, etc.)	3	1	0	0	0	0	0	0	0	0	3	1
Weapon Law Violations	0	0	1	1	0	0	0	0	0	0	1	1
Total	101	45	14	8	51	37	0	0	0	0	166	90

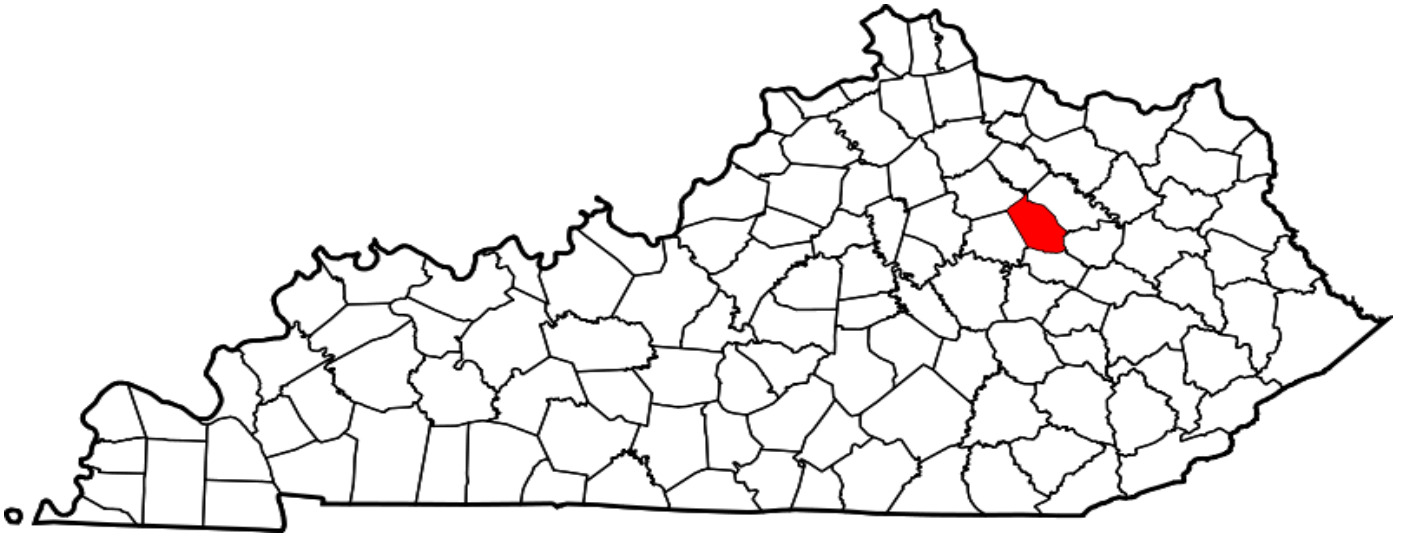
Montgomery County

**A CRIME IS COMMITTED IN MONTGOMERY COUNTY
APPROXIMATELY EVERY 5 HOURS**

FULL TIME SWORN LAW ENFORCEMENT EMPLOYEES

Agency	Male	Female	Total
STATE POLICE	945	30	975
MONTGOMERY COUNTY SHERIFF'S OFFICE	15	0	15
MONTGOMERY COUNTY SCHOOL	3	0	3
MOUNT STERLING POLICE DEPARTMENT	20	0	20

**Kentucky State Police Troopers may be assigned to multiple counties per post.



County Seat: Mt. Sterling
Population: 27,928
Registered Sex Offenders: 57

MONTGOMERY COUNTY

Group A Offenses	State Police		Sheriff		Montgomery Co. School		Mount Sterling PD		All Other Agencies		Total	
By Category	Offenses		Offenses		Offenses		Offenses		Offenses		Offenses	
	Reported	Cleared	Reported	Cleared	Reported	Cleared	Reported	Cleared	Reported	Cleared	Reported	Cleared
Animal Cruelty	0	0	0	0	0	0	0	0	0	0	0	0
Arson	1	0	0	0	0	0	3	0	0	0	4	0
Assault Offenses	11	7	98	21	19	5	125	59	0	0	253	92
Bribery	0	0	0	0	0	0	0	0	0	0	0	0
Burglary/Breaking and Entering	0	0	101	1	1	0	32	1	0	0	134	2
Counterfeiting/Forgery	0	0	26	1	0	0	75	24	0	0	101	25
Destruction/Damage/Vandalism Of Property	0	0	53	8	3	0	59	8	0	0	115	16
Drug/Narcotic Offenses	19	3	64	37	5	3	221	159	2	0	311	202
Extortion/Blackmail	0	0	0	0	0	0	0	0	0	0	0	0
Fraud Offenses	0	0	15	0	0	0	28	3	0	0	43	3
Gambling Offenses	0	0	0	0	0	0	0	0	0	0	0	0
Homicide Offenses	0	0	3	0	0	0	1	1	0	0	4	1
Human Trafficking	0	0	0	0	0	0	0	0	0	0	0	0
Kidnapping/Abduction	0	0	1	0	0	0	6	6	0	0	7	6
Larceny/Theft Offenses	10	1	205	9	5	0	242	76	0	0	462	86
Motor Vehicle Theft	2	1	21	1	0	0	18	2	0	0	41	4
Pornography/Obscene Material	0	0	1	0	0	0	0	0	0	0	1	0
Prostitution Offenses	0	0	0	0	0	0	0	0	0	0	0	0
Robbery	0	0	2	1	0	0	5	1	0	0	7	2
Sex Offenses, Forcible	10	4	8	2	0	0	11	2	0	0	29	8
Sex Offenses, Nonforcible	11	10	0	0	0	0	2	0	0	0	13	10
Stolen Property Offenses (Receiving, etc.)	0	0	11	1	1	0	10	2	0	0	22	3
Weapon Law Violations	0	0	7	6	0	0	5	5	0	0	12	11
Total	64	26	616	88	34	8	843	349	2	0	1559	471

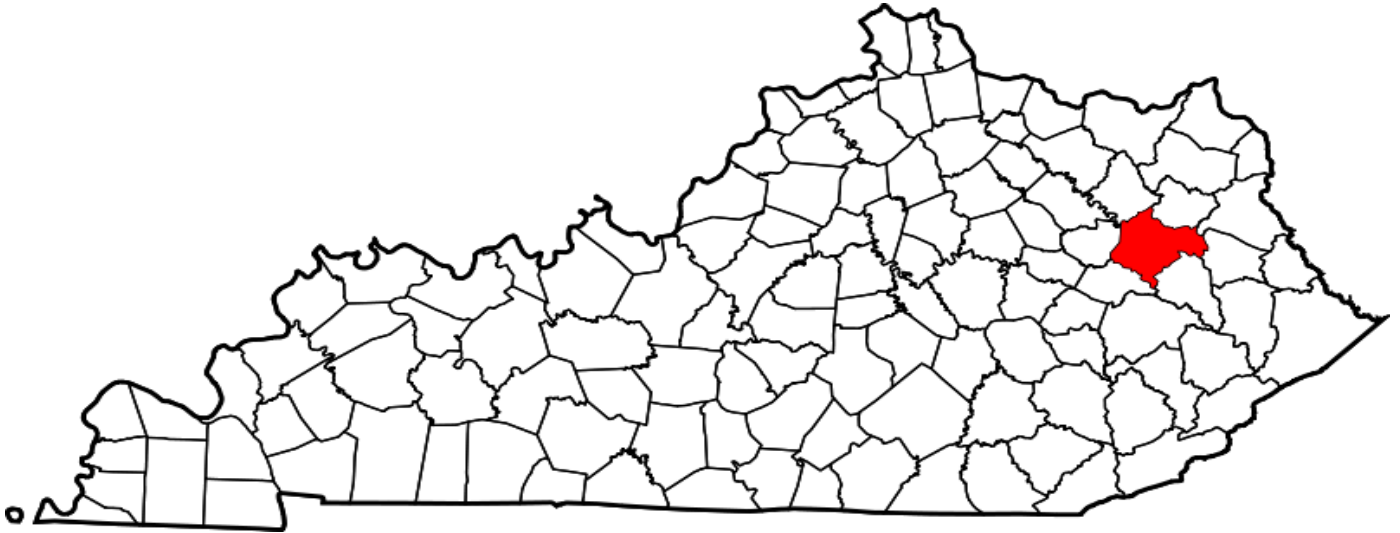
Morgan County

**A CRIME IS COMMITTED IN MORGAN COUNTY
APPROXIMATELY EVERY 24 Hours**

FULL TIME SWORN LAW ENFORCEMENT EMPLOYEES

Agency	Male	Female	Total
STATE POLICE	945	0	945
MORGAN COUNTY SHERIFF'S OFFICE	5	0	5
WEST LIBERTY POLICE DEPARTMENT	6	1	7

****Kentucky State Police Troopers may be assigned to multiple counties per post.**



County Seat: West Liberty
Population: 13,188
Registered Sex Offenders: 74

MORGAN COUNTY

Group A Offenses	State Police		Sheriff		West Liberty		All Other Agencies		Total	
By Category	Offenses		Offenses		Offenses		Offenses		Offenses	
	Reported	Cleared	Reported	Cleared	Reported	Cleared	Reported	Cleared	Reported	Cleared
Animal Cruelty	1	1	0	0	0	0	0	0	1	1
Arson	0	0	0	0	0	0	0	0	0	0
Assault Offenses	44	27	19	7	15	10	0	0	78	44
Bribery	0	0	0	0	0	0	0	0	0	0
Burglary/Breaking and Entering	24	1	5	0	4	0	0	0	33	1
Counterfeiting/Forgery	1	0	1	0	1	0	0	0	3	0
Destruction/Damage/Vandalism Of Property	13	4	5	0	2	0	0	0	20	4
Drug/Narcotic Offenses	101	68	20	12	15	11	0	0	136	91
Extortion/Blackmail	0	0	0	0	0	0	0	0	0	0
Fraud Offenses	1	0	0	0	0	0	0	0	1	0
Gambling Offenses	0	0	0	0	0	0	0	0	0	0
Homicide Offenses	0	0	0	0	0	0	0	0	0	0
Human Trafficking	0	0	0	0	0	0	0	0	0	0
Kidnapping/Abduction	0	0	0	0	0	0	0	0	0	0
Larceny/Theft Offenses	15	1	9	0	12	3	0	0	36	4
Motor Vehicle Theft	7	0	6	1	3	1	0	0	16	2
Pornography/Obscene Material	0	0	0	0	0	0	0	0	0	0
Prostitution Offenses	0	0	0	0	0	0	0	0	0	0
Robbery	0	0	0	0	0	0	0	0	0	0
Sex Offenses, Forcible	8	4	0	0	0	0	0	0	8	4
Sex Offenses, Nonforcible	1	0	0	0	0	0	0	0	1	0
Stolen Property Offenses (Receiving, etc.)	8	3	2	1	0	0	0	0	10	4
Weapon Law Violations	6	0	1	0	0	0	0	0	7	0
Total	230	109	68	21	52	25	0	0	350	155

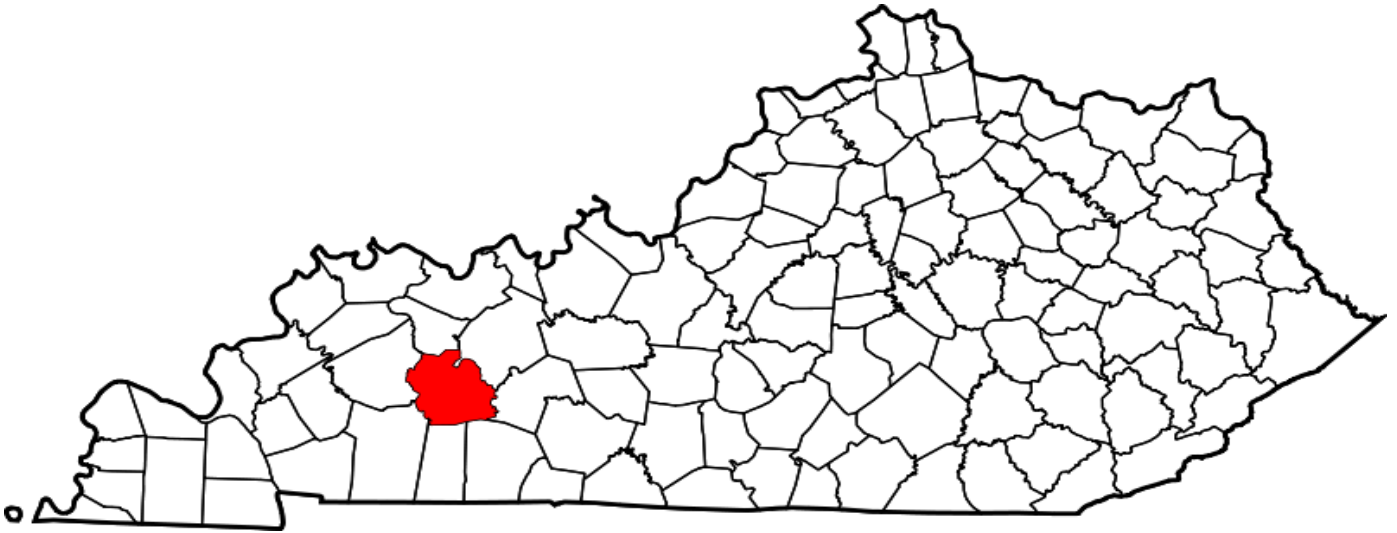
Muhlenberg County

**A CRIME IS COMMITTED IN MUHLENBERG COUNTY
APPROXIMATELY EVERY 8 HOURS**

FULL TIME SWORN LAW ENFORCEMENT EMPLOYEES

Agency	Male	Female	Total
STATE POLICE	945	30	975
MUHLENBERG COUNTY SHERIFF'S OFFICE	13	0	13
GREENVILLE POLICE DEPARTMENT	9	0	9
CENTRAL CITY POLICE DEPARTMENT	12	0	12
MUHLENBERG COUNTY POLICE DEPT.	1	0	1
POWDERLY POLICE DEPARTMENT	2	0	2

****Kentucky State Police Troopers may be assigned to multiple counties per post.**



County Seat: Greenville
Population: 30,816
Registered Sex Offenders: 92

MUHLENBERG COUNTY

Group A Offenses	State Police		Sheriff		Greenville		Central City		Muhlenberg Co. PD	
By Category	Offenses		Offenses		Offenses		Offenses		Offenses	
	Reported	Cleared	Reported	Cleared	Reported	Cleared	Reported	Cleared	Reported	Cleared
Animal Cruelty	0	0	0	0	0	0	1	1	0	0
Arson	0	0	1	0	0	0	0	0	0	0
Assault Offenses	20	20	41	33	12	11	55	48	0	0
Bribery	1	0	0	0	0	0	0	0	0	0
Burglary/Breaking and Entering	20	8	55	30	8	1	3	1	0	0
Counterfeiting/Forgery	0	0	6	2	18	1	6	5	0	0
Destruction/Damage/Vandalism Of Property	3	2	13	5	7	5	6	2	0	0
Drug/Narcotic Offenses	134	123	85	46	41	33	101	101	0	0
Extortion/Blackmail	0	0	0	0	0	0	0	0	0	0
Fraud Offenses	4	1	6	2	3	0	3	2	0	0
Gambling Offenses	0	0	0	0	0	0	0	0	0	0
Homicide Offenses	2	2	0	0	0	0	0	0	0	0
Human Trafficking	0	0	0	0	0	0	0	0	0	0
Kidnapping/Abduction	1	1	2	1	1	1	0	0	0	0
Larceny/Theft Offenses	17	5	48	9	17	6	77	73	0	0
Motor Vehicle Theft	7	1	16	2	5	1	1	1	0	0
Pornography/Obscene Material	37	36	0	0	0	0	0	0	0	0
Prostitution Offenses	0	0	0	0	0	0	0	0	0	0
Robbery	0	0	0	0	0	0	0	0	0	0
Sex Offenses, Forcible	11	6	6	3	1	1	1	1	0	0
Sex Offenses, Nonforcible	1	0	1	1	0	0	0	0	0	0
Stolen Property Offenses (Receiving, etc.)	4	3	11	2	3	2	7	7	0	0
Weapon Law Violations	8	8	7	5	4	3	4	3	0	0
Total	270	216	298	141	120	65	265	245	0	0

MUHLENBERG COUNTY

Group A Offenses	Powderly		All Other Agencies		-		-		Total	
By Category	Offenses		Offenses		Offenses		Offenses		Offenses	
	Reported	Cleared	Reported	Cleared	Reported	Cleared	Reported	Cleared	Reported	Cleared
Animal Cruelty	0	0	0	0					1	1
Arson	0	0	0	0					1	0
Assault Offenses	0	0	0	0					128	112
Bribery	0	0	0	0					1	0
Burglary/Breaking and Entering	0	0	0	0					86	40
Counterfeiting/Forgery	0	0	0	0					30	8
Destruction/Damage/Vandalism Of Property	0	0	0	0					29	14
Drug/Narcotic Offenses	0	0	81	61					442	364
Extortion/Blackmail	0	0	0	0					0	0
Fraud Offenses	0	0	0	0					16	5
Gambling Offenses	0	0	0	0					0	0
Homicide Offenses	0	0	0	0					2	2
Human Trafficking	0	0	0	0					0	0
Kidnapping/Abduction	0	0	0	0					4	3
Larceny/Theft Offenses	0	0	1	0					160	93
Motor Vehicle Theft	0	0	1	1					30	6
Pornography/Obscene Material	0	0	0	0					37	36
Prostitution Offenses	0	0	0	0					0	0
Robbery	0	0	0	0					0	0
Sex Offenses, Forcible	0	0	0	0					19	11
Sex Offenses, Nonforcible	0	0	0	0					2	1
Stolen Property Offenses (Receiving, etc.)	0	0	0	0					25	14
Weapon Law Violations	0	0	2	1					25	20
Total	0	0	85	63	0	0	0	0	1038	730

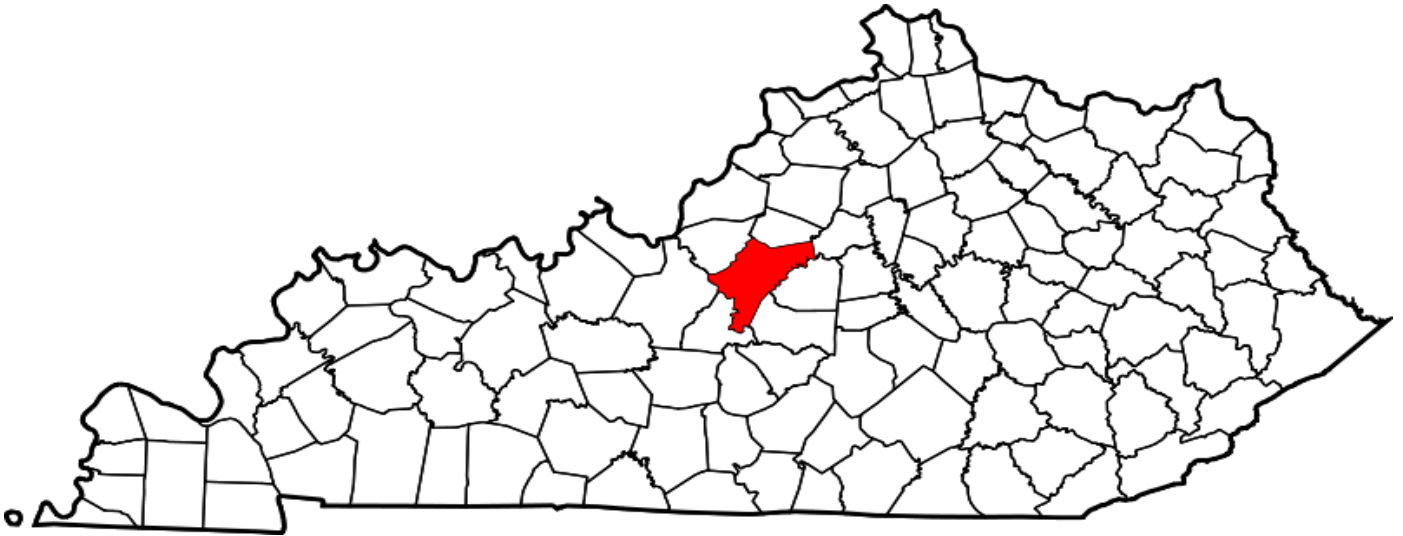
Nelson County

**A CRIME IS COMMITTED IN NELSON COUNTY
APPROXIMATELY EVERY 3 HOURS**

FULL TIME SWORN LAW ENFORCEMENT EMPLOYEES

Agency	Male	Female	Total
STATE POLICE	945	30	975
NELSON COUNTY SHERIFF'S OFFICE	25	0	25
BARDSTOWN POLICE DEPARTMENT	23	2	25
BLOOMFIELD POLICE DEPARTMENT	2	0	2
NEW HAVEN POLICE DEPARTMENT	1	0	1

****Kentucky State Police Troopers may be assigned to multiple counties per post.**



County Seat: Bardstown
Population: 45,640
Registered Sex Offenders: 82

NELSON COUNTY

Group A Offenses	State Police		Sheriff		Bardstown		Bloomfield PD		New Haven PD		All Other Agencies		Total	
By Category	Offenses		Offenses		Offenses		Offenses		Offenses		Offenses		Offenses	
	Reported	Cleared	Reported	Cleared	Reported	Cleared	Reported	Cleared	Reported	Cleared	Reported	Cleared	Reported	Cleared
Animal Cruelty	0	0	0	0	0	0	0	0	0	0	0	0	0	0
Arson	0	0	0	0	1	1	0	0	0	0	0	0	1	1
Assault Offenses	7	7	155	57	121	68	0	0	0	0	4	2	287	134
Bribery	2	1	0	0	0	0	0	0	0	0	0	0	2	1
Burglary/Breaking and Entering	2	1	113	4	85	8	2	0	0	0	0	0	202	13
Counterfeiting/Forgery	3	3	18	1	38	3	0	0	0	0	1	0	60	7
Destruction/Damage/Vandalism Of Property	1	1	66	11	71	6	4	0	0	0	1	0	143	18
Drug/Narcotic Offenses	27	19	185	72	277	249	0	0	0	0	561	34	1050	374
Extortion/Blackmail	0	0	0	0	0	0	0	0	0	0	0	0	0	0
Fraud Offenses	0	0	42	4	38	2	0	0	0	0	2	1	82	7
Gambling Offenses	0	0	0	0	0	0	0	0	0	0	0	0	0	0
Homicide Offenses	0	0	3	0	1	0	0	0	0	0	0	0	4	0
Human Trafficking	1	0	0	0	0	0	0	0	0	0	0	0	1	0
Kidnapping/Abduction	0	0	6	2	3	1	0	0	0	0	0	0	9	3
Larceny/Theft Offenses	4	1	264	8	278	64	4	1	0	0	1	1	551	75
Motor Vehicle Theft	1	0	40	1	42	5	1	0	0	0	0	0	84	6
Pornography/Obscene Material	20	20	0	0	1	1	0	0	0	0	0	0	21	21
Prostitution Offenses	0	0	0	0	1	0	0	0	0	0	0	0	1	0
Robbery	0	0	1	0	8	3	0	0	0	0	0	0	9	3
Sex Offenses, Forcible	4	0	19	0	19	4	0	0	0	0	0	0	42	4
Sex Offenses, Nonforcible	0	0	0	0	2	0	0	0	0	0	0	0	2	0
Stolen Property Offenses (Receiving, etc.)	4	2	60	19	15	4	0	0	0	0	0	0	79	25
Weapon Law Violations	2	2	22	12	5	5	0	0	0	0	8	2	37	21
Total	78	57	994	191	1006	424	11	1	0	0	578	40	2667	713

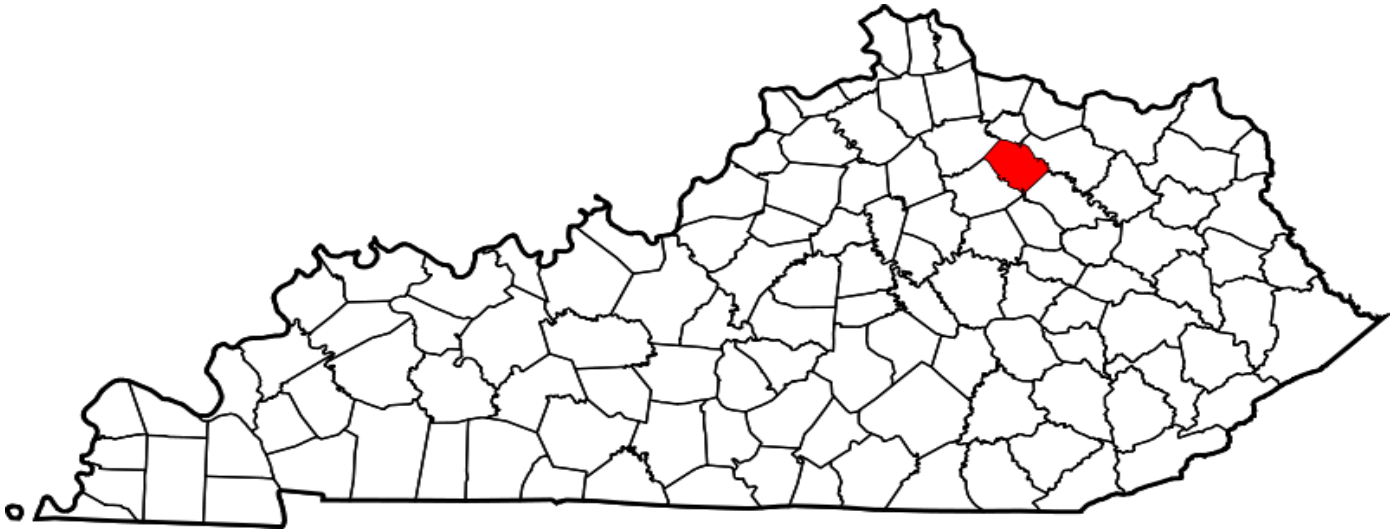
Nicholas County

**A CRIME IS COMMITTED IN NICHOLAS COUNTY
APPROXIMATELY EVERY 4 DAYS**

FULL TIME SWORN LAW ENFORCEMENT EMPLOYEES

Agency	Male	Female	Total
STATE POLICE	945	30	975
NICHOLAS COUNTY SHERIFF'S OFFICE	1	0	1
CARLISLE POLICE DEPARTMENT	2	0	2

****Kentucky State Police Troopers may be assigned to multiple counties per post.**



County Seat: Carlisle
Population: 7,130
Registered Sex Offenders: 9

NICHOLAS COUNTY

Group A Offenses	State Police		Sheriff		Carlisle		All Other Agencies		Total	
By Category	Offenses		Offenses		Offenses		Offenses		Offenses	
	Reported	Cleared	Reported	Cleared	Reported	Cleared	Reported	Cleared	Reported	Cleared
Animal Cruelty	0	0	0	0	1	1	1	0	2	1
Arson	1	0	0	0	0	0	0	0	1	0
Assault Offenses	4	3	1	1	8	8	0	0	13	12
Bribery	0	0	0	0	0	0	0	0	0	0
Burglary/Breaking and Entering	7	1	3	2	2	1	0	0	12	4
Counterfeiting/Forgery	0	0	0	0	0	0	0	0	0	0
Destruction/Damage/Vandalism Of Property	1	0	0	0	2	2	0	0	3	2
Drug/Narcotic Offenses	4	2	12	5	24	21	0	0	40	28
Extortion/Blackmail	0	0	0	0	0	0	0	0	0	0
Fraud Offenses	0	0	0	0	0	0	0	0	0	0
Gambling Offenses	0	0	0	0	0	0	0	0	0	0
Homicide Offenses	0	0	0	0	0	0	0	0	0	0
Human Trafficking	0	0	0	0	0	0	0	0	0	0
Kidnapping/Abduction	0	0	0	0	0	0	0	0	0	0
Larceny/Theft Offenses	0	0	4	2	6	5	0	0	10	7
Motor Vehicle Theft	2	1	0	0	1	0	0	0	3	1
Pornography/Obscene Material	0	0	0	0	0	0	0	0	0	0
Prostitution Offenses	0	0	0	0	0	0	0	0	0	0
Robbery	0	0	0	0	0	0	0	0	0	0
Sex Offenses, Forcible	3	1	0	0	0	0	0	0	3	1
Sex Offenses, Nonforcible	1	0	0	0	0	0	0	0	1	0
Stolen Property Offenses (Receiving, etc.)	0	0	0	0	1	1	0	0	1	1
Weapon Law Violations	0	0	0	0	2	2	0	0	2	2
Total	23	8	20	10	47	41	1	0	91	59

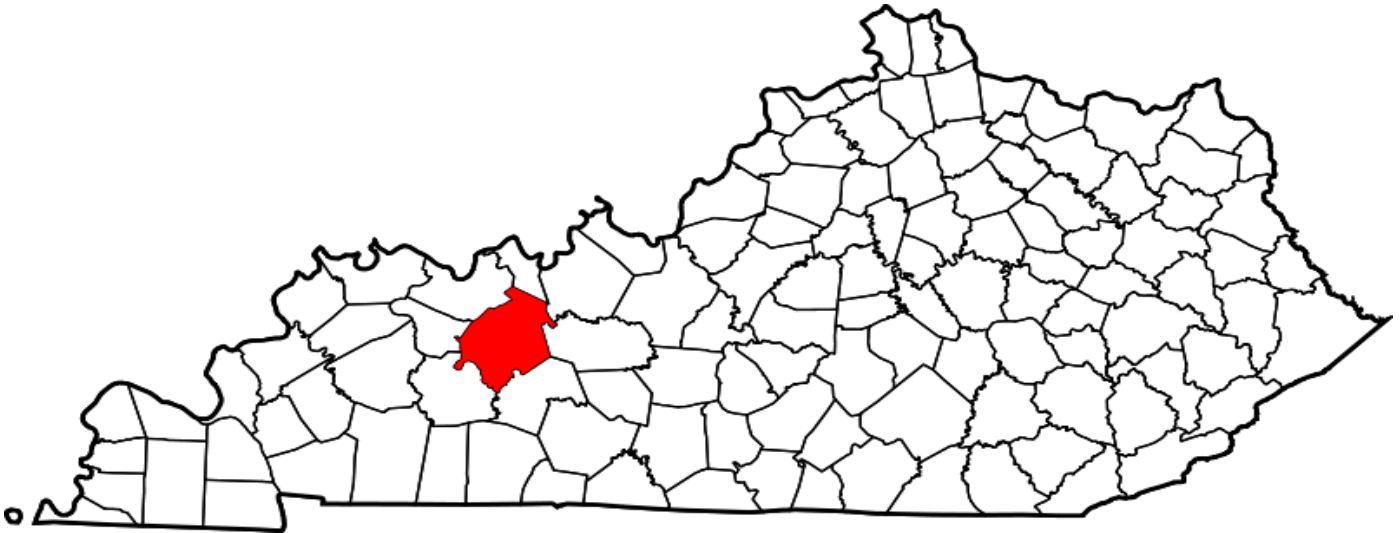
Ohio County

**A CRIME IS COMMITTED IN OHIO COUNTY
APPROXIMATELY EVERY 7 HOURS**

FULL TIME SWORN LAW ENFORCEMENT EMPLOYEES

Agency	Male	Female	Total
STATE POLICE	945	30	975
OHIO COUNTY SHERIFF'S OFFICE	16	1	17
HARTFORD POLICE DEPARTMENT	6	0	6
CENTERTOWN POLICE DEPARTMENT	1	0	1
BEAVER DAM POLICE DEPARTMENT	6	0	6

**Kentucky State Police Troopers may be assigned to multiple counties per post.



County Seat: Hartford
Population: 24,182
Registered Sex Offenders: 67

OHIO COUNTY

Group A Offenses	State Police		Sheriff		Hartford		Beaver Dam		Centertown		All Other Agencies		Total	
By Category	Offenses		Offenses		Offenses		Offenses		Offenses		Offenses		Offenses	
	Reported	Cleared	Reported	Cleared	Reported	Cleared	Reported	Cleared	Reported	Cleared	Reported	Cleared	Reported	Cleared
Animal Cruelty	0	0	1	1	0	0	1	1	0	0	0	0	2	2
Arson	1	0	0	0	0	0	0	0	0	0	0	0	1	0
Assault Offenses	41	37	104	40	6	6	40	35	0	0	0	0	191	118
Bribery	0	0	0	0	0	0	0	0	0	0	0	0	0	0
Burglary/Breaking and Entering	15	6	34	6	1	1	6	3	0	0	0	0	56	16
Counterfeiting/Forgery	28	27	3	1	4	0	26	26	0	0	0	0	61	54
Destruction/Damage/Vandalism Of Property	7	3	16	7	1	1	7	5	0	0	0	0	31	16
Drug/Narcotic Offenses	214	199	205	175	49	49	152	149	0	0	0	0	620	572
Extortion/Blackmail	0	0	0	0	0	0	0	0	0	0	0	0	0	0
Fraud Offenses	3	2	12	4	7	0	4	3	0	0	1	0	27	9
Gambling Offenses	0	0	0	0	0	0	0	0	0	0	0	0	0	0
Homicide Offenses	0	0	0	0	0	0	0	0	0	0	0	0	0	0
Human Trafficking	0	0	0	0	0	0	0	0	0	0	0	0	0	0
Kidnapping/Abduction	0	0	28	0	0	0	2	0	0	0	0	0	30	0
Larceny/Theft Offenses	14	8	53	3	6	2	41	36	0	0	0	0	114	49
Motor Vehicle Theft	3	2	14	1	4	2	3	1	0	0	0	0	24	6
Pornography/Obscene Material	2	2	8	0	0	0	0	0	0	0	0	0	10	2
Prostitution Offenses	0	0	0	0	0	0	0	0	0	0	0	0	0	0
Robbery	1	0	3	0	0	0	0	0	0	0	0	0	4	0
Sex Offenses, Forcible	35	26	7	0	0	0	1	0	0	0	0	0	43	26
Sex Offenses, Nonforcible	9	9	0	0	0	0	1	1	0	0	0	0	10	10
Stolen Property Offenses (Receiving, etc.)	4	2	2	2	0	0	2	2	0	0	0	0	8	6
Weapon Law Violations	17	16	12	11	1	1	4	4	0	0	0	0	34	32
Total	394	339	502	251	79	62	290	266	0	0	1	0	1266	918

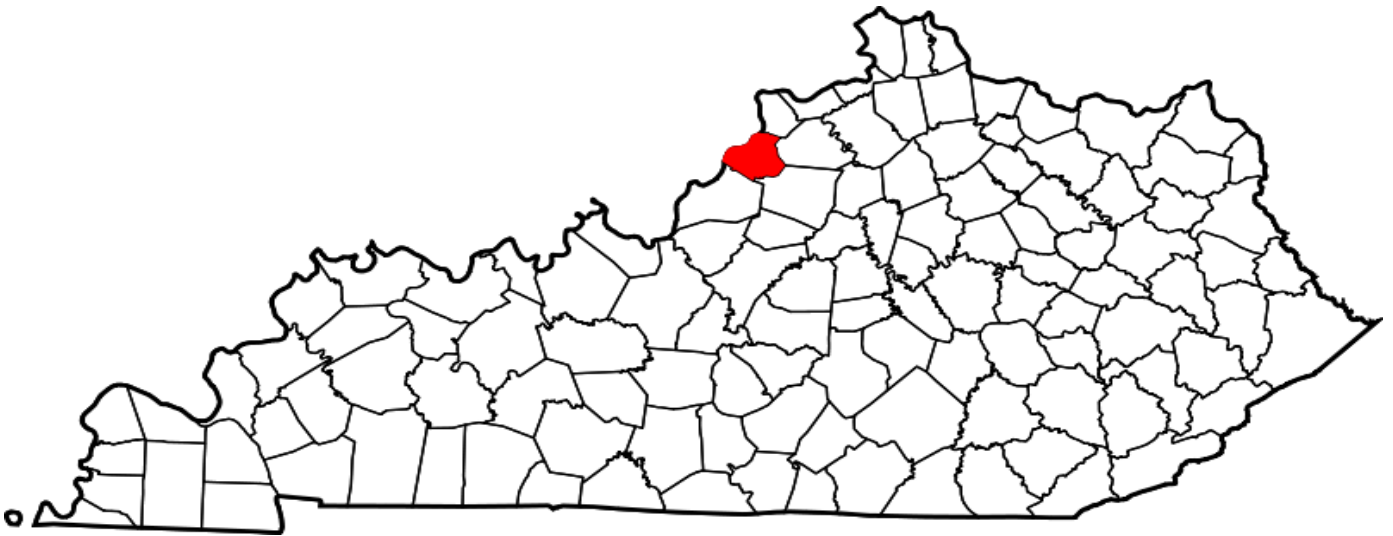
Oldham County

**A CRIME IS COMMITTED IN OLDHAM COUNTY
APPROXIMATELY EVERY 5 HOURS**

FULL TIME SWORN LAW ENFORCEMENT EMPLOYEES

Agency	Male	Female	Total
STATE POLICE	945	50	995
OLDHAM COUNTY SHERIFF'S OFFICE	12	0	12
LAGRANGE POLICE DEPARTMENT	13	0	13
PEWEE VALLEY POLICE DEPARTMENT	1	0	1
OLDHAM COUNTY POLICE DEPARTMENT	32	0	32

**Kentucky State Police Troopers may be assigned to multiple counties per post.



County Seat: LaGrange
Population: 66,415
Registered Sex Offenders: 421

OLDHAM COUNTY

Group A Offenses	State Police		Sheriff		LaGrange		Pewee Valley		Oldham Co. PD		All Other Agencies		Total	
By Category	Offenses		Offenses		Offenses		Offenses		Offenses		Offenses		Offenses	
	Reported	Cleared	Reported	Cleared	Reported	Cleared	Reported	Cleared	Reported	Cleared	Reported	Cleared	Reported	Cleared
Animal Cruelty	0	0	0	0	1	1	0	0	0	0	0	0	1	1
Arson	0	0	0	0	2	0	0	0	2	0	0	0	4	0
Assault Offenses	10	10	6	6	55	20	0	0	90	33	0	0	161	69
Bribery	0	0	0	0	0	0	0	0	0	0	0	0	0	0
Burglary/Breaking and Entering	1	0	2	0	30	11	0	0	92	3	0	0	125	14
Counterfeiting/Forgery	3	0	0	0	22	3	0	0	34	1	0	0	59	4
Destruction/Damage/Vandalism Of Property	1	0	2	1	74	10	0	0	96	8	0	0	173	19
Drug/Narcotic Offenses	42	28	19	16	103	79	0	0	71	41	0	0	235	164
Extortion/Blackmail	0	0	0	0	0	0	0	0	4	0	0	0	4	0
Fraud Offenses	20	1	0	0	29	5	0	0	144	1	1	0	194	7
Gambling Offenses	0	0	0	0	0	0	0	0	0	0	0	0	0	0
Homicide Offenses	1	0	0	0	0	0	0	0	0	0	0	0	1	0
Human Trafficking	0	0	0	0	0	0	0	0	0	0	1	0	1	0
Kidnapping/Abduction	0	0	1	1	2	1	0	0	2	1	0	0	5	3
Larceny/Theft Offenses	4	3	4	3	136	28	0	0	350	12	0	0	494	46
Motor Vehicle Theft	5	0	0	0	10	4	0	0	29	3	0	0	44	7
Pornography/Obscene Material	0	0	0	0	2	0	0	0	21	0	0	0	23	0
Prostitution Offenses	0	0	0	0	0	0	0	0	0	0	0	0	0	0
Robbery	0	0	0	0	6	4	0	0	5	0	0	0	11	4
Sex Offenses, Forcible	5	2	0	0	7	4	0	0	22	1	0	0	34	7
Sex Offenses, Nonforcible	1	1	0	0	0	0	0	0	0	0	0	0	1	1
Stolen Property Offenses (Receiving, etc.)	2	2	1	1	18	16	0	0	8	6	0	0	29	25
Weapon Law Violations	1	1	2	2	7	6	0	0	3	2	0	0	13	11
Total	96	48	37	30	504	192	0	0	973	112	2	0	1612	382

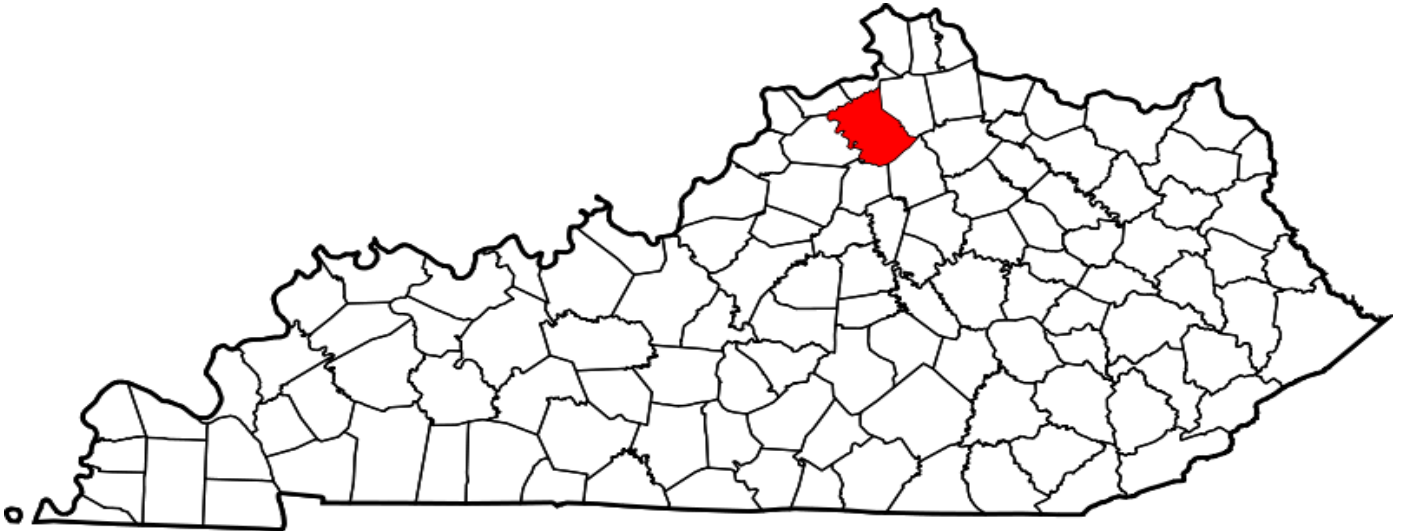
Owen County

**A CRIME IS COMMITTED IN OWEN COUNTY
APPROXIMATELY EVERY 24 Hours**

FULL TIME SWORN LAW ENFORCEMENT EMPLOYEES

Agency	Male	Female	Total
STATE POLICE	945	30	975
OWEN COUNTY SHERIFF'S OFFICE	5	0	5
OWENTON POLICE DEPARTMENT	3	0	3

**Kentucky State Police Troopers may be assigned to multiple counties per post.



County Seat: Owenton
Population: 10,765
Registered Sex Offenders: 23

OWEN COUNTY

Group A Offenses	State Police		Sheriff		Owenton		All Other Agencies		Total	
By Category	Offenses		Offenses		Offenses		Offenses		Offenses	
	Reported	Cleared	Reported	Cleared	Reported	Cleared	Reported	Cleared	Reported	Cleared
Animal Cruelty	0	0	0	0	0	0	0	0	0	0
Arson	2	2	0	0	0	0	0	0	2	2
Assault Offenses	18	16	13	10	0	0	0	0	31	26
Bribery	0	0	0	0	0	0	0	0	0	0
Burglary/Breaking and Entering	9	0	28	5	1	0	0	0	38	5
Counterfeiting/Forgery	0	0	0	0	0	0	0	0	0	0
Destruction/Damage/Vandalism Of Property	5	2	8	4	1	0	0	0	14	6
Drug/Narcotic Offenses	70	64	31	23	11	11	0	0	112	98
Extortion/Blackmail	0	0	0	0	0	0	0	0	0	0
Fraud Offenses	1	1	0	0	1	0	0	0	2	1
Gambling Offenses	0	0	0	0	0	0	0	0	0	0
Homicide Offenses	0	0	0	0	0	0	0	0	0	0
Human Trafficking	0	0	0	0	0	0	0	0	0	0
Kidnapping/Abduction	1	1	0	0	0	0	0	0	1	1
Larceny/Theft Offenses	5	3	24	2	5	1	0	0	34	6
Motor Vehicle Theft	1	1	3	0	0	0	0	0	4	1
Pornography/Obscene Material	0	0	0	0	0	0	0	0	0	0
Prostitution Offenses	0	0	0	0	0	0	0	0	0	0
Robbery	0	0	0	0	0	0	0	0	0	0
Sex Offenses, Forcible	9	7	1	0	0	0	0	0	10	7
Sex Offenses, Nonforcible	1	1	0	0	0	0	0	0	1	1
Stolen Property Offenses (Receiving, etc.)	1	0	3	2	0	0	0	0	4	2
Weapon Law Violations	2	2	1	1	0	0	0	0	3	3
Total	125	100	112	47	19	12	0	0	256	159

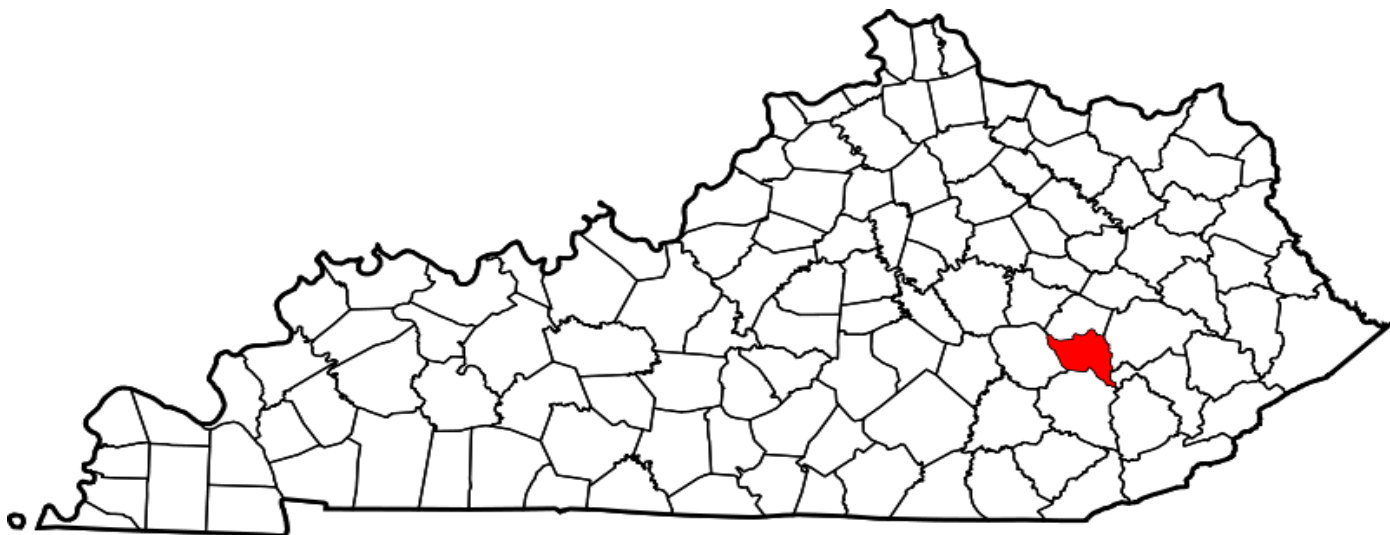
Owsley County

**A CRIME IS COMMITTED IN OWSLEY COUNTY
APPROXIMATELY EVERY 3 Days**

FULL TIME SWORN LAW ENFORCEMENT EMPLOYEES

Agency	Male	Female	Total
STATE POLICE	945	30	975
OWSLEY COUNTY SHERIFF'S OFFICE	3	0	3
BOONEVILLE POLICE DEPARTMENT	1	0	1

****Kentucky State Police Troopers may be assigned to multiple counties per post.**



County Seat: Booneville
Population: 4,435
Registered Sex Offenders: 8

OWSLEY COUNTY

Group A Offenses	State Police		Sheriff		Booneville PD		All Other Agencies		Total	
By Category	Offenses		Offenses		Offenses		Offenses		Offenses	
	Reported	Cleared	Reported	Cleared	Reported	Cleared	Reported	Cleared	Reported	Cleared
Animal Cruelty	0	0	0	0	0	0	0	0	0	0
Arson	0	0	0	0	0	0	0	0	0	0
Assault Offenses	26	25	7	0	0	0	0	0	33	25
Bribery	1	0	0	0	0	0	0	0	1	0
Burglary/Breaking and Entering	11	2	9	0	0	0	0	0	20	2
Counterfeiting/Forgery	1	1	0	0	0	0	0	0	1	1
Destruction/Damage/Vandalism Of Property	5	3	3	0	0	0	0	0	8	3
Drug/Narcotic Offenses	23	9	13	0	0	0	0	0	36	9
Extortion/Blackmail	0	0	0	0	0	0	0	0	0	0
Fraud Offenses	0	0	2	0	0	0	0	0	2	0
Gambling Offenses	0	0	0	0	0	0	0	0	0	0
Homicide Offenses	2	0	0	0	0	0	0	0	2	0
Human Trafficking	0	0	0	0	0	0	0	0	0	0
Kidnapping/Abduction	0	0	0	0	0	0	0	0	0	0
Larceny/Theft Offenses	2	1	2	0	0	0	0	0	4	1
Motor Vehicle Theft	2	0	0	0	0	0	0	0	2	0
Pornography/Obscene Material	0	0	0	0	0	0	0	0	0	0
Prostitution Offenses	0	0	0	0	0	0	0	0	0	0
Robbery	0	0	0	0	0	0	0	0	0	0
Sex Offenses, Forcible	3	1	0	0	0	0	0	0	3	1
Sex Offenses, Nonforcible	0	0	0	0	0	0	0	0	0	0
Stolen Property Offenses (Receiving, etc.)	0	0	2	0	0	0	0	0	2	0
Weapon Law Violations	0	0	1	0	0	0	0	0	1	0
Total	76	42	39	0	0	0	0	0	115	42

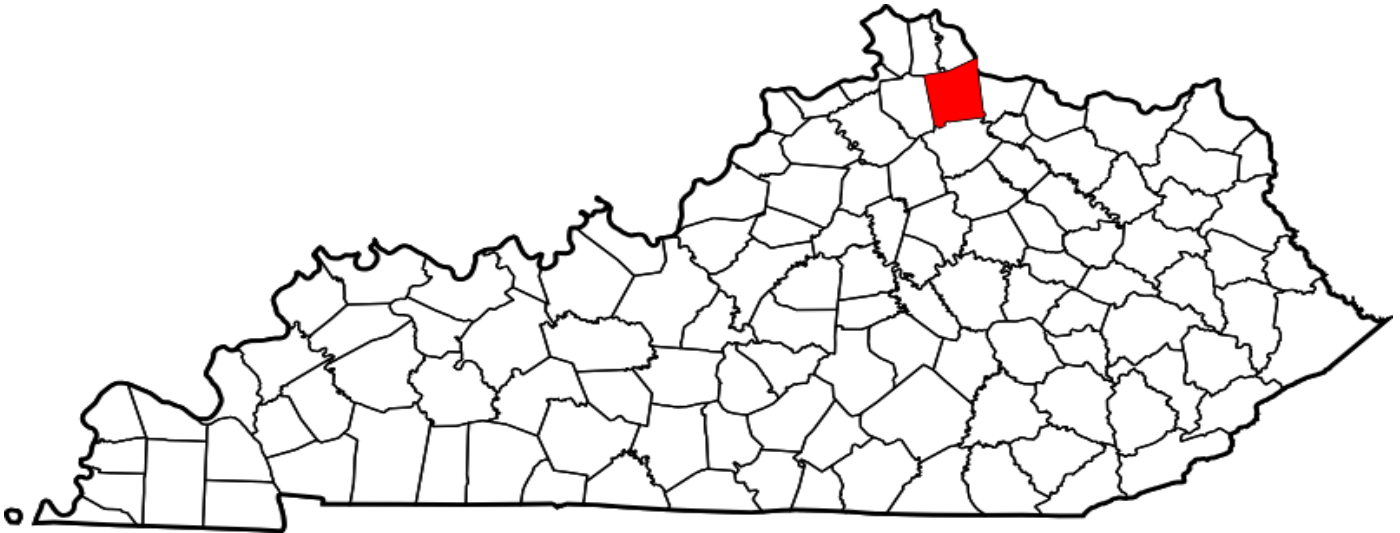
Pendleton County

**A CRIME IS COMMITTED IN PENDLETON COUNTY
APPROXIMATELY EVERY 24 HOURS**

FULL TIME SWORN LAW ENFORCEMENT EMPLOYEES

Agency	Male	Female	Total
STATE POLICE	945	30	975
PENDLETON COUNTY SHERIFF'S OFFICE	7	0	7
FALMOUTH POLICE DEPARTMENT	7	0	7

****Kentucky State Police Troopers may be assigned to multiple counties per post.**



County Seat: Falmouth
Population: 14,573
Registered Sex Offenders: 26

PENDLETON COUNTY

Group A Offenses	State Police		Sheriff		Falmouth		All Other Agencies		Total	
By Category	Offenses		Offenses		Offenses		Offenses		Offenses	
	Reported	Cleared	Reported	Cleared	Reported	Cleared	Reported	Cleared	Reported	Cleared
Animal Cruelty	0	0	0	0	0	0	0	0	0	0
Arson	0	0	0	0	0	0	0	0	0	0
Assault Offenses	25	19	32	11	13	6	0	0	70	36
Bribery	0	0	0	0	0	0	0	0	0	0
Burglary/Breaking and Entering	7	0	32	7	10	3	0	0	49	10
Counterfeiting/Forgery	1	0	4	0	0	0	0	0	5	0
Destruction/Damage/Vandalism Of Property	5	2	27	6	5	1	0	0	37	9
Drug/Narcotic Offenses	17	10	36	12	22	19	0	0	75	41
Extortion/Blackmail	0	0	0	0	0	0	0	0	0	0
Fraud Offenses	2	2	15	1	1	0	0	0	18	3
Gambling Offenses	0	0	0	0	0	0	0	0	0	0
Homicide Offenses	0	0	0	0	0	0	0	0	0	0
Human Trafficking	0	0	0	0	0	0	0	0	0	0
Kidnapping/Abduction	0	0	1	0	0	0	0	0	1	0
Larceny/Theft Offenses	18	2	40	2	19	4	0	0	77	8
Motor Vehicle Theft	5	2	11	2	3	1	0	0	19	5
Pornography/Obscene Material	1	0	0	0	0	0	0	0	1	0
Prostitution Offenses	0	0	0	0	0	0	0	0	0	0
Robbery	0	0	0	0	1	1	0	0	1	1
Sex Offenses, Forcible	11	2	2	0	0	0	0	0	13	2
Sex Offenses, Nonforcible	1	0	0	0	0	0	0	0	1	0
Stolen Property Offenses (Receiving, etc.)	4	3	0	0	1	0	0	0	5	3
Weapon Law Violations	1	1	3	2	0	0	0	0	4	3
Total	98	43	203	43	75	35	0	0	376	121

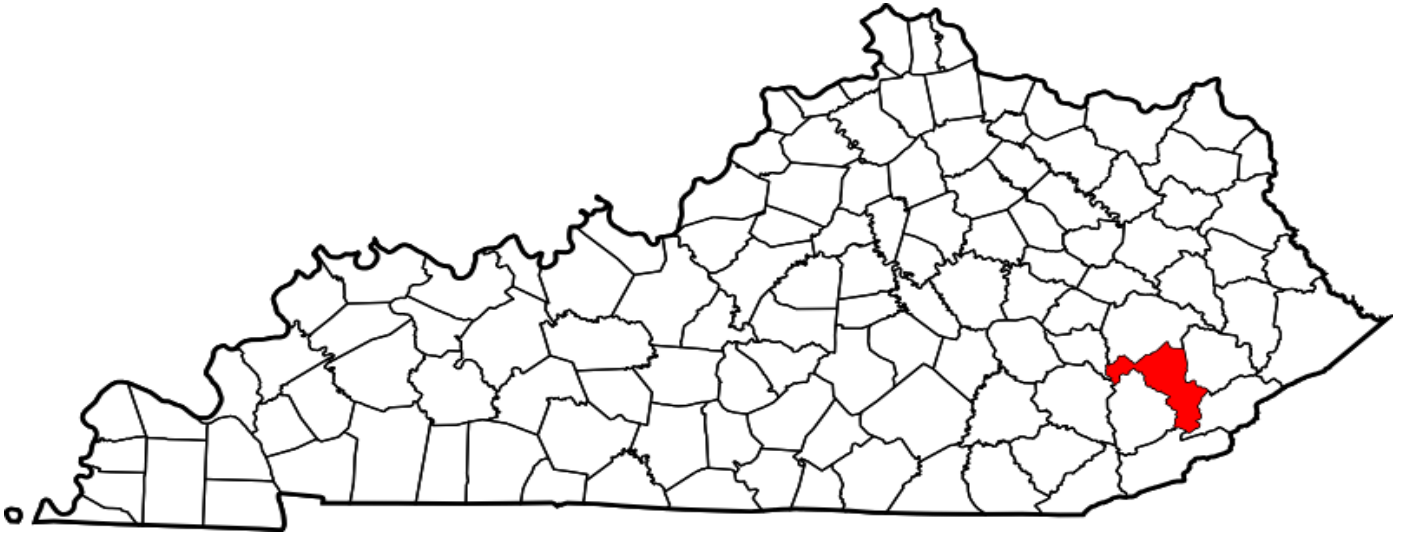
Perry County

**A CRIME IS COMMITTED IN PERRY COUNTY
APPROXIMATELY EVERY 7 HOURS**

FULL TIME SWORN LAW ENFORCEMENT EMPLOYEES

Agency	Male	Female	Total
STATE POLICE	945	30	975
PERRY COUNTY SHERIFF'S OFFICE	10	0	10
HAZARD POLICE DEPARTMENT	28	1	29

****Kentucky State Police Troopers may be assigned to multiple counties per post.**



County Seat: Hazard
Population: 26,553
Registered Sex Offenders: 53

PERRY COUNTY

Group A Offenses	State Police		Sheriff		Hazard		All Other Agencies		-		Total	
By Category	Offenses		Offenses		Offenses		Offenses		Offenses		Offenses	
	Reported	Cleared	Reported	Cleared	Reported	Cleared	Reported	Cleared	Reported	Cleared	Reported	Cleared
Animal Cruelty	0	0	12	0	0	0	0	0			12	0
Arson	1	1	0	0	1	0	0	0			2	1
Assault Offenses	97	84	5	5	96	69	0	0			198	158
Bribery	0	0	0	0	0	0	0	0			0	0
Burglary/Breaking and Entering	45	5	4	1	18	4	0	0			67	10
Counterfeiting/Forgery	5	1	0	0	43	22	0	0			48	23
Destruction/Damage/Vandalism Of Property	20	14	2	1	11	10	0	0			33	25
Drug/Narcotic Offenses	161	133	21	13	209	138	0	0			391	284
Extortion/Blackmail	0	0	0	0	0	0	0	0			0	0
Fraud Offenses	13	5	0	0	60	53	2	0			75	58
Gambling Offenses	0	0	0	0	0	0	0	0			0	0
Homicide Offenses	1	1	1	1	1	0	0	0			3	2
Human Trafficking	0	0	0	0	0	0	0	0			0	0
Kidnapping/Abduction	1	0	1	1	6	4	0	0			8	5
Larceny/Theft Offenses	43	11	13	1	185	110	1	1			242	123
Motor Vehicle Theft	19	5	6	0	11	1	0	0			36	6
Pornography/Obscene Material	0	0	0	0	0	0	0	0			0	0
Prostitution Offenses	0	0	0	0	0	0	0	0			0	0
Robbery	4	1	0	0	5	2	0	0			9	3
Sex Offenses, Forcible	113	12	0	0	2	0	0	0			115	12
Sex Offenses, Nonforcible	1	1	0	0	0	0	0	0			1	1
Stolen Property Offenses (Receiving, etc.)	2	0	2	2	2	1	0	0			6	3
Weapon Law Violations	10	9	3	2	7	7	0	0			20	18
Total	536	283	70	27	657	421	3	1	0	0	1266	732

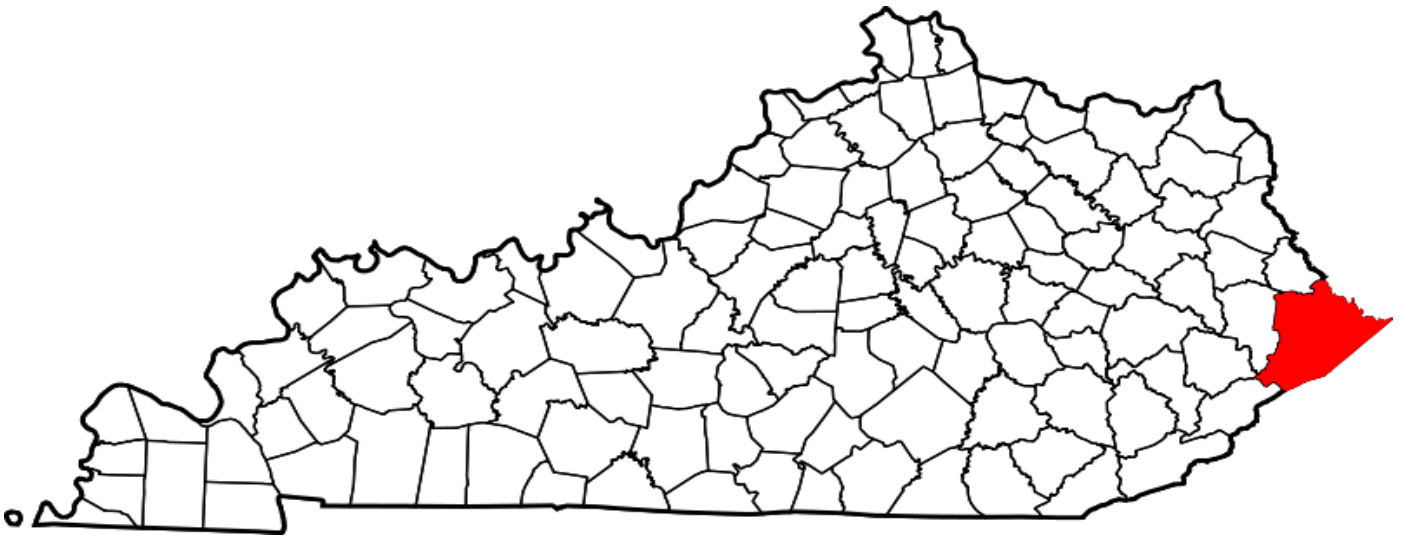
Pike County

**A CRIME IS COMMITTED IN PIKE COUNTY
APPROXIMATELY EVERY 4 HOURS**

FULL TIME SWORN LAW ENFORCEMENT EMPLOYEES

Agency	Male	Female	Total
STATE POLICE	945	30	975
PIKE COUNTY SHERIFF'S OFFICE	8	0	8
COAL RUN VILLAGE POLICE DEPARTMENT	3	0	3
ELKHORN CITY POLICE DEPARTMENT	1	0	1
PIKEVILLE POLICE DEPARTMENT	21	0	21

****Kentucky State Police Troopers may be assigned to multiple counties per post.**



County Seat: Pikeville
Population: 58,883
Registered Sex Offenders: 82

PIKE COUNTY

Group A Offenses	State Police		Sheriff		Coal Run Village		Elkhorn City PD		Pikeville		All Other Agencies		Total	
By Category	Offenses		Offenses		Offenses		Offenses		Offenses		Offenses		Offenses	
	Reported	Cleared	Reported	Cleared	Reported	Cleared	Reported	Cleared	Reported	Cleared	Reported	Cleared	Reported	Cleared
Animal Cruelty	4	2	1	0	0	0	0	0	0	0	0	0	5	2
Arson	6	0	0	0	0	0	3	0	0	0	0	0	9	0
Assault Offenses	108	72	13	7	1	0	21	2	64	54	1	1	208	136
Bribery	0	0	0	0	0	0	0	0	0	0	0	0	0	0
Burglary/Breaking and Entering	67	9	19	7	5	0	0	0	55	29	0	0	146	45
Counterfeiting/Forgery	12	1	20	18	0	0	0	0	20	16	0	0	52	35
Destruction/Damage/Vandalism Of Property	26	12	3	2	0	0	1	1	38	10	0	0	68	25
Drug/Narcotic Offenses	237	54	57	54	21	11	1	1	473	441	4	3	793	564
Extortion/Blackmail	0	0	0	0	0	0	0	0	1	0	0	0	1	0
Fraud Offenses	5	2	22	2	1	0	0	0	29	9	5	1	62	14
Gambling Offenses	0	0	0	0	0	0	0	0	0	0	0	0	0	0
Homicide Offenses	3	2	1	1	0	0	0	0	0	0	0	0	4	3
Human Trafficking	1	1	0	0	0	0	0	0	0	0	0	0	1	1
Kidnapping/Abduction	2	0	0	0	0	0	0	0	0	0	0	0	2	0
Larceny/Theft Offenses	79	19	89	55	30	17	1	0	355	195	0	0	554	286
Motor Vehicle Theft	45	10	2	0	0	0	0	0	9	2	0	0	56	12
Pornography/Obscene Material	1	0	0	0	0	0	0	0	0	0	0	0	1	0
Prostitution Offenses	0	0	0	0	0	0	0	0	0	0	0	0	0	0
Robbery	11	2	2	2	1	1	0	0	1	1	0	0	15	6
Sex Offenses, Forcible	24	11	3	0	1	0	0	0	5	0	0	0	33	11
Sex Offenses, Nonforcible	2	0	0	0	0	0	0	0	0	0	0	0	2	0
Stolen Property Offenses (Receiving, etc.)	13	5	5	2	0	0	0	0	12	9	0	0	30	16
Weapon Law Violations	7	4	15	15	0	0	0	0	12	11	0	0	34	30
Total	653	206	252	165	60	29	27	4	1074	777	10	5	2076	1186

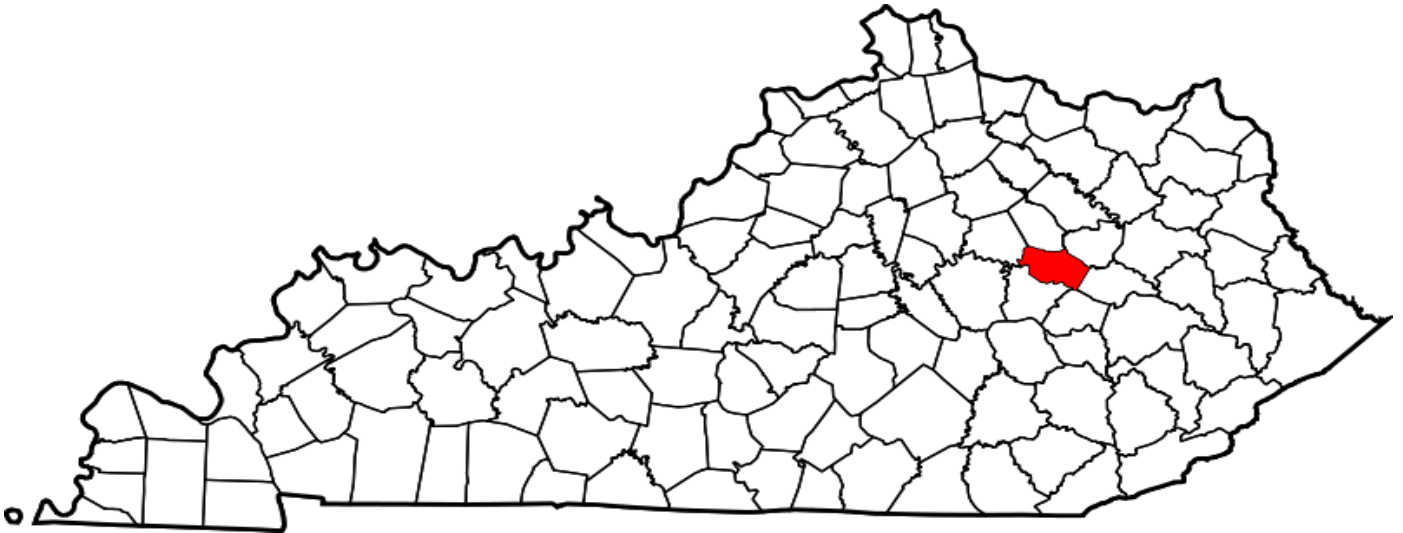
Powell County

**A CRIME IS COMMITTED IN POWELL COUNTY
APPROXIMATELY EVERY 20 HOURS**

FULL TIME SWORN LAW ENFORCEMENT EMPLOYEES

Agency	Male	Female	Total
STATE POLICE	945	30	975
POWELL COUNTY SHERIFF'S OFFICE	3	0	3
CLAY CITY POLICE DEPARTMENT	1	0	1
STANTON POLICE DEPARTMENT	6	0	6

****Kentucky State Police Troopers may be assigned to multiple counties per post.**



County Seat: Stanton
Population: 12,374
Registered Sex Offenders: 37

**POWELL
COUNTY**

Group A Offenses	State Police		Sheriff		Clay City		Stanton		All Other Agencies		Total	
By Category	Offenses		Offenses		Offenses		Offenses		Offenses		Offenses	
	Reported	Cleared	Reported	Cleared	Reported	Cleared	Reported	Cleared	Reported	Cleared	Reported	Cleared
Animal Cruelty	0	0	0	0	0	0	0	0	0	0	0	0
Arson	0	0	0	0	1	1	0	0	0	0	1	1
Assault Offenses	17	11	1	1	7	7	22	13	1	0	48	32
Bribery	0	0	0	0	0	0	0	0	0	0	0	0
Burglary/Breaking and Entering	18	2	9	1	5	2	17	0	0	0	49	5
Counterfeiting/Forgery	1	0	0	0	15	11	25	0	0	0	41	11
Destruction/Damage/Vandalism Of Property	8	1	2	2	1	1	10	2	0	0	21	6
Drug/Narcotic Offenses	22	11	2	0	36	17	68	59	1	1	129	88
Extortion/Blackmail	0	0	0	0	0	0	0	0	0	0	0	0
Fraud Offenses	3	0	1	0	10	0	24	0	0	0	38	0
Gambling Offenses	0	0	0	0	0	0	0	0	0	0	0	0
Homicide Offenses	0	0	0	0	0	0	0	0	0	0	0	0
Human Trafficking	0	0	0	0	0	0	0	0	0	0	0	0
Kidnapping/Abduction	0	0	0	0	0	0	0	0	0	0	0	0
Larceny/Theft Offenses	10	0	13	0	9	3	34	14	2	0	68	17
Motor Vehicle Theft	7	1	4	0	3	0	3	0	0	0	17	1
Pornography/Obscene Material	0	0	0	0	0	0	1	1	0	0	1	1
Prostitution Offenses	0	0	0	0	0	0	0	0	0	0	0	0
Robbery	0	0	0	0	0	0	0	0	0	0	0	0
Sex Offenses, Forcible	9	1	0	0	0	0	1	1	0	0	10	2
Sex Offenses, Nonforcible	0	0	0	0	0	0	0	0	0	0	0	0
Stolen Property Offenses (Receiving, etc.)	1	0	1	1	1	0	1	0	0	0	4	1
Weapon Law Violations	4	1	2	1	1	1	2	2	0	0	9	5
Total	100	28	35	6	89	43	208	92	4	1	436	170

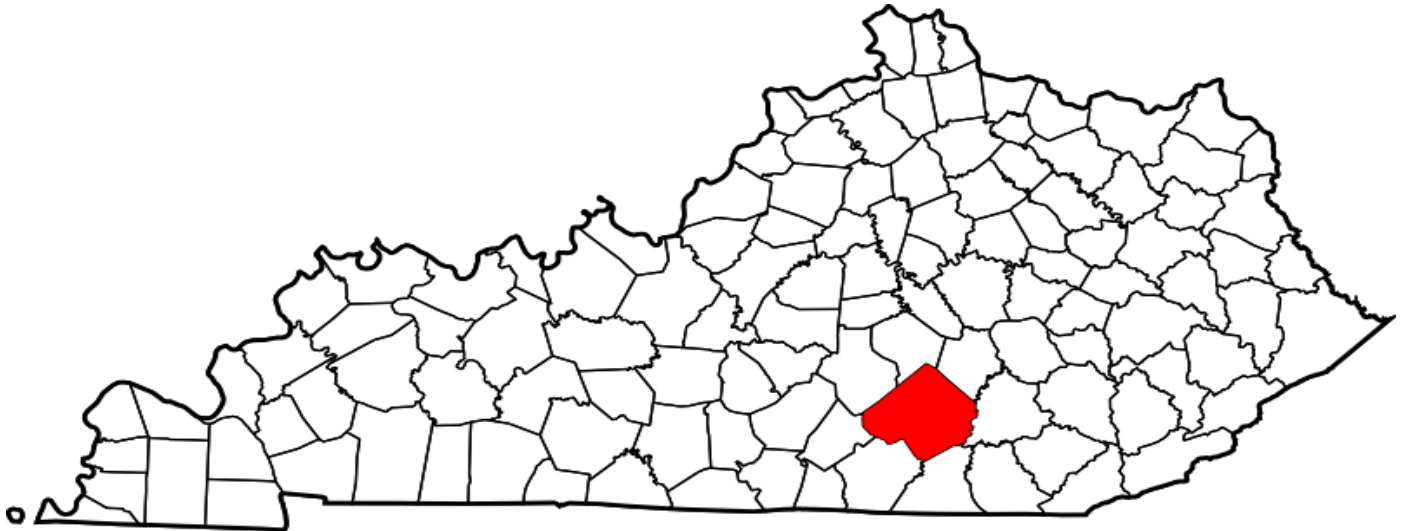
Pulaski County

**A CRIME IS COMMITTED IN PULASKI COUNTY
APPROXIMATELY EVERY 3 HOURS**

FULL TIME SWORN LAW ENFORCEMENT EMPLOYEES

Agency	Male	Female	Total
STATE POLICE	945	30	975
PULASKI COUNTY SHERIFF'S OFFICE	32	0	32
PULASKI COUNTY DETENTION CENTER	26	17	43
PULASKI COUNTY CONSTABLE DISTRICT 5	1	0	1
SOMERSET POLICE DEPARTMENT	39	1	40
BURNSIDE POLICE DEPARTMENT	5	0	5
FERGUSON POLICE DEPARTMENT	1	0	1

**Kentucky State Police Troopers may be assigned to multiple counties per post.



County Seat: Somerset
Population: 64,449
Registered Sex Offenders: 116

PULASKI COUNTY

Group A Offenses	State Police		Sheriff		Pulaski Det. Center		Somerset		Burnside	
By Category	Offenses		Offenses		Offenses		Offenses		Offenses	
	Reported	Cleared	Reported	Cleared	Reported	Cleared	Reported	Cleared	Reported	Cleared
Animal Cruelty	1	1	2	0	0	0	0	0	0	0
Arson	1	1	2	0	0	0	3	0	0	0
Assault Offenses	29	16	113	49	3	3	126	67	11	9
Bribery	0	0	0	0	0	0	0	0	0	0
Burglary/Breaking and Entering	4	1	183	13	0	0	73	5	4	3
Counterfeiting/Forgery	0	0	53	5	0	0	72	1	0	0
Destruction/Damage/Vandalism Of Property	15	6	39	4	0	0	40	7	4	2
Drug/Narcotic Offenses	59	44	149	62	1	1	392	124	28	18
Extortion/Blackmail	0	0	0	0	0	0	0	0	0	0
Fraud Offenses	1	1	93	9	0	0	88	12	3	3
Gambling Offenses	0	0	0	0	0	0	0	0	0	0
Homicide Offenses	0	0	2	0	0	0	2	0	0	0
Human Trafficking	0	0	0	0	0	0	0	0	0	0
Kidnapping/Abduction	1	1	9	3	0	0	2	0	0	0
Larceny/Theft Offenses	9	3	239	18	0	0	329	13	36	18
Motor Vehicle Theft	4	1	66	4	0	0	26	2	2	1
Pornography/Obscene Material	161	160	2	0	0	0	1	0	0	0
Prostitution Offenses	1	1	0	0	0	0	0	0	0	0
Robbery	1	0	4	0	0	0	11	5	1	0
Sex Offenses, Forcible	28	20	27	2	0	0	16	0	1	1
Sex Offenses, Nonforcible	3	2	3	0	0	0	2	0	0	0
Stolen Property Offenses (Receiving, etc.)	4	3	12	4	0	0	13	6	3	3
Weapon Law Violations	4	4	18	8	0	0	32	23	0	0
Total	326	265	1016	181	4	4	1228	265	93	58

**PULASKI
COUNTY**

Group A Offenses	Ferguson		Pulaski Constable 5		Science Hill		All Other Agencies		Total	
By Category	Offenses		Offenses		Offenses		Offenses		Offenses	
	Reported	Cleared	Reported	Cleared	Reported	Cleared	Reported	Cleared	Reported	Cleared
Animal Cruelty	0	0	0	0	0	0	0	0	3	1
Arson	0	0	0	0	0	0	0	0	6	1
Assault Offenses	0	0	11	6	0	0	0	0	293	150
Bribery	0	0	0	0	0	0	0	0	0	0
Burglary/Breaking and Entering	4	2	1	0	5	1	0	0	274	25
Counterfeiting/Forgery	0	0	0	0	0	0	0	0	125	6
Destruction/Damage/Vandalism Of Property	1	0	2	2	0	0	1	0	102	21
Drug/Narcotic Offenses	0	0	20	13	9	9	0	0	658	271
Extortion/Blackmail	0	0	0	0	0	0	0	0	0	0
Fraud Offenses	0	0	2	1	3	0	0	0	190	26
Gambling Offenses	0	0	0	0	0	0	0	0	0	0
Homicide Offenses	0	0	0	0	0	0	0	0	4	0
Human Trafficking	0	0	0	0	0	0	0	0	0	0
Kidnapping/Abduction	0	0	0	0	0	0	0	0	12	4
Larceny/Theft Offenses	4	1	1	0	6	0	1	0	625	53
Motor Vehicle Theft	1	0	0	0	0	0	0	0	99	8
Pornography/Obscene Material	0	0	0	0	1	0	0	0	165	160
Prostitution Offenses	0	0	0	0	0	0	0	0	1	1
Robbery	0	0	0	0	0	0	0	0	17	5
Sex Offenses, Forcible	0	0	0	0	0	0	0	0	72	23
Sex Offenses, Nonforcible	0	0	0	0	0	0	0	0	8	2
Stolen Property Offenses (Receiving, etc.)	0	0	1	0	0	0	0	0	33	16
Weapon Law Violations	0	0	1	0	0	0	0	0	55	35
Total	10	3	39	22	24	10	2	0	2742	808

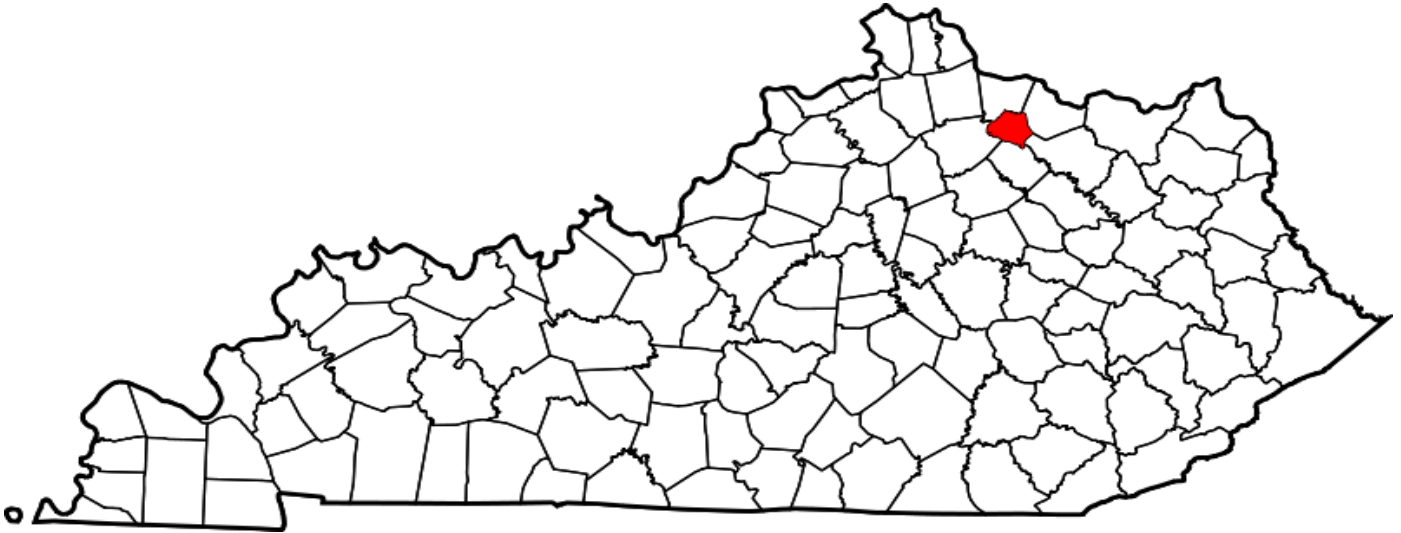
Robertson County

**A CRIME IS COMMITTED IN ROBERTSON COUNTY
APPROXIMATELY EVERY 8.7 DAYS**

FULL TIME SWORN LAW ENFORCEMENT EMPLOYEES

Agency	Male	Female	Total
STATE POLICE	945	30	975
ROBERTSON COUNTY SHERIFF'S OFFICE	1	0	1

****Kentucky State Police Troopers may be assigned to multiple counties per post.**



County Seat: Mt. Olivet
Population: 2,134
Registered Sex Offenders: 5

**ROBERTSON
COUNTY**

Group A Offenses	State Police		Sheriff		All Other Agencies		-		Total	
By Category	Offenses		Offenses		Offenses		Offenses		Offenses	
	Reported	Cleared	Reported	Cleared	Reported	Cleared	Reported	Cleared	Reported	Cleared
Animal Cruelty	1	0	0	0	0	0			1	0
Arson	0	0	0	0	0	0			0	0
Assault Offenses	11	8	2	2	0	0			13	10
Bribery	0	0	0	0	0	0			0	0
Burglary/Breaking and Entering	7	0	0	0	0	0			7	0
Counterfeiting/Forgery	0	0	0	0	0	0			0	0
Destruction/Damage/Vandalism Of Property	5	1	3	3	0	0			8	4
Drug/Narcotic Offenses	2	2	0	0	0	0			2	2
Extortion/Blackmail	0	0	0	0	0	0			0	0
Fraud Offenses	1	0	0	0	0	0			1	0
Gambling Offenses	0	0	0	0	0	0			0	0
Homicide Offenses	0	0	0	0	0	0			0	0
Human Trafficking	0	0	0	0	0	0			0	0
Kidnapping/Abduction	0	0	0	0	0	0			0	0
Larceny/Theft Offenses	1	0	4	3	0	0			5	3
Motor Vehicle Theft	1	1	0	0	0	0			1	1
Pornography/Obscene Material	0	0	0	0	0	0			0	0
Prostitution Offenses	0	0	0	0	0	0			0	0
Robbery	0	0	0	0	0	0			0	0
Sex Offenses, Forcible	1	1	0	0	0	0			1	1
Sex Offenses, Nonforcible	0	0	0	0	0	0			0	0
Stolen Property Offenses (Receiving, etc.)	0	0	0	0	0	0			0	0
Weapon Law Violations	3	3	0	0	0	0			3	3
Total	33	16	9	8	0	0	0	0	42	24

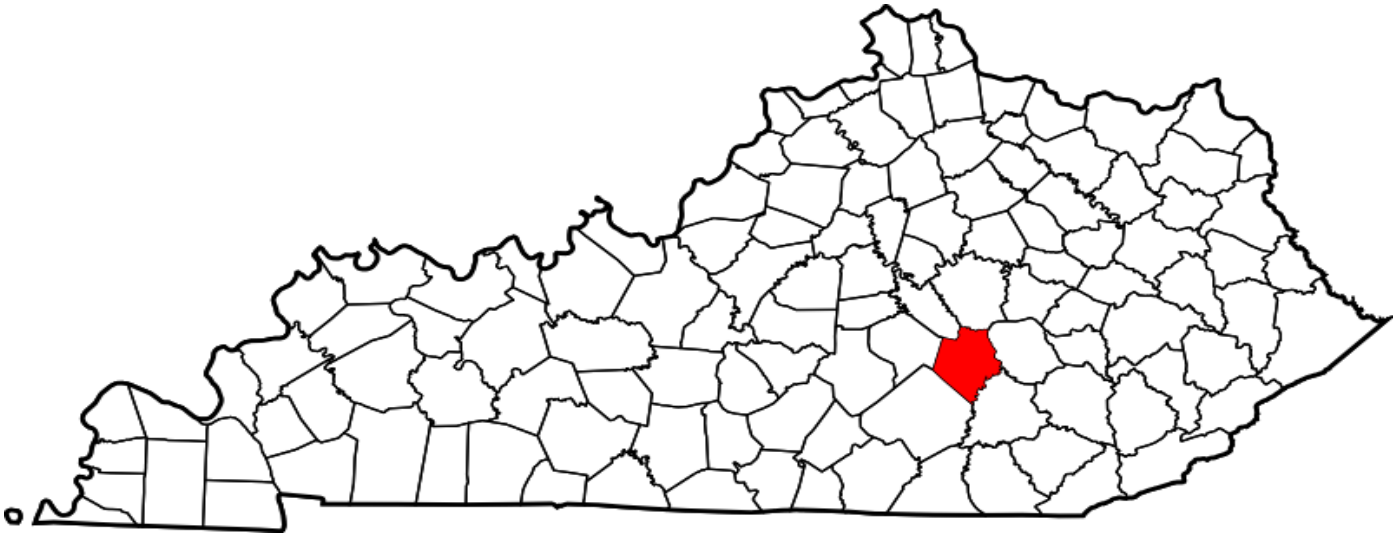
Rockcastle County

**A CRIME IS COMMITTED IN ROCKCASTLE COUNTY
APPROXIMATELY EVERY 12 HOURS**

FULL TIME SWORN LAW ENFORCEMENT EMPLOYEES

Agency	Male	Female	Total
STATE POLICE	945	30	975
ROCKCASTLE COUNTY SHERIFF'S OFFICE	5	0	5
MOUNT VERNON POLICE DEPARTMENT	8	0	8
LIVINGSTON POLICE DEPARTMENT	1	0	1
BRODHEAD POLICE DEPARTMENT	2	0	2

****Kentucky State Police Troopers may be assigned to multiple counties per post.**



County Seat: Mt. Vernon
Population: 16,698
Registered Sex Offenders: 27

ROCKCASTLE COUNTY

Group A Offenses	State Police		Sheriff		Mount Vernon		Livingston PD		Brodhead		All Other Agencies		Total	
By Category	Offenses		Offenses		Offenses		Offenses		Offenses		Offenses		Offenses	
	Reported	Cleared	Reported	Cleared	Reported	Cleared	Reported	Cleared	Reported	Cleared	Reported	Cleared	Reported	Cleared
Animal Cruelty	0	0	0	0	0	0	0	0	0	0	0	0	0	0
Arson	0	0	0	0	0	0	0	0	0	0	0	0	0	0
Assault Offenses	52	47	8	6	16	16	0	0	0	0	0	0	76	69
Bribery	0	0	0	0	0	0	0	0	0	0	0	0	0	0
Burglary/Breaking and Entering	16	8	20	4	16	7	0	0	0	0	0	0	52	19
Counterfeiting/Forgery	9	9	14	13	2	1	0	0	0	0	0	0	25	23
Destruction/Damage/Vandalism Of Property	17	3	2	0	9	6	0	0	0	0	0	0	28	9
Drug/Narcotic Offenses	164	151	41	41	145	81	12	12	0	0	3	3	365	288
Extortion/Blackmail	0	0	0	0	0	0	0	0	0	0	0	0	0	0
Fraud Offenses	19	19	1	0	3	3	0	0	0	0	0	0	23	22
Gambling Offenses	0	0	0	0	0	0	0	0	0	0	0	0	0	0
Homicide Offenses	5	4	1	1	0	0	0	0	0	0	0	0	6	5
Human Trafficking	0	0	0	0	0	0	0	0	0	0	0	0	0	0
Kidnapping/Abduction	1	0	0	0	1	1	0	0	0	0	0	0	2	1
Larceny/Theft Offenses	23	15	18	1	7	5	0	0	0	0	0	0	48	21
Motor Vehicle Theft	16	8	12	3	7	1	0	0	0	0	0	0	35	12
Pornography/Obscene Material	0	0	0	0	0	0	0	0	0	0	0	0	0	0
Prostitution Offenses	0	0	0	0	0	0	0	0	0	0	0	0	0	0
Robbery	0	0	1	0	1	0	0	0	0	0	0	0	2	0
Sex Offenses, Forcible	8	5	1	1	0	0	0	0	0	0	0	0	9	6
Sex Offenses, Nonforcible	1	1	0	0	0	0	0	0	0	0	0	0	1	1
Stolen Property Offenses (Receiving, etc.)	13	10	6	2	5	4	1	1	0	0	1	1	26	18
Weapon Law Violations	9	9	4	4	1	1	0	0	0	0	0	0	14	14
Total	353	289	129	76	213	126	13	13	0	0	4	4	712	508

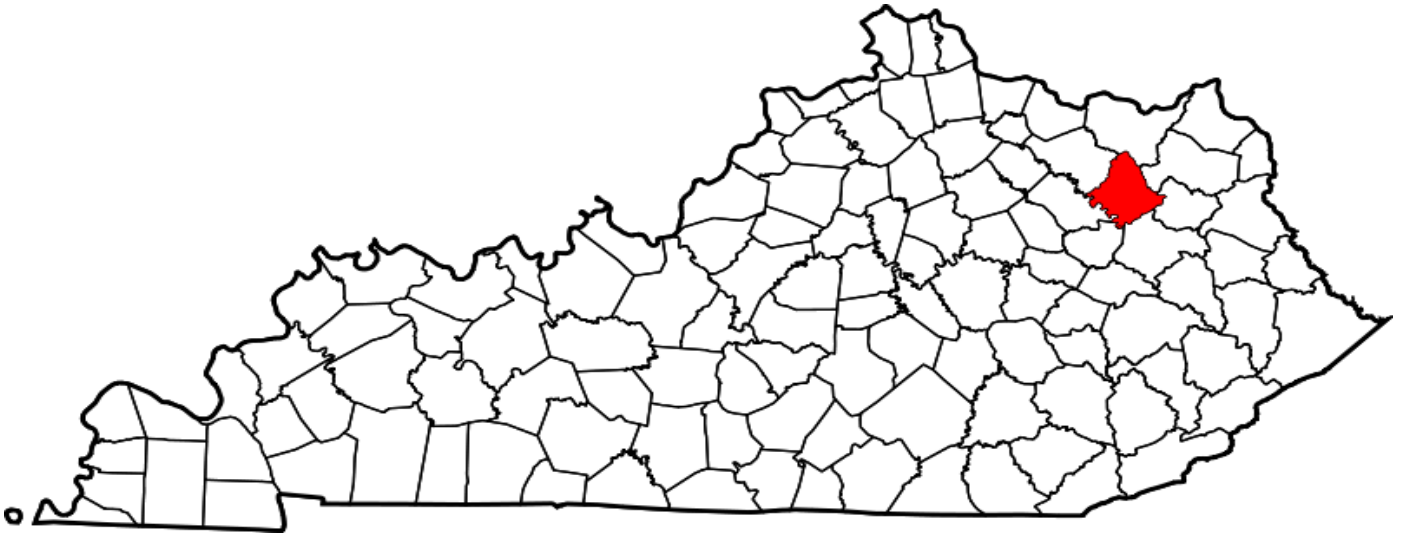
Rowan County

**A CRIME IS COMMITTED IN ROWAN COUNTY
APPROXIMATELY EVERY 8 HOURS**

FULL TIME SWORN LAW ENFORCEMENT EMPLOYEES

Agency	Male	Female	Total
STATE POLICE	945	30	975
ROWAN COUNTY SHERIFF'S OFFICE	11	0	11
MOREHEAD POLICE DEPARTMENT	20	0	20
MOREHEAD STATE UNIVERSITY	15	1	16

****Kentucky State Police Troopers may be assigned to multiple counties per post.**



County Seat: Morehead
Population: 24,517
Registered Sex Offenders: 28

ROWAN COUNTY

Group A Offenses	State Police		Sheriff		Morehead PD		Morehead University		All Other Agencies		Total	
By Category	Offenses		Offenses		Offenses		Offenses		Offenses		Offenses	
	Reported	Cleared	Reported	Cleared	Reported	Cleared	Reported	Cleared	Reported	Cleared	Reported	Cleared
Animal Cruelty	0	0	0	0	0	0	0	0	0	0	0	0
Arson	1	1	0	0	0	0	0	0	0	0	1	1
Assault Offenses	39	24	50	38	56	33	19	15	0	0	164	110
Bribery	0	0	0	0	0	0	0	0	0	0	0	0
Burglary/Breaking and Entering	26	9	33	5	20	3	17	0	1	0	97	17
Counterfeiting/Forgery	2	1	3	2	8	2	2	0	0	0	15	5
Destruction/Damage/Vandalism Of Property	20	3	32	5	23	2	19	2	0	0	94	12
Drug/Narcotic Offenses	82	60	74	44	101	94	15	5	0	0	272	203
Extortion/Blackmail	0	0	0	0	0	0	0	0	0	0	0	0
Fraud Offenses	4	3	12	4	10	5	4	0	0	0	30	12
Gambling Offenses	0	0	0	0	0	0	0	0	0	0	0	0
Homicide Offenses	1	1	0	0	0	0	0	0	0	0	1	1
Human Trafficking	0	0	0	0	0	0	0	0	0	0	0	0
Kidnapping/Abduction	1	0	2	2	0	0	1	0	0	0	4	2
Larceny/Theft Offenses	49	9	93	5	135	67	58	1	0	0	335	82
Motor Vehicle Theft	7	1	10	3	6	0	0	0	0	0	23	4
Pornography/Obscene Material	0	0	0	0	0	0	0	0	0	0	0	0
Prostitution Offenses	0	0	0	0	0	0	0	0	0	0	0	0
Robbery	1	0	0	0	0	0	0	0	0	0	1	0
Sex Offenses, Forcible	14	9	1	1	6	0	7	2	0	0	28	12
Sex Offenses, Nonforcible	1	0	0	0	1	0	0	0	0	0	2	0
Stolen Property Offenses (Receiving, etc.)	4	3	10	5	19	4	0	0	0	0	33	12
Weapon Law Violations	1	1	4	2	3	3	1	1	0	0	9	7
Total	253	125	324	116	388	213	143	26	1	0	1109	480

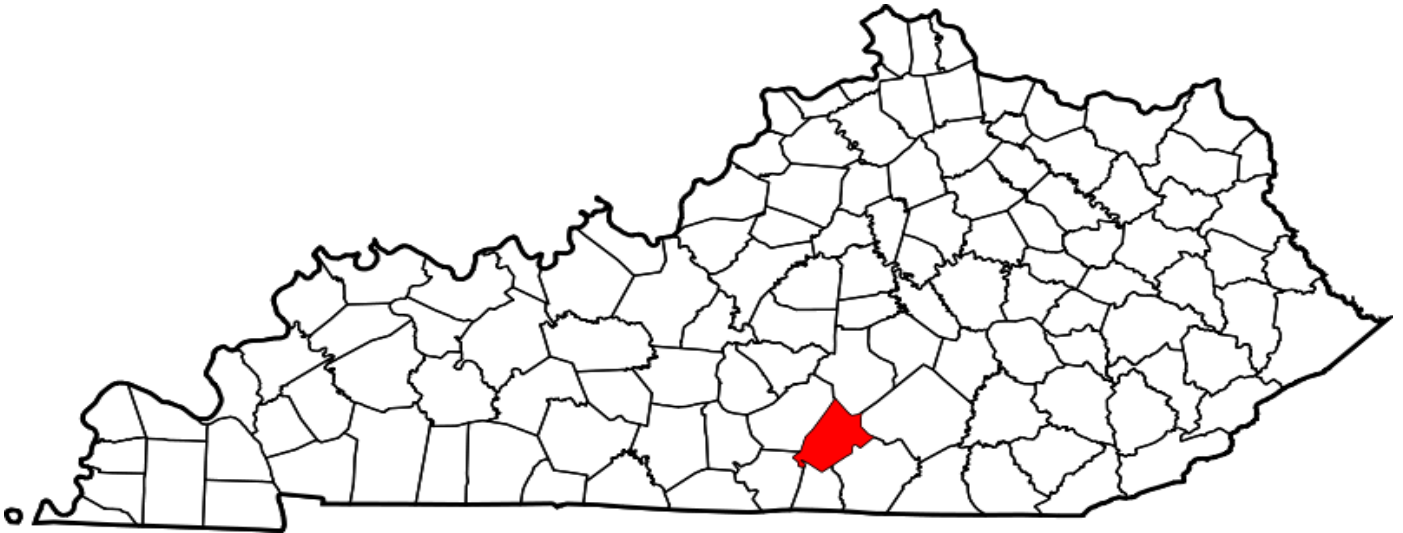
Russell County

**A CRIME IS COMMITTED IN RUSSELL COUNTY
APPROXIMATELY EVERY 18 HOURS**

FULL TIME SWORN LAW ENFORCEMENT EMPLOYEES

Agency	Male	Female	Total
STATE POLICE	945	30	975
RUSSELL COUNTY SHERIFF'S OFFICE	9	0	9
JAMESTOWN POLICE DEPARTMENT	4	0	4
RUSSELL SPRINGS POLICE DEPARTMENT	7	2	9

****Kentucky State Police Troopers may be assigned to multiple counties per post.**



County Seat: Jamestown
Population: 17,775
Registered Sex Offenders: 30

RUSSELL COUNTY

Group A Offenses	State Police		Sheriff		Jamestown		Russell Springs		All Other Agencies		Total	
By Category	Offenses		Offenses		Offenses		Offenses		Offenses		Offenses	
	Reported	Cleared	Reported	Cleared	Reported	Cleared	Reported	Cleared	Reported	Cleared	Reported	Cleared
Animal Cruelty	0	0	0	0	1	1	0	0	0	0	1	1
Arson	0	0	0	0	0	0	0	0	0	0	0	0
Assault Offenses	0	0	33	29	8	8	38	31	0	0	79	68
Bribery	0	0	0	0	0	0	1	1	0	0	1	1
Burglary/Breaking and Entering	0	0	14	1	5	3	13	3	0	0	32	7
Counterfeiting/Forgery	0	0	0	0	0	0	35	32	0	0	35	32
Destruction/Damage/Vandalism Of Property	0	0	4	0	6	1	15	7	0	0	25	8
Drug/Narcotic Offenses	0	0	89	87	7	7	77	72	0	0	173	166
Extortion/Blackmail	0	0	0	0	0	0	0	0	0	0	0	0
Fraud Offenses	0	0	0	0	0	0	1	0	0	0	1	0
Gambling Offenses	0	0	0	0	0	0	0	0	0	0	0	0
Homicide Offenses	0	0	0	0	0	0	0	0	0	0	0	0
Human Trafficking	0	0	0	0	0	0	0	0	0	0	0	0
Kidnapping/Abduction	0	0	0	0	0	0	0	0	0	0	0	0
Larceny/Theft Offenses	0	0	19	4	9	4	69	52	0	0	97	60
Motor Vehicle Theft	0	0	7	0	2	0	5	1	0	0	14	1
Pornography/Obscene Material	0	0	1	1	0	0	0	0	0	0	1	1
Prostitution Offenses	0	0	0	0	0	0	0	0	0	0	0	0
Robbery	0	0	0	0	0	0	1	1	0	0	1	1
Sex Offenses, Forcible	0	0	3	0	0	0	3	2	0	0	6	2
Sex Offenses, Nonforcible	0	0	0	0	0	0	0	0	0	0	0	0
Stolen Property Offenses (Receiving, etc.)	0	0	5	3	1	1	7	7	0	0	13	11
Weapon Law Violations	0	0	1	1	1	1	1	1	0	0	3	3
Total	0	0	176	126	40	26	266	210	0	0	482	362

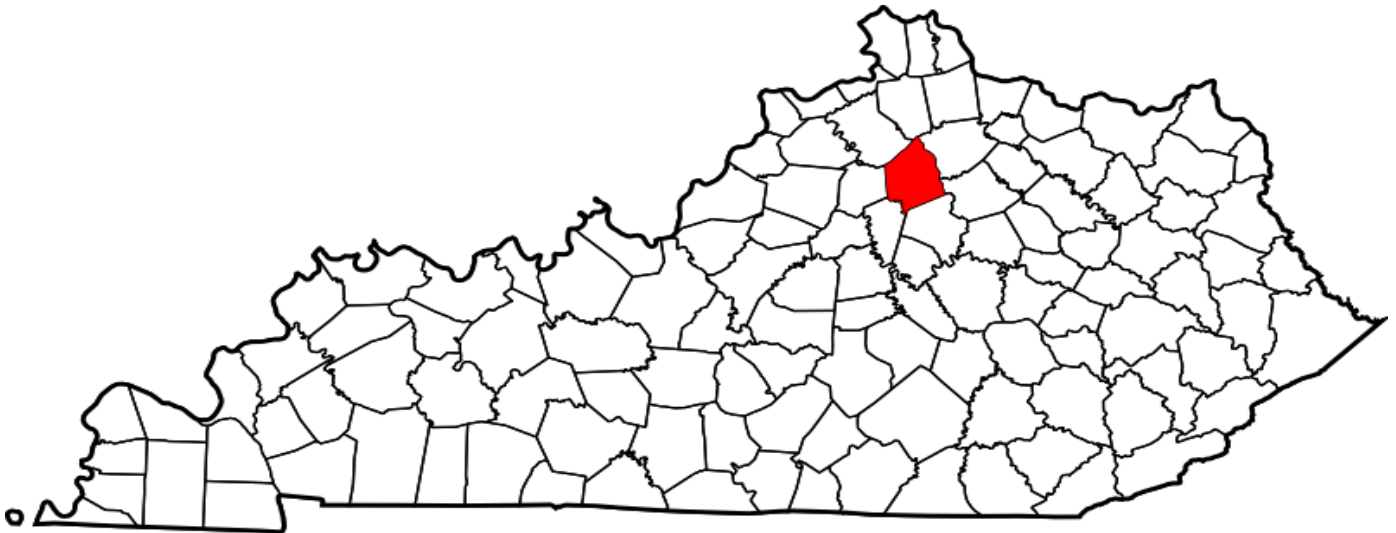
Scott County

**A CRIME IS COMMITTED IN SCOTT COUNTY
APPROXIMATELY EVERY 2 HOURS**

FULL TIME SWORN LAW ENFORCEMENT EMPLOYEES

Agency	Male	Female	Total
STATE POLICE	945	30	975
SCOTT COUNTY SHERIFF'S OFFICE	31	2	33
GEORGETOWN POLICE DEPARTMENT	48	3	51
STAMPING GROUND POLICE DEPARTMENT	1	0	1
SADIEVILLE POLICE DEPARTMENT	2	0	2

**Kentucky State Police Troopers may be assigned to multiple counties per post.



County Seat: Georgetown
Population: 54,873
Registered Sex Offenders: 58

SCOTT COUNTY

Group A Offenses	State Police		Sheriff		Georgetown PD		Stamping Ground		Sadieville PD		All Other Agencies		Total	
By Category	Offenses		Offenses		Offenses		Offenses		Offenses		Offenses		Offenses	
	Reported	Cleared	Reported	Cleared	Reported	Cleared	Reported	Cleared	Reported	Cleared	Reported	Cleared	Reported	Cleared
Animal Cruelty	0	0	0	0	2	1	0	0	0	0	0	0	2	1
Arson	8	2	0	0	1	0	0	0	0	0	0	0	9	2
Assault Offenses	15	11	111	71	523	206	1	0	0	0	1	0	651	288
Bribery	0	0	0	0	0	0	0	0	0	0	0	0	0	0
Burglary/Breaking and Entering	4	2	67	12	141	23	3	0	0	0	0	0	215	37
Counterfeiting/Forgery	3	0	29	4	75	21	0	0	0	0	0	0	107	25
Destruction/Damage/Vandalism Of Property	3	3	65	8	320	41	1	0	0	0	0	0	389	52
Drug/Narcotic Offenses	18	13	199	163	388	296	0	0	0	0	3	3	608	475
Extortion/Blackmail	0	0	0	0	1	0	0	0	0	0	0	0	1	0
Fraud Offenses	1	0	24	9	91	9	0	0	0	0	2	2	118	20
Gambling Offenses	0	0	0	0	0	0	0	0	0	0	0	0	0	0
Homicide Offenses	0	0	7	3	2	0	0	0	0	0	0	0	9	3
Human Trafficking	0	0	0	0	0	0	0	0	0	0	0	0	0	0
Kidnapping/Abduction	0	0	1	0	16	6	0	0	0	0	0	0	17	6
Larceny/Theft Offenses	11	4	180	24	875	158	7	1	0	0	0	0	1073	187
Motor Vehicle Theft	0	0	23	1	81	5	1	0	0	0	0	0	105	6
Pornography/Obscene Material	4	1	3	3	5	0	0	0	0	0	112	110	124	114
Prostitution Offenses	0	0	0	0	0	0	0	0	0	0	0	0	0	0
Robbery	0	0	2	0	31	3	0	0	0	0	0	0	33	3
Sex Offenses, Forcible	1	1	12	8	49	10	0	0	0	0	0	0	62	19
Sex Offenses, Nonforcible	1	0	1	1	3	2	0	0	0	0	0	0	5	3
Stolen Property Offenses (Receiving, etc.)	3	1	28	22	48	18	0	0	0	0	0	0	79	41
Weapon Law Violations	29	1	18	16	34	27	0	0	0	0	0	0	81	44
Total	101	39	770	345	2686	826	13	1	0	0	118	115	3688	1326

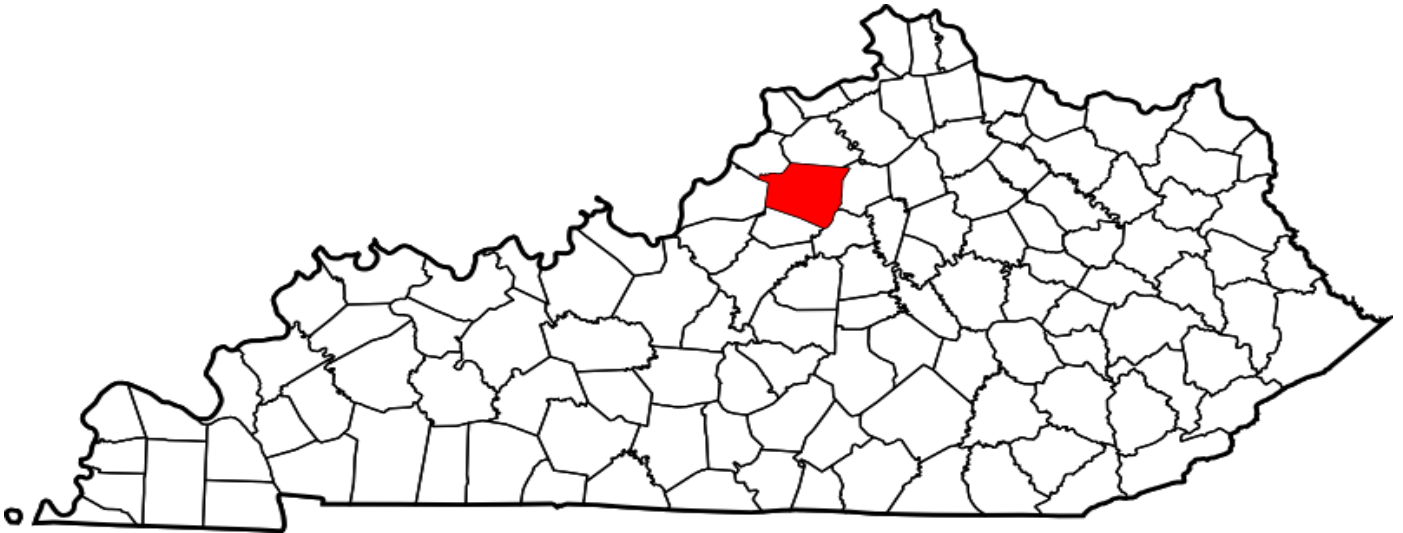
Shelby County

**A CRIME IS COMMITTED IN SHELBY COUNTY
APPROXIMATELY EVERY 4 HOURS**

FULL TIME SWORN LAW ENFORCEMENT EMPLOYEES

Agency	Male	Female	Total
STATE POLICE	945	30	975
SHELBY COUNTY SHERIFF'S OFFICE	20	2	22
SHELBYVILLE POLICE DEPARTMENT	20	1	21
SIMPSONVILLE POLICE DEPARTMENT	6	0	6

****Kentucky State Police Troopers may be assigned to multiple counties per post.**



County Seat: Shelbyville
Population: 47,421
Registered Sex Offenders: 62

SHELBY COUNTY

Group A Offenses	State Police		Sheriff		Shelbyville		Simpsonville		All Other Agencies		Total	
By Category	Offenses		Offenses		Offenses		Offenses		Offenses		Offenses	
	Reported	Cleared	Reported	Cleared	Reported	Cleared	Reported	Cleared	Reported	Cleared	Reported	Cleared
Animal Cruelty	0	0	3	0	0	0	0	0	1	0	4	0
Arson	2	2	0	0	1	0	0	0	0	0	3	2
Assault Offenses	18	17	155	89	121	64	19	10	0	0	313	180
Bribery	0	0	0	0	0	0	0	0	0	0	0	0
Burglary/Breaking and Entering	1	0	79	14	62	18	6	1	0	0	148	33
Counterfeiting/Forgery	0	0	11	0	47	12	6	4	0	0	64	16
Destruction/Damage/Vandalism Of Property	6	5	100	22	74	10	11	1	0	0	191	38
Drug/Narcotic Offenses	73	55	124	94	184	171	17	10	2	2	400	332
Extortion/Blackmail	0	0	0	0	0	0	0	0	0	0	0	0
Fraud Offenses	5	2	67	5	46	15	4	0	0	0	122	22
Gambling Offenses	0	0	0	0	0	0	0	0	0	0	0	0
Homicide Offenses	1	1	5	5	1	0	0	0	0	0	7	6
Human Trafficking	0	0	0	0	0	0	0	0	1	1	1	1
Kidnapping/Abduction	0	0	2	1	1	0	0	0	0	0	3	1
Larceny/Theft Offenses	4	3	275	38	236	40	101	18	0	0	616	99
Motor Vehicle Theft	0	0	33	4	29	8	5	2	0	0	67	14
Pornography/Obscene Material	1	1	2	1	17	16	0	0	0	0	20	18
Prostitution Offenses	0	0	0	0	0	0	0	0	0	0	0	0
Robbery	0	0	4	0	18	7	3	0	0	0	25	7
Sex Offenses, Forcible	5	0	13	7	8	2	0	0	0	0	26	9
Sex Offenses, Nonforcible	0	0	2	1	0	0	0	0	0	0	2	1
Stolen Property Offenses (Receiving, etc.)	4	2	24	10	6	3	3	1	0	0	37	16
Weapon Law Violations	4	4	23	18	18	16	0	0	0	0	45	38
Total	124	92	922	309	869	382	175	47	4	3	2094	833

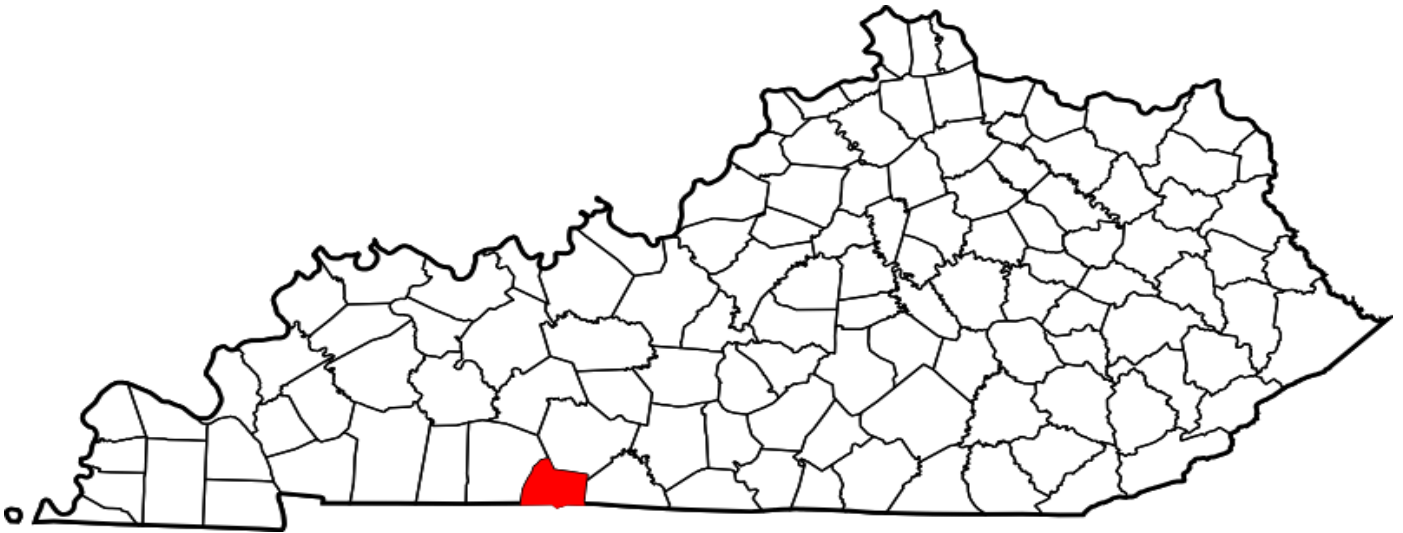
Simpson County

**A CRIME IS COMMITTED IN SIMPSON COUNTY
APPROXIMATELY EVERY 6 HOURS**

FULL TIME SWORN LAW ENFORCEMENT EMPLOYEES

Agency	Male	Female	Total
STATE POLICE	945	30	975
SIMPSON COUNTY SHERIFF'S OFFICE	12	0	12
FRANKLIN POLICE DEPARTMENT	21	2	23

****Kentucky State Police Troopers may be assigned to multiple counties per post.**



County Seat: Franklin
Population: 18,108
Registered Sex Offenders: 52

**SIMPSON
COUNTY**

Group A Offenses	State Police		Sheriff		Franklin		All Other Agencies		Total	
By Category	Offenses		Offenses		Offenses		Offenses		Offenses	
	Reported	Cleared	Reported	Cleared	Reported	Cleared	Reported	Cleared	Reported	Cleared
Animal Cruelty	0	0	1	0	1	0	0	0	2	0
Arson	0	0	0	0	0	0	0	0	0	0
Assault Offenses	3	1	51	27	123	54	0	0	177	82
Bribery	0	0	0	0	0	0	0	0	0	0
Burglary/Breaking and Entering	0	0	25	3	49	3	0	0	74	6
Counterfeiting/Forgery	1	0	2	0	53	34	0	0	56	34
Destruction/Damage/Vandalism Of Property	0	0	10	2	47	6	0	0	57	8
Drug/Narcotic Offenses	35	5	160	30	272	145	26	8	493	188
Extortion/Blackmail	0	0	0	0	0	0	0	0	0	0
Fraud Offenses	1	0	6	0	21	12	0	0	28	12
Gambling Offenses	0	0	0	0	0	0	0	0	0	0
Homicide Offenses	0	0	0	0	4	0	0	0	4	0
Human Trafficking	0	0	0	0	0	0	0	0	0	0
Kidnapping/Abduction	0	0	4	3	3	2	0	0	7	5
Larceny/Theft Offenses	2	0	21	1	219	26	0	0	242	27
Motor Vehicle Theft	0	0	6	1	28	2	0	0	34	3
Pornography/Obscene Material	0	0	1	0	8	1	0	0	9	1
Prostitution Offenses	0	0	0	0	0	0	0	0	0	0
Robbery	0	0	1	1	7	2	0	0	8	3
Sex Offenses, Forcible	7	3	1	0	23	5	0	0	31	8
Sex Offenses, Nonforcible	0	0	0	0	6	0	0	0	6	0
Stolen Property Offenses (Receiving, etc.)	2	0	12	2	14	9	0	0	28	11
Weapon Law Violations	1	1	12	6	19	8	0	0	32	15
Total	52	10	313	76	897	309	26	8	1288	403

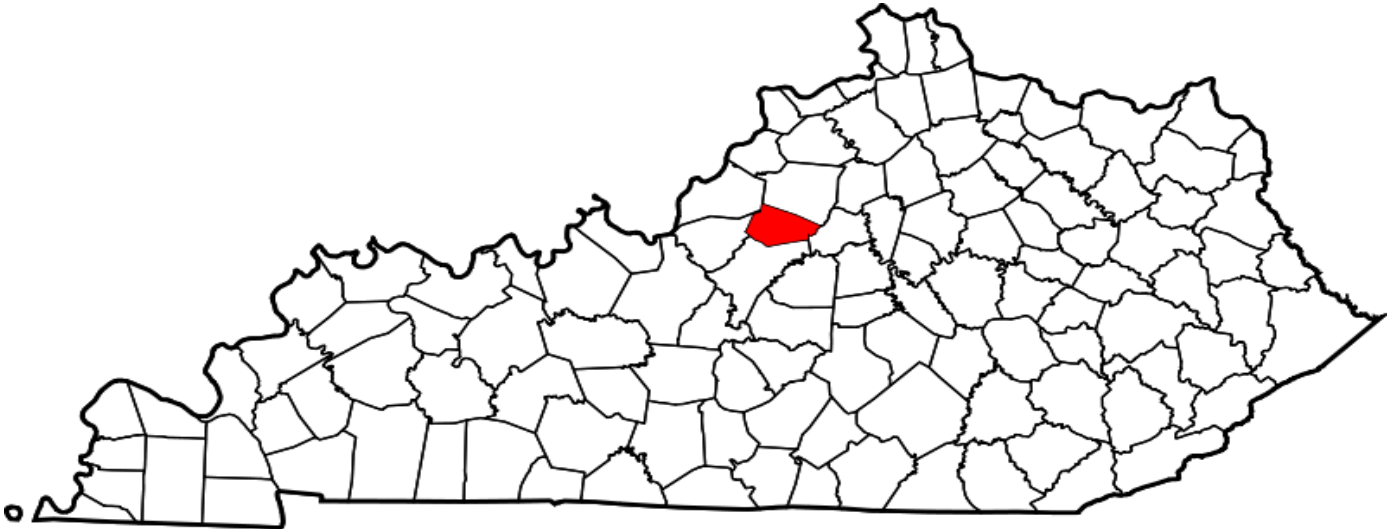
Spencer County

**A CRIME IS COMMITTED IN SPENCER COUNTY
APPROXIMATELY EVERY 18 HOURS**

FULL TIME SWORN LAW ENFORCEMENT EMPLOYEES

Agency	Male	Female	Total
STATE POLICE	945	30	975
SPENCER COUNTY SHERIFF'S OFFICE	11	0	11
TAYLORSVILLE POLICE DEPARTMENT	4	0	4

****Kentucky State Police Troopers may be assigned to multiple counties per post.**



County Seat: Taylorsville
Population: 18,507
Registered Sex Offenders: 21

**SPENCER
COUNTY**

Group A Offenses	State Police		Sheriff		Taylorsville PD		All Other Agencies		-		Total	
By Category	Offenses		Offenses		Offenses		Offenses		Offenses		Offenses	
	Reported	Cleared	Reported	Cleared	Reported	Cleared	Reported	Cleared	Reported	Cleared	Reported	Cleared
Animal Cruelty	0	0	0	0	0	0	0	0			0	0
Arson	5	4	0	0	1	0	0	0			6	4
Assault Offenses	47	43	20	15	12	10	0	0			79	68
Bribery	0	0	0	0	0	0	0	0			0	0
Burglary/Breaking and Entering	11	3	18	0	11	0	0	0			40	3
Counterfeiting/Forgery	1	0	39	0	5	0	0	0			45	0
Destruction/Damage/Vandalism Of Property	6	1	13	2	5	0	0	0			24	3
Drug/Narcotic Offenses	52	45	102	89	8	4	2	0			164	138
Extortion/Blackmail	0	0	0	0	0	0	0	0			0	0
Fraud Offenses	4	0	3	0	2	0	0	0			9	0
Gambling Offenses	0	0	0	0	0	0	0	0			0	0
Homicide Offenses	3	3	0	0	1	1	0	0			4	4
Human Trafficking	0	0	0	0	0	0	0	0			0	0
Kidnapping/Abduction	0	0	0	0	0	0	0	0			0	0
Larceny/Theft Offenses	14	6	50	0	10	1	0	0			74	7
Motor Vehicle Theft	7	0	4	0	0	0	0	0			11	0
Pornography/Obscene Material	0	0	0	0	0	0	0	0			0	0
Prostitution Offenses	0	0	0	0	0	0	0	0			0	0
Robbery	0	0	0	0	0	0	0	0			0	0
Sex Offenses, Forcible	5	0	1	0	0	0	0	0			6	0
Sex Offenses, Nonforcible	0	0	0	0	0	0	0	0			0	0
Stolen Property Offenses (Receiving, etc.)	2	1	2	1	0	0	0	0			4	2
Weapon Law Violations	4	4	3	3	1	1	0	0			8	8
Total	161	110	255	110	56	17	2	0	0	0	474	237

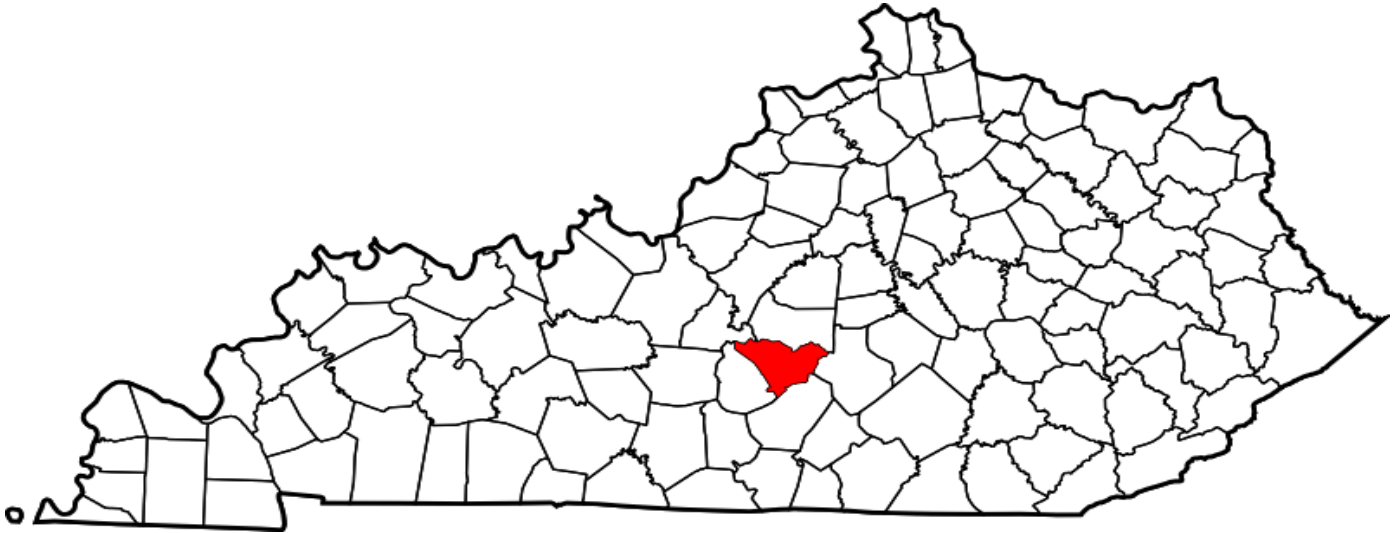
Taylor County

**A CRIME IS COMMITTED IN TAYLOR COUNTY
APPROXIMATELY EVERY 5 HOURS**

FULL TIME SWORN LAW ENFORCEMENT EMPLOYEES

Agency	Male	Female	Total
STATE POLICE	945	30	975
TAYLOR COUNTY SHERIFF'S OFFICE	10	0	10
CAMPBELLSVILLE POLICE DEPARTMENT	19	1	20

****Kentucky State Police Troopers may be assigned to multiple counties per post.**



County Seat: Campbellsville
Population: 25,472
Registered Sex Offenders: 73

TAYLOR COUNTY

Group A Offenses	State Police		Sheriff		Campbellsville		All Other Agencies		Total	
By Category	Offenses		Offenses		Offenses		Offenses		Offenses	
	Reported	Cleared	Reported	Cleared	Reported	Cleared	Reported	Cleared	Reported	Cleared
Animal Cruelty	0	0	0	0	0	0	1	1	1	1
Arson	1	0	1	1	3	2	0	0	5	3
Assault Offenses	13	11	58	24	170	101	10	10	251	146
Bribery	0	0	0	0	0	0	0	0	0	0
Burglary/Breaking and Entering	3	1	69	8	122	25	0	0	194	34
Counterfeiting/Forgery	5	5	21	9	43	5	0	0	69	19
Destruction/Damage/Vandalism Of Property	2	1	39	3	78	11	0	0	119	15
Drug/Narcotic Offenses	110	56	40	25	208	178	8	8	366	267
Extortion/Blackmail	0	0	0	0	0	0	0	0	0	0
Fraud Offenses	11	3	21	1	47	10	0	0	79	14
Gambling Offenses	0	0	0	0	0	0	0	0	0	0
Homicide Offenses	0	0	1	1	0	0	0	0	1	1
Human Trafficking	0	0	0	0	0	0	0	0	0	0
Kidnapping/Abduction	0	0	1	1	4	1	0	0	5	2
Larceny/Theft Offenses	12	7	92	5	325	120	0	0	429	132
Motor Vehicle Theft	3	1	13	2	29	5	0	0	45	8
Pornography/Obscene Material	0	0	4	4	0	0	0	0	4	4
Prostitution Offenses	0	0	0	0	0	0	0	0	0	0
Robbery	0	0	1	0	3	3	0	0	4	3
Sex Offenses, Forcible	11	4	5	0	17	5	0	0	33	9
Sex Offenses, Nonforcible	2	2	0	0	1	0	0	0	3	2
Stolen Property Offenses (Receiving, etc.)	2	2	7	6	8	6	0	0	17	14
Weapon Law Violations	5	5	6	6	11	9	3	3	25	23
Total	180	98	379	96	1069	481	22	22	1650	697

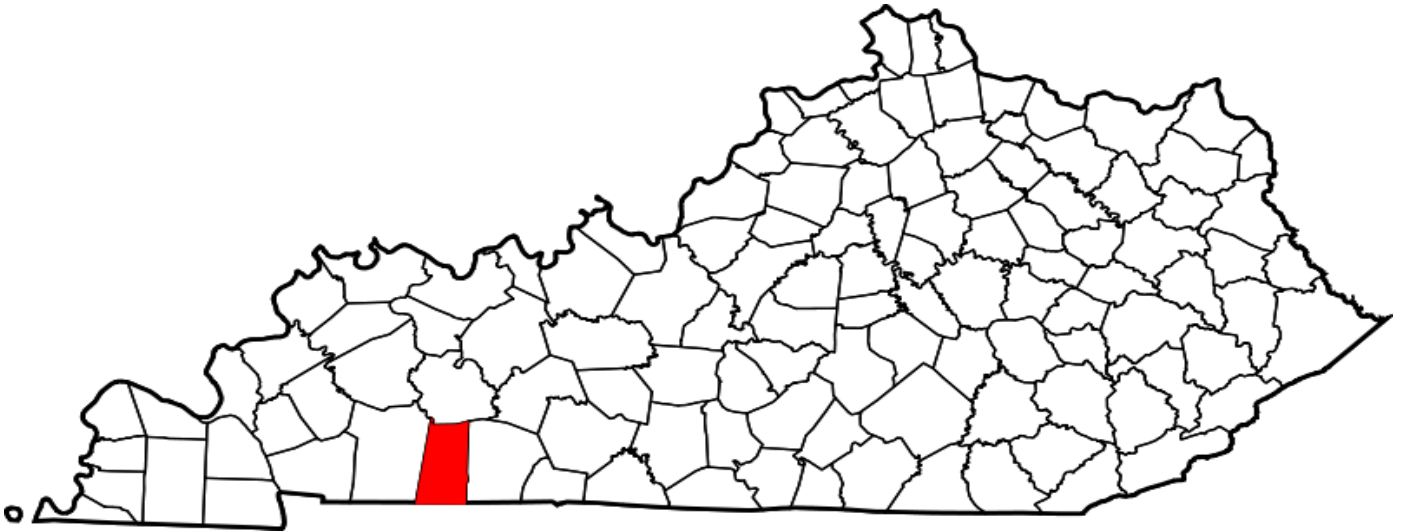
Todd County

**A CRIME IS COMMITTED IN TODD COUNTY
APPROXIMATELY EVERY 15 HOURS**

FULL TIME SWORN LAW ENFORCEMENT EMPLOYEES

Agency	Male	Female	Total
STATE POLICE	945	30	975
TODD COUNTY SHERIFF'S OFFICE	4	0	4
ELKTON POLICE DEPARTMENT	7	0	7
GUTHRIE POLICE DEPARTMENT	4	0	4
TRENTON POLICE DEPARTMENT	1	0	1

****Kentucky State Police Troopers may be assigned to multiple counties per post.**



County Seat: Elkton
Population: 12,243
Registered Sex Offenders: 20

**TODD
COUNTY**

Group A Offenses	State Police		Sheriff		Elkton		Guthrie		Trenton		All Other Agencies		Total	
By Category	Offenses		Offenses		Offenses		Offenses		Offenses		Offenses		Offenses	
	Reported	Cleared	Reported	Cleared	Reported	Cleared	Reported	Cleared	Reported	Cleared	Reported	Cleared	Reported	Cleared
Animal Cruelty	0	0	0	0	2	1	0	0	0	0	0	0	2	1
Arson	0	0	0	0	2	1	0	0	0	0	0	0	2	1
Assault Offenses	8	6	27	20	30	22	3	1	0	0	0	0	68	49
Bribery	0	0	0	0	1	1	0	0	0	0	0	0	1	1
Burglary/Breaking and Entering	3	0	26	1	18	1	1	0	0	0	0	0	48	2
Counterfeiting/Forgery	1	0	1	0	8	4	2	0	0	0	0	0	12	4
Destruction/Damage/Vandalism Of Property	4	2	16	5	5	3	0	0	0	0	0	0	25	10
Drug/Narcotic Offenses	6	4	63	51	28	20	9	9	0	0	3	0	109	84
Extortion/Blackmail	0	0	0	0	0	0	0	0	0	0	0	0	0	0
Fraud Offenses	2	2	1	0	2	1	4	0	0	0	0	0	9	3
Gambling Offenses	0	0	0	0	0	0	0	0	0	0	0	0	0	0
Homicide Offenses	0	0	0	0	0	0	0	0	0	0	0	0	0	0
Human Trafficking	0	0	0	0	0	0	0	0	0	0	0	0	0	0
Kidnapping/Abduction	0	0	0	0	0	0	0	0	0	0	0	0	0	0
Larceny/Theft Offenses	8	2	40	4	32	16	8	1	0	0	0	0	88	23
Motor Vehicle Theft	1	1	6	0	1	0	0	0	0	0	0	0	8	1
Pornography/Obscene Material	0	0	1	0	0	0	0	0	0	0	0	0	1	0
Prostitution Offenses	0	0	0	0	0	0	0	0	0	0	0	0	0	0
Robbery	0	0	0	0	1	0	0	0	0	0	0	0	1	0
Sex Offenses, Forcible	163	6	0	0	0	0	0	0	0	0	0	0	163	6
Sex Offenses, Nonforcible	0	0	0	0	0	0	0	0	0	0	0	0	0	0
Stolen Property Offenses (Receiving, etc.)	0	0	4	3	4	2	1	0	0	0	0	0	9	5
Weapon Law Violations	1	1	6	4	4	3	1	1	0	0	0	0	12	9
Total	197	24	191	88	138	75	29	12	0	0	3	0	558	199

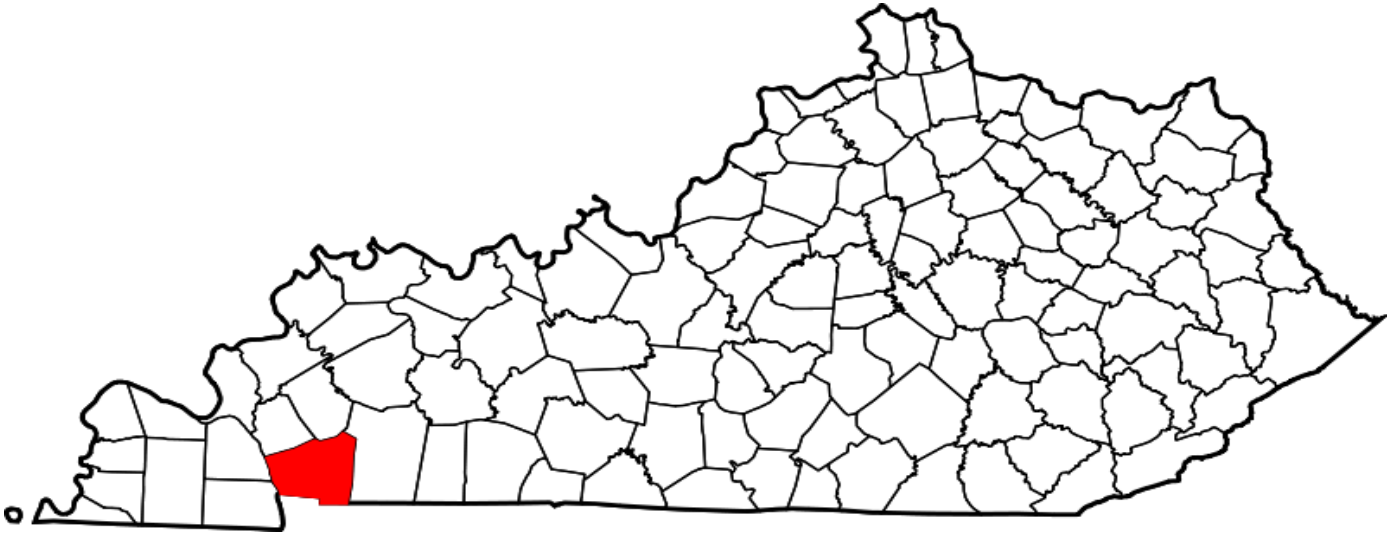
Trigg County

**A CRIME IS COMMITTED IN TRIGG COUNTY
APPROXIMATELY EVERY 13 HOURS**

FULL TIME SWORN LAW ENFORCEMENT EMPLOYEES

Agency	Male	Female	Total
STATE POLICE	945	30	975
TRIGG COUNTY SHERIFF'S OFFICE	7	0	7
CADIZ POLICE DEPARTMENT	9	0	9

****Kentucky State Police Troopers may be assigned to multiple counties per post.**



County Seat: Cadiz
Population: 14,444
Registered Sex Offenders: 21

TRIGG COUNTY

Group A Offenses	State Police		Sheriff		Cadiz		All Other Agencies		Total	
By Category	Offenses		Offenses		Offenses		Offenses		Offenses	
	Reported	Cleared	Reported	Cleared	Reported	Cleared	Reported	Cleared	Reported	Cleared
Animal Cruelty	0	0	0	0	2	2	0	0	2	2
Arson	1	0	0	0	1	1	0	0	2	1
Assault Offenses	13	7	28	21	84	73	0	0	125	101
Bribery	0	0	0	0	2	1	0	0	2	1
Burglary/Breaking and Entering	5	1	22	6	15	4	0	0	42	11
Counterfeiting/Forgery	2	0	11	1	3	1	0	0	16	2
Destruction/Damage/Vandalism Of Property	2	1	13	5	32	12	0	0	47	18
Drug/Narcotic Offenses	12	9	56	48	88	82	4	0	160	139
Extortion/Blackmail	0	0	0	0	0	0	0	0	0	0
Fraud Offenses	0	0	12	0	5	3	0	0	17	3
Gambling Offenses	0	0	0	0	0	0	0	0	0	0
Homicide Offenses	0	0	2	2	0	0	0	0	2	2
Human Trafficking	0	0	0	0	0	0	0	0	0	0
Kidnapping/Abduction	0	0	6	6	2	2	0	0	8	8
Larceny/Theft Offenses	12	0	28	7	144	105	1	1	185	113
Motor Vehicle Theft	0	0	6	2	5	5	0	0	11	7
Pornography/Obscene Material	3	0	0	0	1	0	0	0	4	0
Prostitution Offenses	0	0	0	0	0	0	0	0	0	0
Robbery	0	0	2	2	4	3	0	0	6	5
Sex Offenses, Forcible	10	1	3	1	0	0	0	0	13	2
Sex Offenses, Nonforcible	1	0	0	0	0	0	0	0	1	0
Stolen Property Offenses (Receiving, etc.)	2	2	1	1	1	1	0	0	4	4
Weapon Law Violations	1	1	5	5	2	2	0	0	8	8
Total	64	22	195	107	391	297	5	1	655	427

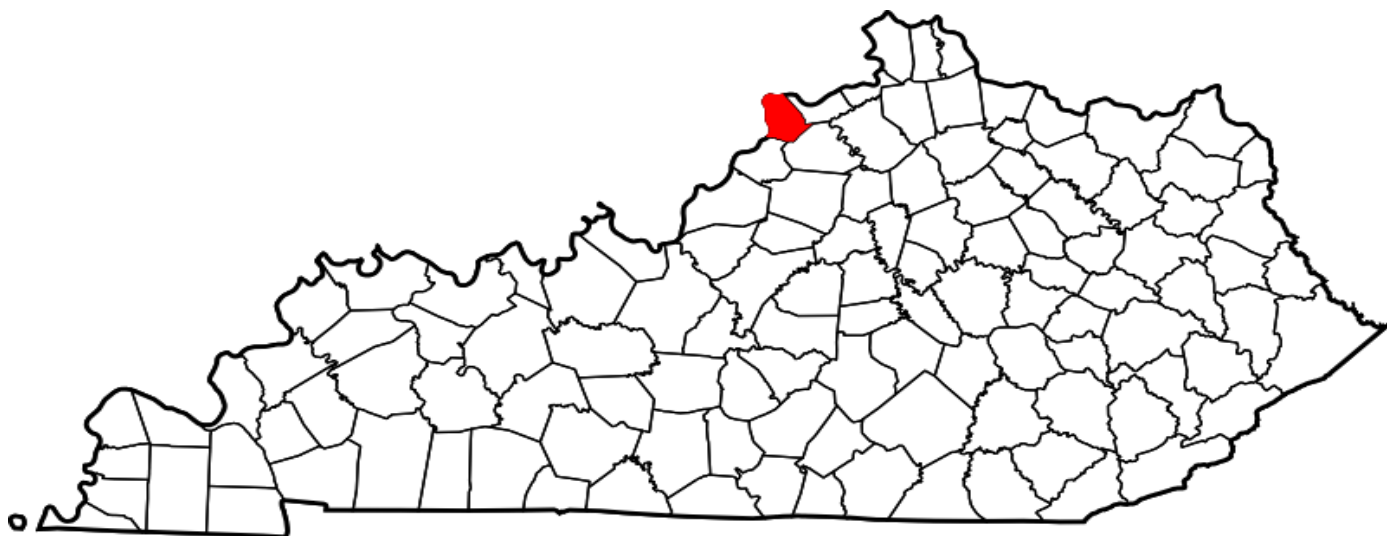
Trimble County

**A CRIME IS COMMITTED IN TRIMBLE COUNTY
APPROXIMATELY EVERY 24 HOURS**

FULL TIME SWORN LAW ENFORCEMENT EMPLOYEES

Agency	Male	Female	Total
STATE POLICE	945	30	975
TRIMBLE COUNTY SHERIFF'S OFFICE	2	0	2

****Kentucky State Police Troopers may be assigned to multiple counties per post.**



County Seat: Bedford
Population: 8,561
Registered Sex Offenders: 26

**TRIMBLE
COUNTY**

Group A Offenses	State Police		Sheriff		All Other Agencies		-		Total	
By Category	Offenses		Offenses		Offenses		Offenses		Offenses	
	Reported	Cleared	Reported	Cleared	Reported	Cleared	Reported	Cleared	Reported	Cleared
Animal Cruelty	0	0	0	0	1	1			1	1
Arson	1	0	0	0	0	0			1	0
Assault Offenses	57	43	7	3	0	0			64	46
Bribery	0	0	0	0	0	0			0	0
Burglary/Breaking and Entering	18	4	7	1	0	0			25	5
Counterfeiting/Forgery	0	0	2	0	0	0			2	0
Destruction/Damage/Vandalism Of Property	11	4	2	0	0	0			13	4
Drug/Narcotic Offenses	75	63	11	11	0	0			86	74
Extortion/Blackmail	0	0	0	0	0	0			0	0
Fraud Offenses	13	2	2	0	0	0			15	2
Gambling Offenses	0	0	0	0	0	0			0	0
Homicide Offenses	1	1	0	0	0	0			1	1
Human Trafficking	0	0	0	0	0	0			0	0
Kidnapping/Abduction	2	1	0	0	0	0			2	1
Larceny/Theft Offenses	20	11	8	2	0	0			28	13
Motor Vehicle Theft	4	3	2	0	0	0			6	3
Pornography/Obscene Material	4	4	0	0	0	0			4	4
Prostitution Offenses	0	0	0	0	0	0			0	0
Robbery	0	0	0	0	0	0			0	0
Sex Offenses, Forcible	12	8	0	0	0	0			12	8
Sex Offenses, Nonforcible	0	0	0	0	0	0			0	0
Stolen Property Offenses (Receiving, etc.)	3	0	1	0	0	0			4	0
Weapon Law Violations	4	4	1	0	0	0			5	4
Total	225	148	43	17	1	1	0	0	269	166

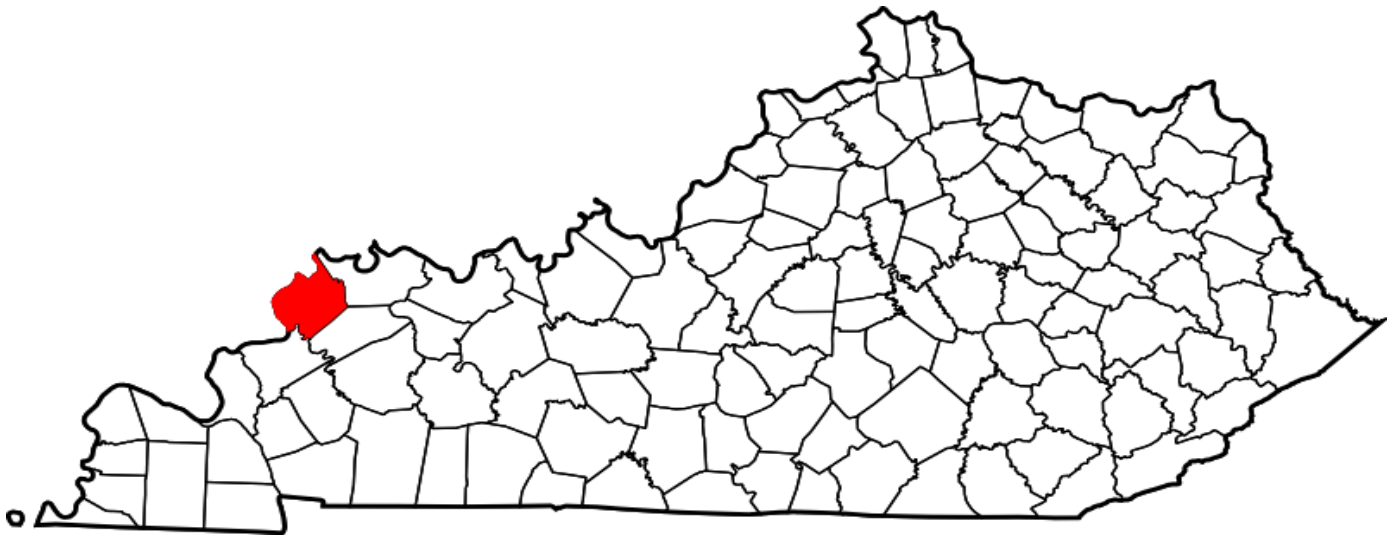
Union County

**A CRIME IS COMMITTED IN UNION COUNTY
APPROXIMATELY EVERY 17 HOURS**

FULL TIME SWORN LAW ENFORCEMENT EMPLOYEES

Agency	Male	Female	Total
STATE POLICE	945	30	975
UNION COUNTY SHERIFF'S OFFICE	8	0	8
MORGANFIELD POLICE DEPARTMENT	8	0	8
STURGIS POLICE DEPARTMENT	2	0	2
UNIONTOWN POLICE DEPARTMENT	2	0	2

****Kentucky State Police Troopers may be assigned to multiple counties per post.**



County Seat: Morganfield
Population: 14,668
Registered Sex Offenders: 26

UNION COUNTY

Group A Offenses	State Police		Sheriff		Morganfield		Sturgis		Uniontown		All Other Agencies		Total	
By Category	Offenses		Offenses		Offenses		Offenses		Offenses		Offenses		Offenses	
	Reported	Cleared	Reported	Cleared	Reported	Cleared	Reported	Cleared	Reported	Cleared	Reported	Cleared	Reported	Cleared
Animal Cruelty	0	0	1	0	0	0	0	0	0	0	0	0	1	0
Arson	2	1	1	0	0	0	0	0	0	0	0	0	3	1
Assault Offenses	3	2	48	33	11	11	14	12	14	8	0	0	90	66
Bribery	0	0	0	0	0	0	0	0	0	0	0	0	0	0
Burglary/Breaking and Entering	3	0	30	11	7	2	11	0	7	0	0	0	58	13
Counterfeiting/Forgery	0	0	7	1	0	0	32	0	2	0	0	0	41	1
Destruction/Damage/Vandalism Of Property	1	1	17	7	6	0	3	1	4	1	0	0	31	10
Drug/Narcotic Offenses	11	9	41	26	37	35	0	0	6	3	13	10	108	83
Extortion/Blackmail	0	0	0	0	0	0	0	0	0	0	0	0	0	0
Fraud Offenses	0	0	5	0	2	0	2	0	4	1	0	0	13	1
Gambling Offenses	0	0	0	0	0	0	0	0	0	0	0	0	0	0
Homicide Offenses	0	0	0	0	2	2	0	0	0	0	0	0	2	2
Human Trafficking	0	0	0	0	0	0	0	0	0	0	0	0	0	0
Kidnapping/Abduction	0	0	0	0	1	1	0	0	1	0	0	0	2	1
Larceny/Theft Offenses	6	5	23	8	12	5	48	4	12	2	0	0	101	24
Motor Vehicle Theft	0	0	9	2	2	1	2	1	3	0	0	0	16	4
Pornography/Obscene Material	4	4	1	0	1	1	3	0	0	0	0	0	9	5
Prostitution Offenses	0	0	0	0	0	0	0	0	0	0	0	0	0	0
Robbery	0	0	1	1	0	0	0	0	0	0	0	0	1	1
Sex Offenses, Forcible	1	1	4	1	0	0	2	1	1	0	0	0	8	3
Sex Offenses, Nonforcible	0	0	1	0	0	0	0	0	0	0	0	0	1	0
Stolen Property Offenses (Receiving, etc.)	1	0	5	2	2	2	1	1	1	1	0	0	10	6
Weapon Law Violations	2	1	7	7	7	7	0	0	3	3	0	0	19	18
Total	34	24	201	99	90	67	118	20	58	19	13	10	514	239

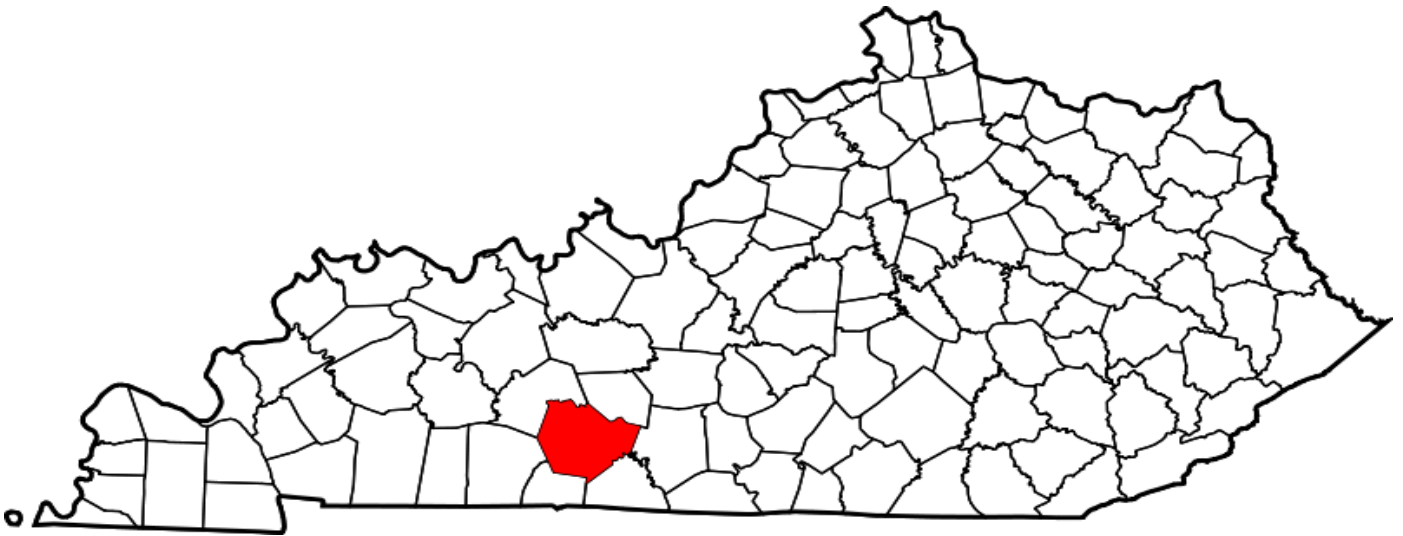
Warren County

**A CRIME IS COMMITTED IN WARREN COUNTY
APPROXIMATELY EVERY 47 MINUTES**

FULL TIME SWORN LAW ENFORCEMENT EMPLOYEES

Agency	Male	Female	Total
STATE POLICE	945	30	975
WARREN COUNTY SHERIFF'S OFFICE	38	0	38
BOWLING GREEN POLICE DEPARTMENT	103	13	116
SMITHS GROVE POLICE DEPARTMENT	1	0	1
WESTERN KENTUCKY UNIVERSITY	20	1	21
WOODBURN POLICE DEPARTMENT	2	0	2

**Kentucky State Police Troopers may be assigned to multiple counties per post.



County Seat: Bowling Green
Population: 128,845
Registered Sex Offenders: 147

WARREN COUNTY

Group A Offenses	State Police		Sheriff		Bowling Green		Smiths Grove		Western KY Univ.	
By Category	Offenses		Offenses		Offenses		Offenses		Offenses	
	Reported	Cleared	Reported	Cleared	Reported	Cleared	Reported	Cleared	Reported	Cleared
Animal Cruelty	0	0	9	0	9	0	0	0	0	0
Arson	1	0	2	0	0	0	0	0	0	0
Assault Offenses	110	95	315	63	975	75	4	0	21	7
Bribery	0	0	0	0	1	0	0	0	0	0
Burglary/Breaking and Entering	12	1	179	7	446	27	0	0	7	0
Counterfeiting/Forgery	57	53	115	21	397	25	11	0	1	1
Destruction/Damage/Vandalism Of Property	12	5	249	6	875	36	2	0	31	4
Drug/Narcotic Offenses	223	165	526	145	1157	215	3	3	26	24
Extortion/Blackmail	0	0	0	0	1	0	0	0	0	0
Fraud Offenses	38	33	80	11	290	10	0	0	4	0
Gambling Offenses	0	0	0	0	0	0	0	0	0	0
Homicide Offenses	1	0	2	0	7	1	0	0	0	0
Human Trafficking	0	0	0	0	3	0	0	0	0	0
Kidnapping/Abduction	2	2	9	2	25	5	0	0	1	0
Larceny/Theft Offenses	59	32	534	26	3026	206	16	0	98	11
Motor Vehicle Theft	4	2	47	6	198	5	0	0	2	0
Pornography/Obscene Material	156	73	7	0	10	0	0	0	0	0
Prostitution Offenses	1	1	0	0	4	0	0	0	0	0
Robbery	0	0	6	0	87	4	0	0	0	0
Sex Offenses, Forcible	15	5	25	3	132	3	0	0	7	0
Sex Offenses, Nonforcible	1	1	5	1	11	1	0	0	0	0
Stolen Property Offenses (Receiving, etc.)	32	24	24	4	116	15	0	0	2	2
Weapon Law Violations	14	11	30	13	77	12	0	0	1	1
Total	738	503	2164	308	7847	640	36	3	201	50

WARREN COUNTY

Group A Offenses	Woodburn		All Other Agencies		-		-		Total	
By Category	Offenses		Offenses		Offenses		Offenses		Offenses	
	Reported	Cleared	Reported	Cleared	Reported	Cleared	Reported	Cleared	Reported	Cleared
Animal Cruelty	0	0	0	0					18	0
Arson	0	0	0	0					3	0
Assault Offenses	1	1	0	0					1426	241
Bribery	0	0	0	0					1	0
Burglary/Breaking and Entering	0	0	0	0					644	35
Counterfeiting/Forgery	0	0	0	0					581	100
Destruction/Damage/Vandalism Of Property	0	0	0	0					1169	51
Drug/Narcotic Offenses	1	1	3	3					1939	556
Extortion/Blackmail	0	0	0	0					1	0
Fraud Offenses	0	0	0	0					412	54
Gambling Offenses	0	0	0	0					0	0
Homicide Offenses	0	0	0	0					10	1
Human Trafficking	0	0	0	0					3	0
Kidnapping/Abduction	0	0	0	0					37	9
Larceny/Theft Offenses	0	0	1	1					3734	276
Motor Vehicle Theft	0	0	0	0					251	13
Pornography/Obscene Material	0	0	0	0					173	73
Prostitution Offenses	0	0	0	0					5	1
Robbery	0	0	0	0					93	4
Sex Offenses, Forcible	0	0	0	0					179	11
Sex Offenses, Nonforcible	0	0	0	0					17	3
Stolen Property Offenses (Receiving, etc.)	0	0	0	0					174	45
Weapon Law Violations	0	0	0	0					122	37
Total	2	2	4	4	0	0	0	0	10992	1510

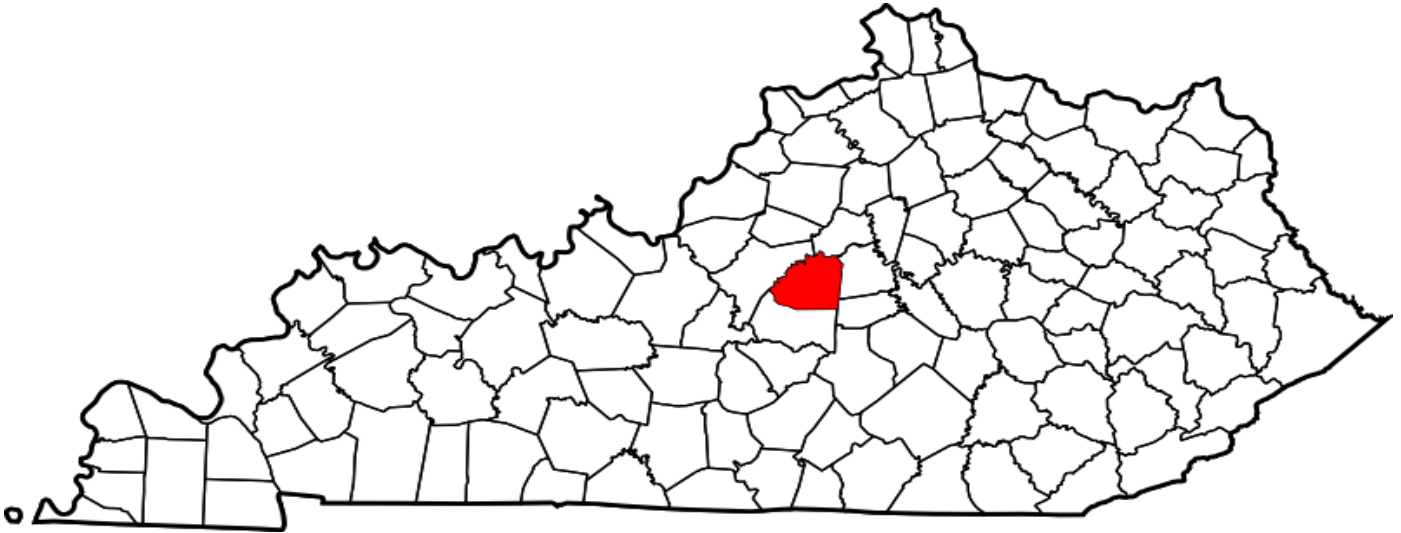
Washington County

**A CRIME IS COMMITTED IN WASHINGTON COUNTY
APPROXIMATELY EVERY 22 HOURS**

FULL TIME SWORN LAW ENFORCEMENT EMPLOYEES

Agency	Male	Female	Total
STATE POLICE	945	30	975
WASHINGTON COUNTY SHERIFF'S OFFICE	3	2	5
SPRINGFIELD POLICE DEPARTMENT	6	2	8

**Kentucky State Police Troopers may be assigned to multiple counties per post.



County Seat: Springfield
Population: 12,126
Registered Sex Offenders: 21

WASHINGTON COUNTY

Group A Offenses	State Police		Sheriff		Springfield		All Other Agencies		Total	
By Category	Offenses		Offenses		Offenses		Offenses		Offenses	
	Reported	Cleared	Reported	Cleared	Reported	Cleared	Reported	Cleared	Reported	Cleared
Animal Cruelty	0	0	0	0	0	0	0	0	0	0
Arson	0	0	0	0	0	0	0	0	0	0
Assault Offenses	18	12	38	16	25	14	0	0	81	42
Bribery	0	0	0	0	0	0	0	0	0	0
Burglary/Breaking and Entering	7	2	15	0	3	1	0	0	25	3
Counterfeiting/Forgery	0	0	7	1	1	0	0	0	8	1
Destruction/Damage/Vandalism Of Property	10	2	6	1	3	1	0	0	19	4
Drug/Narcotic Offenses	46	11	14	6	45	30	16	5	121	52
Extortion/Blackmail	0	0	0	0	0	0	0	0	0	0
Fraud Offenses	2	0	12	0	1	0	0	0	15	0
Gambling Offenses	0	0	0	0	0	0	0	0	0	0
Homicide Offenses	0	0	0	0	0	0	0	0	0	0
Human Trafficking	0	0	0	0	0	0	0	0	0	0
Kidnapping/Abduction	0	0	4	0	0	0	0	0	4	0
Larceny/Theft Offenses	3	0	16	0	59	1	0	0	78	1
Motor Vehicle Theft	1	0	3	0	2	0	0	0	6	0
Pornography/Obscene Material	0	0	0	0	1	1	0	0	1	1
Prostitution Offenses	0	0	0	0	0	0	0	0	0	0
Robbery	0	0	0	0	2	1	0	0	2	1
Sex Offenses, Forcible	8	4	2	0	6	3	0	0	16	7
Sex Offenses, Nonforcible	0	0	3	0	0	0	0	0	3	0
Stolen Property Offenses (Receiving, etc.)	0	0	3	1	0	0	0	0	3	1
Weapon Law Violations	2	1	7	3	5	3	0	0	14	7
Total	97	32	130	28	153	55	16	5	396	120

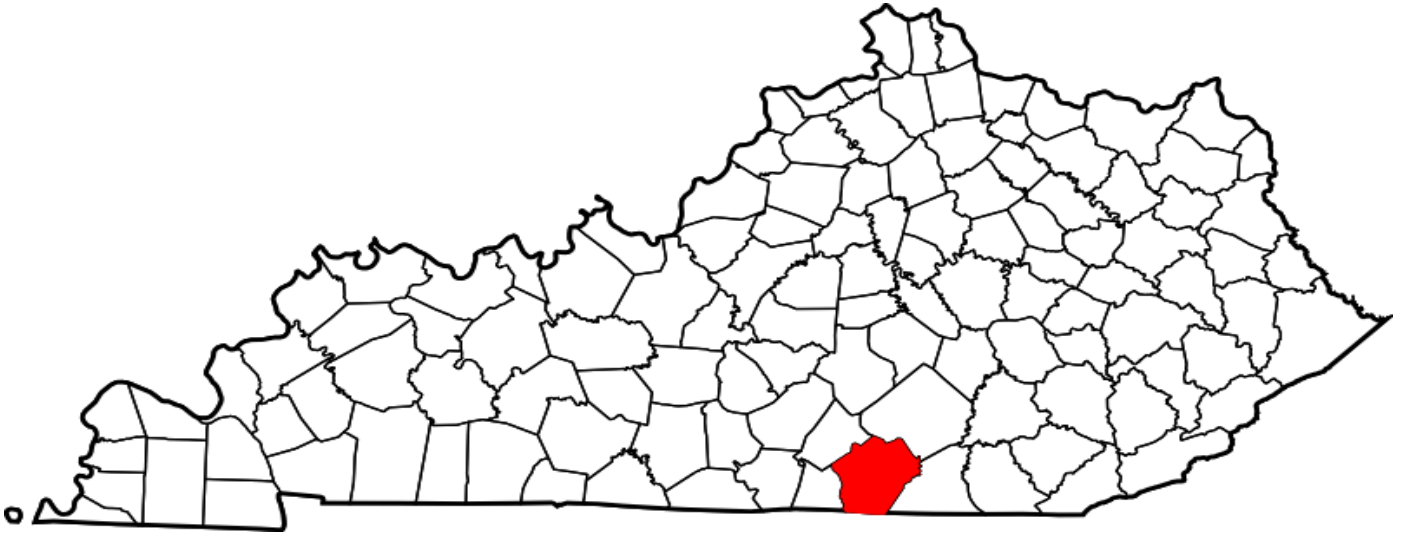
Wayne County

**A CRIME IS COMMITTED IN WAYNE COUNTY
APPROXIMATELY EVERY 16 HOURS**

FULL TIME SWORN LAW ENFORCEMENT EMPLOYEES

Agency	Male	Female	Total
STATE POLICE	945	30	975
WAYNE COUNTY SHERIFF'S OFFICE	11	1	12
MONTICELLO POLICE DEPARTMENT	11	0	11

**Kentucky State Police Troopers may be assigned to multiple counties per post.



County Seat: Monticello
Population: 20,716
Registered Sex Offenders: 35

WAYNE COUNTY

Group A Offenses	State Police		Sheriff		Monticello		All Other Agencies		Total	
By Category	Offenses		Offenses		Offenses		Offenses		Offenses	
	Reported	Cleared	Reported	Cleared	Reported	Cleared	Reported	Cleared	Reported	Cleared
Animal Cruelty	0	0	0	0	0	0	0	0	0	0
Arson	1	0	1	0	0	0	0	0	2	0
Assault Offenses	7	3	15	2	30	22	0	0	52	27
Bribery	0	0	0	0	0	0	0	0	0	0
Burglary/Breaking and Entering	2	0	20	8	38	4	0	0	60	12
Counterfeiting/Forgery	1	1	0	0	69	1	0	0	70	2
Destruction/Damage/Vandalism Of Property	0	0	8	0	19	4	0	0	27	4
Drug/Narcotic Offenses	34	13	147	10	20	18	3	3	204	44
Extortion/Blackmail	0	0	0	0	0	0	0	0	0	0
Fraud Offenses	1	0	4	0	7	0	0	0	12	0
Gambling Offenses	0	0	0	0	0	0	0	0	0	0
Homicide Offenses	2	0	0	0	1	1	0	0	3	1
Human Trafficking	0	0	0	0	0	0	0	0	0	0
Kidnapping/Abduction	1	1	1	0	2	1	0	0	4	2
Larceny/Theft Offenses	3	1	19	1	43	6	0	0	65	8
Motor Vehicle Theft	1	1	7	1	6	2	0	0	14	4
Pornography/Obscene Material	2	2	0	0	0	0	0	0	2	2
Prostitution Offenses	0	0	0	0	0	0	0	0	0	0
Robbery	0	0	0	0	3	1	0	0	3	1
Sex Offenses, Forcible	10	4	1	0	0	0	0	0	11	4
Sex Offenses, Nonforcible	1	0	0	0	0	0	0	0	1	0
Stolen Property Offenses (Receiving, etc.)	1	0	3	1	1	0	0	0	5	1
Weapon Law Violations	0	0	1	0	5	5	1	1	7	6
Total	67	26	227	23	244	65	4	4	542	118

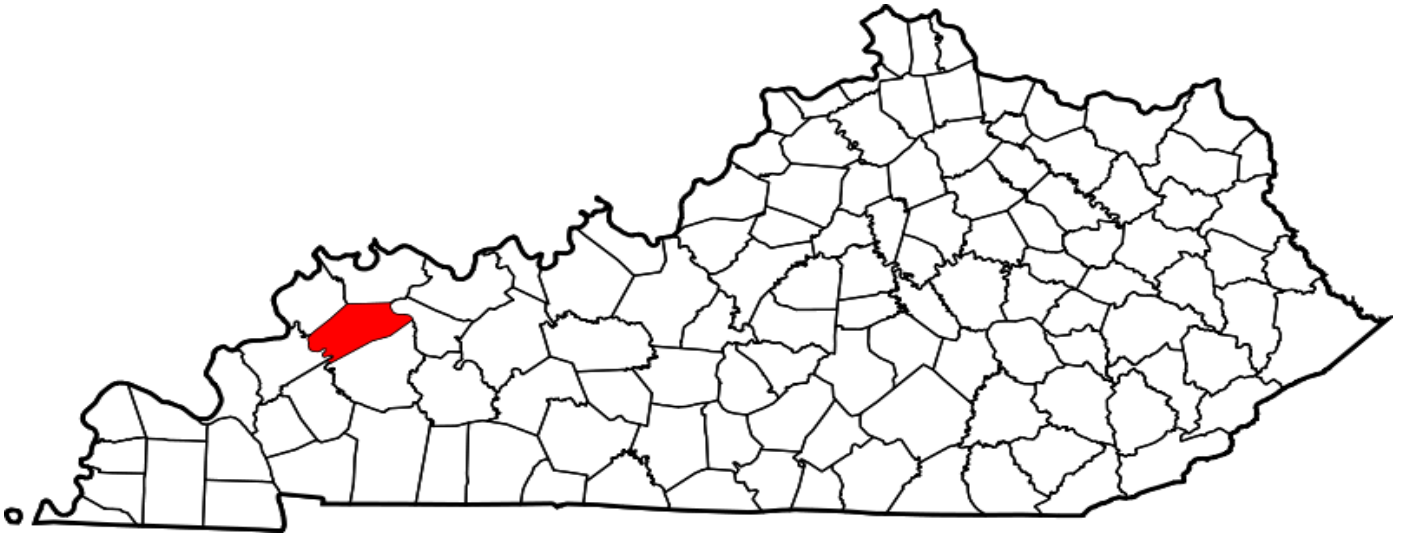
Webster County

**A CRIME IS COMMITTED IN WEBSTER COUNTY
APPROXIMATELY EVERY 24 HOURS**

FULL TIME SWORN LAW ENFORCEMENT EMPLOYEES

Agency	Male	Female	Total
STATE POLICE	945	30	975
WEBSTER COUNTY SHERIFF'S OFFICE	7	0	7
CLAY POLICE DEPARTMENT	1	0	1
PROVIDENCE POLICE DEPARTMENT	6	0	6
SEBREE POLICE DEPARTMENT	1	0	1

**Kentucky State Police Troopers may be assigned to multiple counties per post.



County Seat: Dixon
Population: 13,018
Registered Sex Offenders: 31

**WEBSTER
COUNTY**

Group A Offenses	State Police		Sheriff		Providence		Clay		Sebree		All Other Agencies		Total	
By Category	Offenses		Offenses		Offenses		Offenses		Offenses		Offenses		Offenses	
	Reported	Cleared	Reported	Cleared	Reported	Cleared	Reported	Cleared	Reported	Cleared	Reported	Cleared	Reported	Cleared
Animal Cruelty	0	0	0	0	1	1	0	0	0	0	0	0	1	1
Arson	0	0	0	0	0	0	0	0	0	0	0	0	0	0
Assault Offenses	14	13	9	7	29	21	0	0	1	1	0	0	53	42
Bribery	0	0	0	0	0	0	0	0	0	0	4	0	4	0
Burglary/Breaking and Entering	3	1	10	5	10	3	0	0	0	0	0	0	23	9
Counterfeiting/Forgery	5	0	0	0	11	7	0	0	0	0	0	0	16	7
Destruction/Damage/Vandalism Of Property	3	2	3	2	6	3	0	0	0	0	0	0	12	7
Drug/Narcotic Offenses	36	26	26	18	23	21	0	0	7	7	27	16	119	88
Extortion/Blackmail	0	0	0	0	0	0	0	0	0	0	0	0	0	0
Fraud Offenses	2	0	2	2	1	0	0	0	0	0	0	0	5	2
Gambling Offenses	0	0	0	0	0	0	0	0	0	0	0	0	0	0
Homicide Offenses	0	0	0	0	0	0	0	0	0	0	0	0	0	0
Human Trafficking	0	0	0	0	0	0	0	0	0	0	0	0	0	0
Kidnapping/Abduction	1	0	0	0	1	0	0	0	0	0	0	0	2	0
Larceny/Theft Offenses	4	0	15	7	23	7	0	0	0	0	0	0	42	14
Motor Vehicle Theft	2	1	8	0	2	0	0	0	0	0	0	0	12	1
Pornography/Obscene Material	9	4	0	0	0	0	0	0	0	0	0	0	9	4
Prostitution Offenses	0	0	0	0	0	0	0	0	0	0	0	0	0	0
Robbery	0	0	0	0	0	0	0	0	0	0	0	0	0	0
Sex Offenses, Forcible	8	8	0	0	2	0	0	0	0	0	0	0	10	8
Sex Offenses, Nonforcible	0	0	0	0	2	2	0	0	0	0	0	0	2	2
Stolen Property Offenses (Receiving, etc.)	2	2	1	1	0	0	0	0	0	0	0	0	3	3
Weapon Law Violations	0	0	1	1	7	7	0	0	0	0	0	0	8	8
Total	89	57	75	43	118	72	0	0	8	8	31	16	321	196

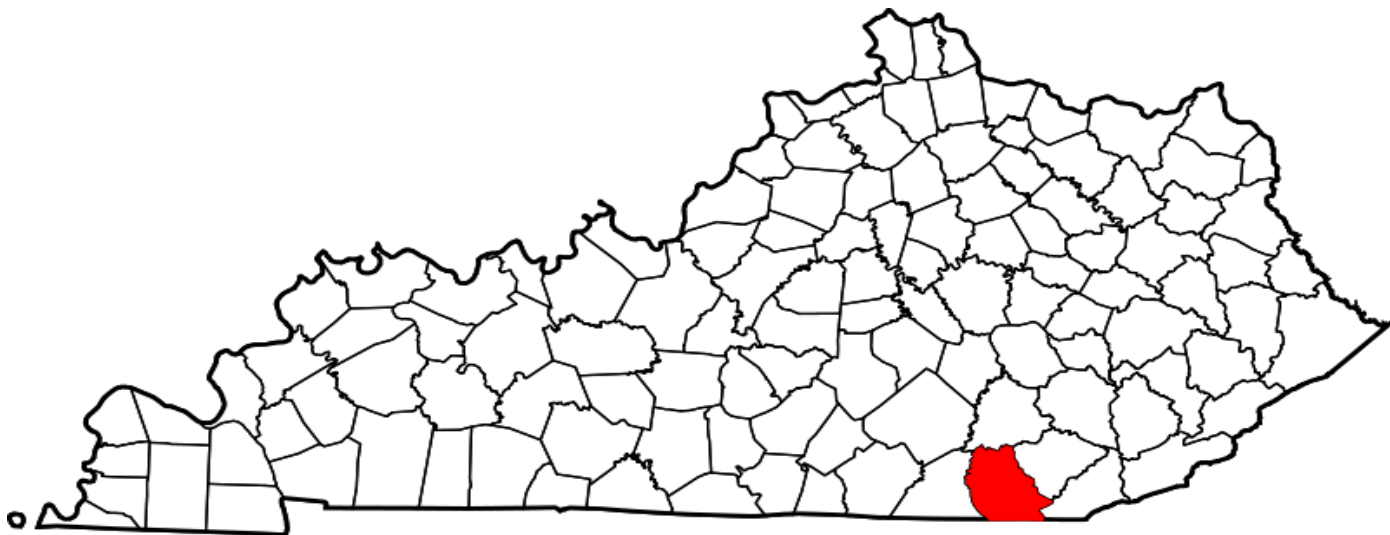
Whitley County

**A CRIME IS COMMITTED IN WHITLEY COUNTY
APPROXIMATELY EVERY 7 HOURS**

FULL TIME SWORN LAW ENFORCEMENT EMPLOYEES

Agency	Male	Female	Total
STATE POLICE	945	30	975
WHITLEY COUNTY SHERIFF'S OFFICE	13	0	13
CORBIN POLICE DEPARTMENT	19	1	20
WILLIAMSBURG POLICE DEPARTMENT	13	0	13

****Kentucky State Police Troopers may be assigned to multiple counties per post.**



County Seat: Williamsburg
Population: 36,214
Registered Sex Offenders: 88

WHITLEY COUNTY

Group A Offenses	State Police		Sheriff		Corbin		Williamsburg		All Other Agencies		Total	
By Category	Offenses		Offenses		Offenses		Offenses		Offenses		Offenses	
	Reported	Cleared	Reported	Cleared	Reported	Cleared	Reported	Cleared	Reported	Cleared	Reported	Cleared
Animal Cruelty	0	0	0	0	0	0	0	0	0	0	0	0
Arson	3	1	0	0	1	0	0	0	0	0	4	1
Assault Offenses	34	31	15	7	43	35	5	2	0	0	97	75
Bribery	4	4	0	0	0	0	0	0	0	0	4	4
Burglary/Breaking and Entering	10	2	57	2	47	7	7	3	0	0	121	14
Counterfeiting/Forgery	26	25	1	1	23	4	9	1	2	2	61	33
Destruction/Damage/Vandalism Of Property	3	0	10	2	45	14	3	0	0	0	61	16
Drug/Narcotic Offenses	73	48	70	64	174	158	76	19	18	18	411	307
Extortion/Blackmail	0	0	0	0	0	0	0	0	0	0	0	0
Fraud Offenses	6	3	14	0	39	7	11	1	1	0	71	11
Gambling Offenses	0	0	0	0	0	0	0	0	0	0	0	0
Homicide Offenses	7	7	5	2	0	0	0	0	0	0	12	9
Human Trafficking	0	0	0	0	1	0	0	0	0	0	1	0
Kidnapping/Abduction	0	0	0	0	3	2	1	1	0	0	4	3
Larceny/Theft Offenses	12	1	62	2	122	30	43	3	0	0	239	36
Motor Vehicle Theft	6	2	18	0	28	4	5	1	0	0	57	7
Pornography/Obscene Material	0	0	0	0	0	0	0	0	0	0	0	0
Prostitution Offenses	0	0	0	0	1	1	0	0	0	0	1	1
Robbery	0	0	1	0	2	1	0	0	0	0	3	1
Sex Offenses, Forcible	11	6	0	0	8	1	0	0	0	0	19	7
Sex Offenses, Nonforcible	1	0	0	0	0	0	0	0	0	0	1	0
Stolen Property Offenses (Receiving, etc.)	6	5	9	2	22	14	8	0	0	0	45	21
Weapon Law Violations	7	7	10	8	6	6	4	0	0	0	27	21
Total	209	142	272	90	565	284	172	31	21	20	1239	567

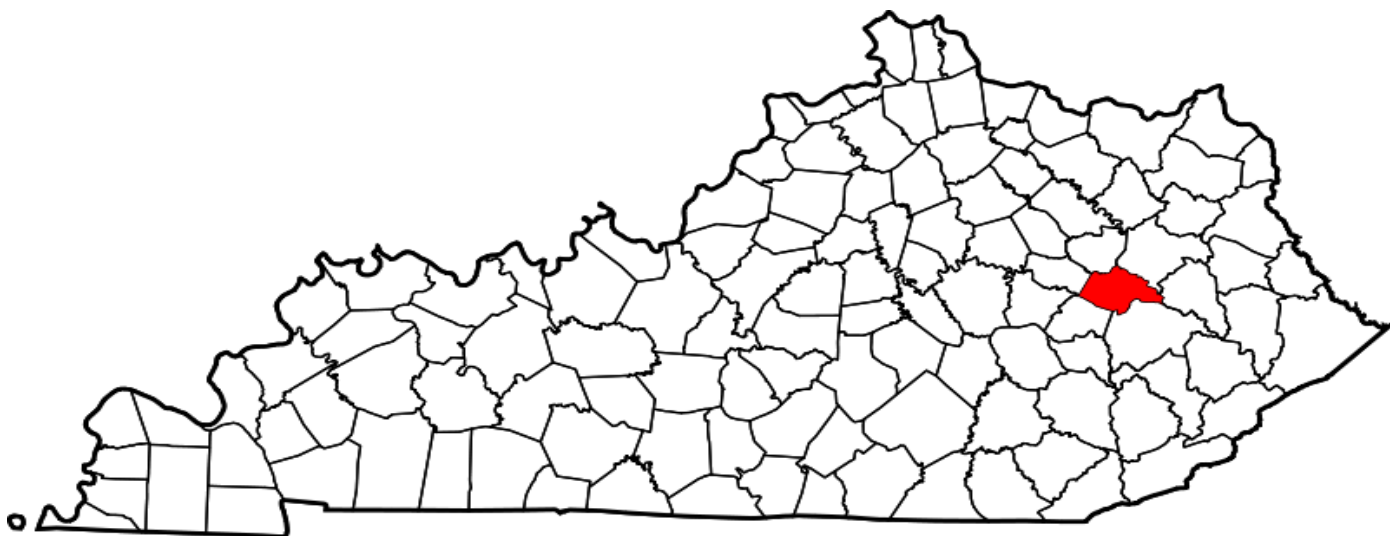
Wolfe County

**A CRIME IS COMMITTED IN WOLFE COUNTY
APPROXIMATELY EVERY 2.5 DAYS**

FULL TIME SWORN LAW ENFORCEMENT EMPLOYEES

Agency	Male	Female	Total
STATE POLICE	945	30	975
WOLFE COUNTY SHERIFF'S OFFICE	2	0	2

****Kentucky State Police Troopers may be assigned to multiple counties per post.**



County Seat: Campton
Population: 7,264
Registered Sex Offenders: 26

WOLFE COUNTY

Group A Offenses	State Police		Sheriff		All Other Agenceis		-		Total	
By Category	Offenses		Offenses		Offenses		Offenses		Offenses	
	Reported	Cleared	Reported	Cleared	Reported	Cleared	Reported	Cleared	Reported	Cleared
Animal Cruelty	1	0	0	0	0	0			1	0
Arson	2	0	0	0	0	0			2	0
Assault Offenses	19	13	0	0	0	0			19	13
Bribery	0	0	0	0	0	0			0	0
Burglary/Breaking and Entering	22	1	4	0	0	0			26	1
Counterfeiting/Forgery	0	0	0	0	0	0			0	0
Destruction/Damage/Vandalism Of Property	7	2	1	0	0	0			8	2
Drug/Narcotic Offenses	21	7	18	12	4	4			43	23
Extortion/Blackmail	0	0	0	0	0	0			0	0
Fraud Offenses	0	0	0	0	0	0			0	0
Gambling Offenses	0	0	0	0	0	0			0	0
Homicide Offenses	0	0	0	0	0	0			0	0
Human Trafficking	0	0	0	0	0	0			0	0
Kidnapping/Abduction	0	0	0	0	0	0			0	0
Larceny/Theft Offenses	7	1	8	0	0	0			15	1
Motor Vehicle Theft	5	1	2	1	0	0			7	2
Pornography/Obscene Material	0	0	0	0	0	0			0	0
Prostitution Offenses	0	0	0	0	0	0			0	0
Robbery	0	0	0	0	0	0			0	0
Sex Offenses, Forcible	8	2	0	0	0	0			8	2
Sex Offenses, Nonforcible	0	0	0	0	0	0			0	0
Stolen Property Offenses (Receiving, etc.)	6	1	1	0	0	0			7	1
Weapon Law Violations	4	0	0	0	2	2			6	2
Total	102	28	34	13	6	6	0	0	142	47

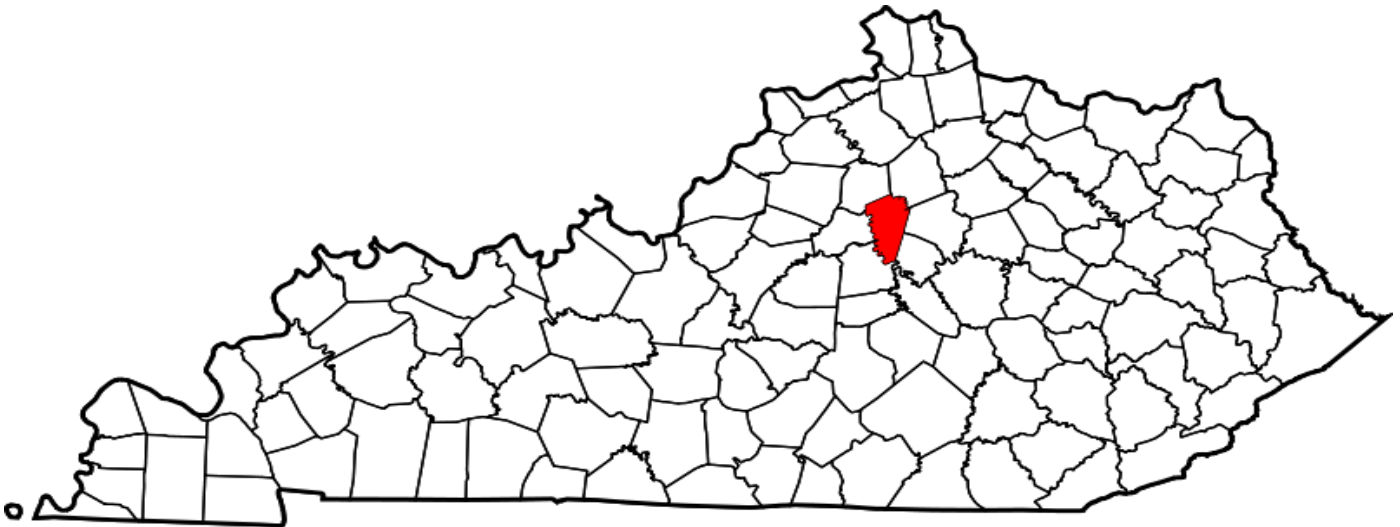
Woodford County

**A CRIME IS COMMITTED IN WOODFORD COUNTY
APPROXIMATELY EVERY 5 HOURS**

FULL TIME SWORN LAW ENFORCEMENT EMPLOYEES

Agency	Male	Female	Total
STATE POLICE	945	30	975
WOODFORD COUNTY SHERIFF'S OFFICE	6	2	8
VERSAILLES POLICE DEPARTMENT	32	2	34

**Kentucky State Police Troopers may be assigned to multiple counties per post.



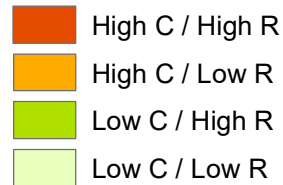
County Seat: Versailles
Population: 26,368
Registered Sex Offenders: 25

WOODFORD COUNTY

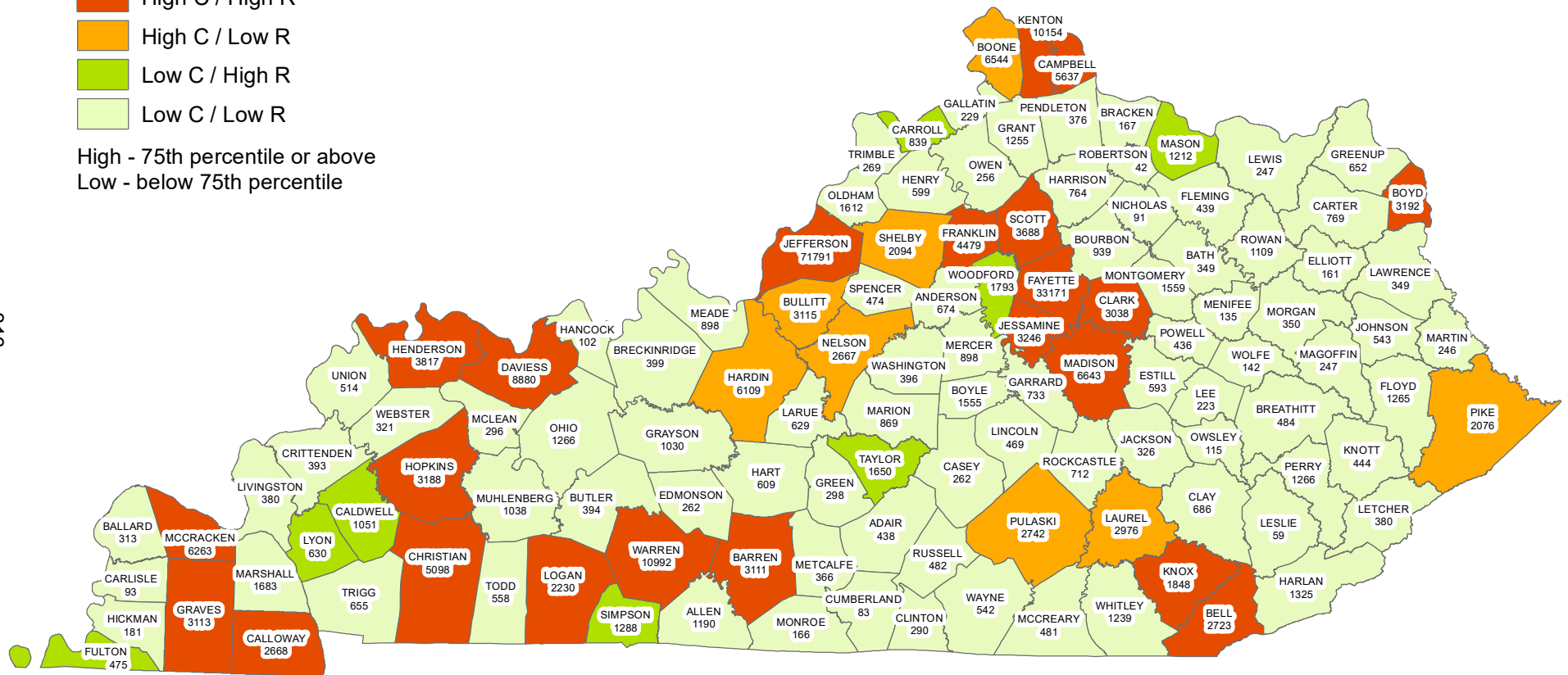
Group A Offenses	State Police		Sheriff		Versailles		All Other Agencies		Total	
By Category	Offenses		Offenses		Offenses		Offenses		Offenses	
	Reported	Cleared	Reported	Cleared	Reported	Cleared	Reported	Cleared	Reported	Cleared
Animal Cruelty	0	0	0	0	0	0	0	0	0	0
Arson	3	2	0	0	0	0	0	0	3	2
Assault Offenses	13	12	1	0	231	107	0	0	245	119
Bribery	0	0	0	0	1	0	0	0	1	0
Burglary/Breaking and Entering	0	0	4	0	121	9	0	0	125	9
Counterfeiting/Forgery	0	0	2	0	62	10	0	0	64	10
Destruction/Damage/Vandalism Of Property	1	1	0	0	135	15	0	0	136	16
Drug/Narcotic Offenses	22	18	1	0	437	360	1	1	461	379
Extortion/Blackmail	0	0	0	0	0	0	0	0	0	0
Fraud Offenses	1	0	2	0	94	6	0	0	97	6
Gambling Offenses	0	0	0	0	0	0	0	0	0	0
Homicide Offenses	1	1	0	0	0	0	0	0	1	1
Human Trafficking	0	0	0	0	0	0	0	0	0	0
Kidnapping/Abduction	1	1	0	0	3	0	0	0	4	1
Larceny/Theft Offenses	2	0	13	1	420	49	0	0	435	50
Motor Vehicle Theft	7	6	0	0	27	3	0	0	34	9
Pornography/Obscene Material	101	101	0	0	3	1	0	0	104	102
Prostitution Offenses	0	0	0	0	1	1	0	0	1	1
Robbery	0	0	0	0	5	1	0	0	5	1
Sex Offenses, Forcible	1	1	0	0	32	5	0	0	33	6
Sex Offenses, Nonforcible	0	0	0	0	1	1	0	0	1	1
Stolen Property Offenses (Receiving, etc.)	3	1	1	0	23	6	0	0	27	7
Weapon Law Violations	3	2	0	0	13	9	0	0	16	11
Total	159	146	24	1	1609	583	1	1	1793	731

R - total number of offenses divided by total county population (Rate per capita)

Kentucky State Police
Criminal Identification and Records Branch
GIS Section



High - 75th percentile or above
Low - below 75th percentile



Year 2017

Group-A Offenses by County



PROGRAMS OF INTEREST

DOMESTIC VIOLENCE

DOMESTIC VIOLENCE is a problem that has been of major news focus both nationally and in Kentucky. The number of reported cases and victims assisted in protective shelters is proof that this is a serious public safety issue worthy of priority response. Domestic violence includes any of the following crimes when committed by one family member/partner against another: Homicide, kidnapping, sex offenses, stalking, assault, and terroristic threatening.

ADMINISTRATIVE OFFICE OF THE COURTS (AOC)

Domestic Violence Civil Cases Filed - Calendar Year:

24,265

***RESEARCH AND STATISTICS DISCLAIMER**

Information received from COURTNET is subject to change, reprogramming, modifications of format, and availability at the direction of the Administrative Office of the Courts (AOC). Further, information received may not at any particular moment reflect the true status of court cases due to ordinary limitations, delay or errors in processing data, or delay or errors in the system's operation. The AOC disclaims and makes no warranty, express or implied, nor assumes any legal liability or responsibility, for the validity, accuracy, correctness, or completeness of any information that is available and/or obtained through COURTNET. The recipient is solely responsible for verifying the accuracy of information received from COURTNET through the cross-referencing of official court records held in the Office(s) of the Kentucky Circuit Court Clerk(s). Furthermore, the AOC shall not be liable to the recipient, the recipient's heirs and assigns, next of kin or to any third party, for any and all claims, demands, losses or damages arising from the usage of COURTNET and/or information contained therein.

Statistical Source: AOC

LAW INFORMATION NETWORK OF KY (LINK) DOMESTIC VIOLENCE FILE (ACTIVE & HISTORY)

	<u>CY 2016</u>	<u>CY 2017</u>
Emergency Temporary Orders:	12,227	11,724
Emergency Temporary Orders - Caution:	4,930	5,165
Emergency Protective Orders:	5,469	6,248
Emergency Protective Orders - Caution:	4,326	4,844
Total:	26,952	27,981

“LINK” Domestic Violence File records (active and history) reflect a 3.81% increase from CY16 to CY17.

Kentucky law mandates Domestic Violence Protective Orders be entered into the LINK Domestic Violence File. LINK provides notice to officers of existence and status of protective orders including “Caution Indicators.” The caution indicators are: weapon involved and believed to be armed/dangerous.

Statistical Source: Kentucky State Police

DOMESTIC VIOLENCE

REPORTS TO THE DEPARTMENT FOR COMMUNITY BASED SERVICES (DCBS)

The 1976 Kentucky General Assembly enacted KRS 209, the Adult Protection Act, which mandates reporting any known or suspected cases of adult abuse, neglect, or exploitation to the Cabinet for Health and Family Services, Division of Protection and Permanency, Department for Community Based Services (DCBS). DCBS protective and support services are provided to adult victims upon request. In 1978 the statute was expanded to include the mandatory reporting and delivery of voluntary protective services to victims of spouse abuse. Law enforcement agencies continue to serve as the primary reporting source to DCBS and often work together in responding to violent families.

DCBS Adult and Child Abuse 24-Hour Toll-free Reporting Hotline 1-800-752-6200

	<u>CY2016</u>	<u>CY2017</u>
Total number of Kentucky Adult Protection Service calls (Adult Abuse, Spouse Abuse, Self Neglect, Caretaker Neglect and Exploitation)	104,429	104,384
Total Number of Investigated or Assessed Reports	41,435	39,890
Domestic Violence-Individuals in Investigated or Assessed calls (reports)	19,266	12,636
Adult Abuse-Individuals in Investigated or Assessed APS calls (reports)	14,930	19,960
Percent Adult Protection Investigations due to Domestic Violence	46.50%	31.68%
Percent <i>decrease</i> of Domestic Violence Investigations from 2017		

Kentucky has a regionalized network of 15 state-funded spouse abuse centers with shelter capacity for 460 people. Spouse abuse centers also provide crisis line services, advocacy, follow-up counseling, information and referral, community education programs and professional training.

Kentucky Domestic Violence Association:

(502) 209-5382

	<u>CY2016</u>	<u>FY2017</u>
# Domestic Violence Related Calls Received	25,764	26,427
# Information and Referral Calls Received	27,878	26,530

Shelter Statistics (Unduplicated reflects first time use of services)

* Women	2,511	2,570
* Men	44	43
* Children	1,590	1,550
* TOTAL SHELTERED	4,145	4,163
TOTAL UNABLE TO SHELTER	(1,272)	(1,316)
** TOTAL NON-RESIDENTIAL CLIENTS	20,560	21,856

Note: KCADV collects and reports statistical information on services on a fiscal year basis. Statistical information is finalized 90 days after the close of a fiscal year and therefore the numbers provided are not final. For most current statistical information provided by KCADV, please visit: <http://kcadv.org/resources/statistics/>

*These figures are unduplicated. A woman and her children may come to a domestic violence program facility several times over the course of a year, but these figures only reflect the first time they enter a facility, or receive non-residential services. In addition, outreach services are continually being increased across the state which has increased the availability of services in outlying counties.

**These clients did not receive emergency shelter, but did receive services from the shelter programs. Some of these services include individual and/or group counseling, legal and/or agency and/or hospital advocacy, as well as, follow-up assistance.

Statistical Source: Cabinet for Health and Family Services, Division of Protection and Permanency, Department for Community Based Services

HATE BIAS CRIME Offenses and Motivation

DEFINITION:

A criminal offense committed against a person or property which is motivated, in whole or in part, by the offender's bias against a race, gender, religion, disability, ethnicity/national origin, or sexual orientation. These criminal offenses are also known as "Hate Crimes."

The chart on the lower left shows how Hate Crime offenses are broken down within Group-A crimes for 2017. The most common offenses involving hate-bias were Assault and Larceny.

In 2017, the most commonly reported bias motivation was Racial. The second largest percentage fell under Religious, followed by Sexual Orientation, then Ethnicity/National Origin. The least common bias motivations were Gender and Disability.

HATE BIAS CRIME OFFENSES		
Offense	No.	% of Total
Animal Cruelty	0	0.0%
Arson	0	0.0%
Assault Offenses	252	30.7%
Bribery	0	0.0%
Burglary / Breaking and Entering	39	4.7%
Counterfeiting / Forgery	10	1.2%
Destruction / Damage / Vandalism of Property	130	15.8%
Drug / Narcotic Offenses	114	13.9%
Extortion / Blackmail	0	0.0%
Fraud Offenses	46	5.6%
Gambling Offenses	0	0.0%
Homicide Offenses	1	0.1%
Human Trafficking	0	0.0%
Kidnapping / Abduction	9	1.1%
Larceny / Theft Offenses	145	17.6%
Motor Vehicle Theft	22	2.7%
Pornography/Obscene Material	2	0.2%
Prostitution Offenses	0	0.0%
Robbery	13	1.6%
Sex Offenses (Forcible)	21	2.6%
Sex Offenses (Nonforcible)	1	0.1%
Stolen Property Offenses (Receiving, etc.)	6	0.7%
Weapon Law Violations	11	1.3%
TOTAL	822	100.0%

HATE BIAS CRIME MOTIVATION				
Bias Nature	Group %	Bias Type	Incidents	% of Total
Racial	66.3%	Anti-White	61	7.6%
		Anti-Black	114	14.2%
		Anti-American Indian/Alaskan Native	312	38.8%
		Anti-Asian	12	1.5%
		Anti-Hawaiian/Pacific Islander	8	1.0%
		Anti-Multi-Racial Group	27	3.4%
Sexual Orientation	7.8%	Anti-Male Homosexual	25	3.1%
		Anti-Female Homosexual	8	1.0%
		Anti-Homosexual Male & Female	17	2.1%
		Anti-Heterosexual	13	1.6%
		Anti-Bisexual	0	0.0%
Gender	2.9%	Anti-Male	23	2.9%
		Anti-Female	18	2.2%
		Anti-Non-Conforming	0	0.0%
		Anti-Transgender	9	1.1%
Ethnicity National Origin	6.8%	Anti-Arab	16	2.0%
		Anti-Hispanic/Latino	14	1.7%
		Anti-Other Ethnic/National Origin	25	3.1%
Religious	9.3%	Anti-Atheist/Agnostic	4	0.5%
		Anti-Buddhist	4	0.5%
		Anti-Catholic	5	0.6%
		Anti-Eastern Orthodox	8	1.0%
		Anti-Hindu	4	0.5%
		Anti-Islamic (Moslem)	6	0.7%
		Anti-Jehovah's Witness	2	0.2%
		Anti-Jewish	21	2.6%
		Anti-Mormon	6	0.7%
		Anti-Multi-Religious	4	0.5%
		Anti-Other Christian	7	0.9%
		Anti-Other Religion	4	0.5%
Disability	3.5%	Anti-Physical Disability	8	1.0%
		Anti-Mental Disability	20	2.5%

HATE BIAS CRIME

Victims, Offenders, Locations

Victim types in the hate crime data collection program are listed as: Individual, Business, Law Enforcement, Financial Institution, Government, Religious Organization, School, Society/Public, and Other. Of these victim types, "Individuals" were reported to be the main hate crime target.

HATE BIAS CRIMES BY VICTIM TYPES		
Victim Type	No.	% of Total
Business	89	10.9%
Financial Institution	14	1.7%
Government	23	2.8%
Individual	547	66.7%
Law Enforcement Officer	0	0.0%
Other	6	0.7%
Religious Organization	5	0.6%
School (Staff/Student/Parent)	0	0.0%
Society/Public	135	16.5%
Unknown	1	0.1%
TOTAL	820	83%

The most common race of a suspected offender of hate crime was white.

HATE BIAS CRIME OFFENDERS BY RACE		
Suspected Offenders Race	No.	% of Total
American Indian/ Alaskan Native	2	0.5%
Asian/Pacific Islander	2	0.5%
Black	73	17.5%
Multi-Racial Group	0	0.0%
Unknown	15	3.6%
White	325	77.9%
TOTAL	417	100%

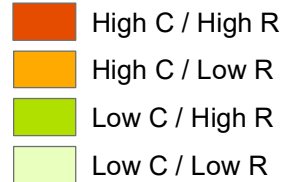
The most frequently reported locations of hate bias crimes in 2017 were at Residential locations, followed by Highways/Roadways/Alleys (Including Streets), and Parking Lots/Garages.

HATE BIAS CRIME LOCATIONS		
Locations	Incidents	%
Arena/stadium/fairgrounds/coliseum	2	0.3%
Auto dealership new/used	5	0.6%
Bank/savings and loan	6	0.8%
Bar/nightclub	5	0.6%
Church/synagogue/temple	9	1.1%
Commercial/office building	14	1.8%
Community center	1	0.1%
Construction site	0	0.0%
Convenience store	17	2.2%
Cyberspace	2	0.3%
Daycare facility	2	0.3%
Department/discount store	30	3.8%
Drug store/doctor's office/hospital	14	1.8%
Field/woods	6	0.8%
Government/public building	13	1.7%
Grocery/supermarket	19	2.4%
Highway/road/alley (includes street)	114	14.5%
Hotel/motel/etc.	22	2.8%
Industrial site	2	0.3%
Jail/prison (includes penitentiary)	7	0.9%
Other/unknown	10	1.3%
Park/playground	6	0.8%
Parking lot/garage	45	5.7%
Rental storage facility	1	0.1%
Residence/home	354	45.1%
Restaurant (includes cafeteria)	10	1.3%
School-college/university	20	2.5%
School-elementary/secondary	26	3.3%
Service/gas station	6	0.8%
Shelter-mission/homeless	2	0.3%
Shopping mall	2	0.3%
Specialty store	13	1.7%

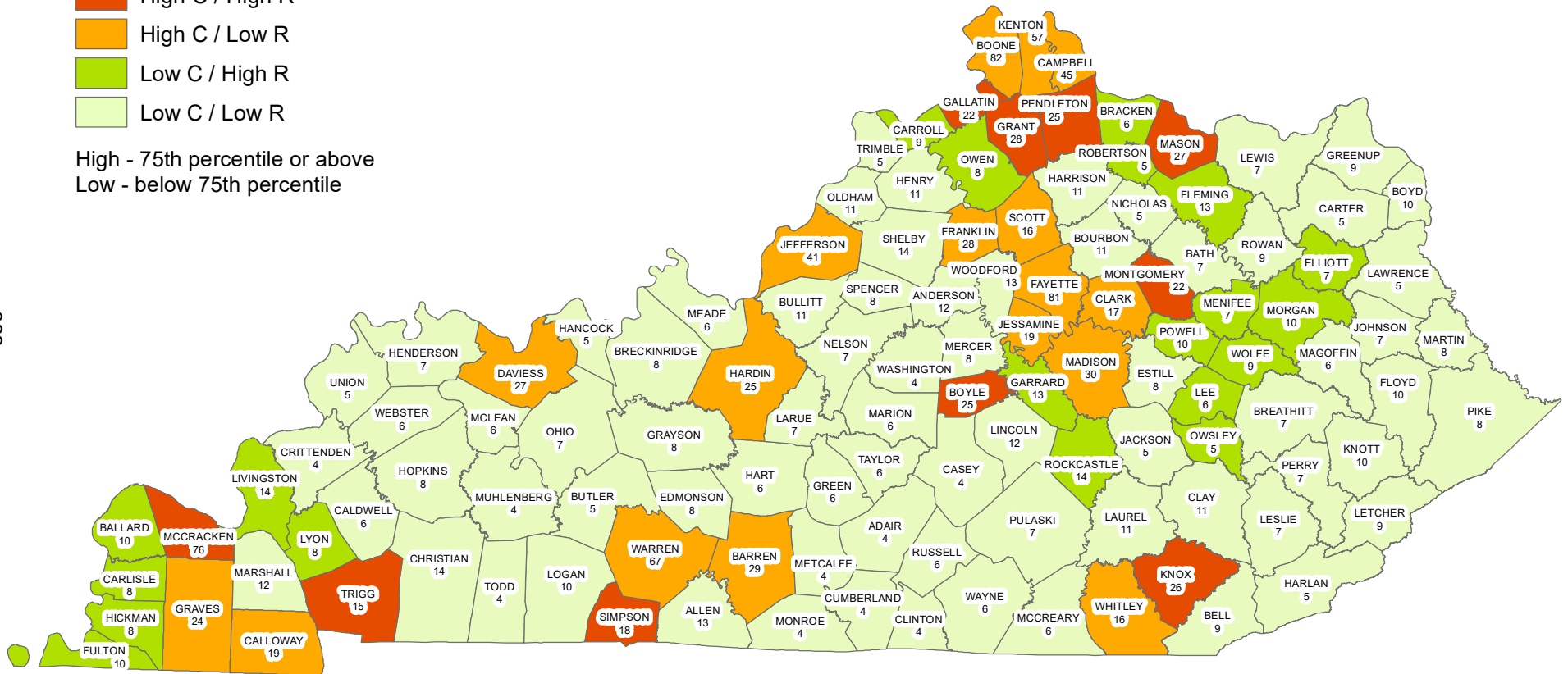
C - total number of offenses in a county (Count)

R - total number of offenses divided by total county population (Rate per capita)

Kentucky State Police
Criminal Identification and Records Branch
GIS Section



High - 75th percentile or above
Low - below 75th percentile



Year 2017

Hate / Bias Crimes by County



DRIVING UNDER THE INFLUENCE

DUI ARRESTS BY AGE, SEX, AND RACE

COUNTY	AGE			SEX			RACE				TOTAL
	ADULT	JUV	UNK	MALE	FEMALE	UNK	WHITE	BLACK	OTHER	UNK	
ADAIR	166	0	0	118	48	0	159	5	0	2	166
ALLEN	122	0	0	98	24	0	114	4	1	3	122
ANDERSON	198	2	0	152	48	0	187	10	0	3	200
BALLARD	35	0	0	28	7	0	33	1	0	1	35
BARREN	393	6	0	299	100	0	355	37	1	6	399
BATH	41	0	0	37	4	0	39	0	0	2	41
BELL	329	2	1	227	105	0	323	7	0	2	332
BOONE	594	3	0	461	136	0	546	32	9	10	597
BOURBON	137	3	0	111	28	1	120	12	0	8	140
BOYD	463	4	0	343	124	0	435	28	1	3	467
BOYLE	207	0	0	164	43	0	178	25	1	3	207
BRACKEN	18	0	0	15	3	0	17	1	0	0	18
BREATHITT	86	0	0	66	20	0	79	6	0	1	86
BRECKINRIDGE	64	0	0	57	7	0	61	3	0	0	64
BULLITT	228	0	0	175	53	0	210	14	0	4	228
BUTLER	63	2	0	54	11	0	63	1	0	1	65
CALDWELL	75	0	0	57	18	0	63	11	0	1	75
CALLOWAY	309	1	0	218	92	0	288	18	2	2	310
CAMPBELL	458	2	0	345	115	0	426	31	2	1	460
CARLISLE	22	0	0	19	3	0	20	2	0	0	22
CARROLL	121	1	0	97	25	0	115	6	1	0	122
CARTER	176	1	0	138	39	0	172	2	0	3	177
CASEY	81	1	0	58	24	0	81	1	0	0	82
CHRISTIAN	308	0	0	223	85	0	199	108	1	0	308
CLARK	190	0	0	149	41	0	176	13	0	1	190
CLAY	215	1	1	159	58	0	210	6	0	1	217
CLINTON	46	1	0	41	6	0	46	1	0	0	47
CRITTENDEN	32	0	0	20	11	1	30	0	1	1	32
CUMBERLAND	83	2	0	68	17	0	80	2	0	3	85
DAVISS	506	1	0	381	126	0	444	45	9	9	507
EDMONSON	38	0	0	28	10	0	38	0	0	0	38
ELLIOTT	25	0	0	20	5	0	25	0	0	0	25
ESTILL	83	0	0	68	15	0	83	0	0	0	83
FAYETTE	1,290	4	2	989	307	0	1,062	216	9	9	1,296
FLEMING	136	1	0	109	28	0	130	6	0	1	137
FLOYD	275	0	0	182	93	0	271	1	0	3	275
FRANKLIN	373	3	1	272	104	1	307	64	2	4	377
FULTON	173	1	0	128	46	0	127	45	0	2	174
GALLATIN	56	0	0	41	15	0	48	7	1	0	56
GARRARD	101	0	0	74	27	0	92	6	0	3	101
GRANT	104	0	0	73	31	0	98	4	1	1	104
GRAVES	304	3	1	225	83	0	268	40	0	0	308
GRAYSON	165	0	1	133	33	0	157	7	0	2	166
GREEN	43	2	0	38	7	0	41	2	0	2	45
GREENUP	107	0	0	81	26	0	104	2	1	0	107
HANCOCK	5	0	0	4	1	0	5	0	0	0	5

DUI ARRESTS BY AGE, SEX, AND RACE

COUNTY	AGE			SEX			RACE				TOTAL
	ADULT	JUV	UNK	MALE	FEMALE	UNK	WHITE	BLACK	OTHER	UNK	
HARDIN	680	1	0	534	147	0	514	155	8	4	681
HARLAN	340	3	1	251	93	0	336	8	0	0	344
HARRISON	64	2	0	56	10	0	66	0	0	0	66
HART	90	0	0	71	19	0	80	9	0	1	90
HENDERSON	309	2	0	232	79	0	257	49	1	4	311
HENRY	149	1	0	119	31	0	137	11	1	1	150
HICKMAN	32	0	0	19	13	0	23	9	0	0	32
HOPKINS	363	4	1	263	104	1	322	40	0	6	368
JACKSON	77	0	0	50	27	0	77	0	0	0	77
JEFFERSON	1,767	2	0	1,360	409	0	1,306	427	26	10	1,769
JESSAMINE	304	3	0	223	84	0	273	27	5	2	307
JOHNSON	150	0	1	106	45	0	148	1	0	2	151
KENTON	850	3	0	635	218	0	747	94	7	5	853
KNOTT	109	2	0	84	27	0	111	0	0	0	111
KNOX	259	0	0	179	80	0	256	2	0	1	259
LARUE	126	2	0	94	34	0	122	4	1	1	128
LAUREL	645	2	0	498	148	1	624	20	0	3	647
LAWRENCE	113	0	0	93	20	0	112	1	0	0	113
LEE	62	1	0	50	13	0	62	1	0	0	63
LESLIE	28	0	0	21	7	0	27	1	0	0	28
LETCHER	118	1	0	91	28	0	116	2	0	1	119
LEWIS	49	1	0	33	17	0	48	2	0	0	50
LINCOLN	142	0	0	106	36	0	136	4	0	2	142
LIVINGSTON	37	0	0	25	12	0	34	3	0	0	37
LOGAN	177	0	0	129	47	1	149	28	0	0	177
LYON	104	0	0	80	24	0	88	14	1	1	104
MCCRACKEN	480	2	0	332	150	0	403	78	1	0	482
MCCREARY	236	0	0	175	61	0	236	0	0	0	236
MCLEAN	53	3	0	43	13	0	54	1	0	1	56
MADISON	530	0	0	407	123	0	461	61	1	7	530
MAGOFFIN	133	1	0	105	29	0	132	1	0	1	134
MARION	122	0	0	99	23	0	100	22	0	0	122
MARSHALL	252	4	0	190	66	0	250	5	0	1	256
MARTIN	89	0	0	69	20	0	88	0	0	1	89
MASON	111	0	0	86	25	0	102	9	0	0	111
MEADE	76	1	0	53	24	0	71	5	0	1	77
MENIFEE	18	0	0	15	3	0	18	0	0	0	18
MERCER	123	3	0	105	21	0	119	6	0	1	126
METCALFE	49	1	0	40	10	0	49	1	0	0	50
MONROE	104	0	0	80	24	0	99	4	0	1	104
MONTGOMERY	138	0	1	113	26	0	134	2	0	3	139
MORGAN	57	0	0	42	15	0	57	0	0	0	57
MUHLENBERG	209	0	0	141	68	0	196	11	0	2	209
NELSON	212	1	2	161	54	0	193	20	0	2	215
NICHOLAS	59	0	0	48	11	0	56	1	0	2	59
OHIO	211	1	0	168	44	0	205	3	0	4	212

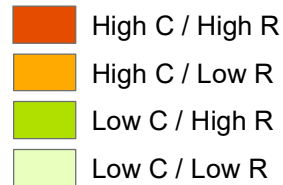
DUI ARRESTS BY AGE, SEX, AND RACE

COUNTY	AGE			SEX			RACE				TOTAL
	ADULT	JUV	UNK	MALE	FEMALE	UNK	WHITE	BLACK	OTHER	UNK	
OLDHAM	202	1	1	148	56	0	189	15	0	0	204
OWEN	50	0	0	37	13	0	48	1	0	1	50
OWSLEY	31	0	0	20	11	0	31	0	0	0	31
PENDLETON	36	0	0	29	7	0	34	2	0	0	36
PERRY	261	2	0	183	80	0	258	2	1	2	263
PIKE	428	0	3	319	111	1	424	4	0	3	431
POWELL	99	2	0	73	28	0	99	1	0	1	101
PULASKI	366	0	0	286	80	0	348	15	2	1	366
ROBERTSON	6	0	0	4	2	0	6	0	0	0	6
ROCKCASTLE	169	2	0	136	34	1	166	4	0	1	171
ROWAN	200	0	2	154	48	0	194	6	1	1	202
RUSSELL	127	0	0	103	24	0	121	2	0	4	127
SCOTT	291	0	0	229	62	0	248	39	1	3	291
SHELBY	295	2	0	228	68	1	253	38	2	4	297
SIMPSON	115	0	1	93	23	0	102	13	0	1	116
SPENCER	148	2	0	109	41	0	141	8	0	1	150
TAYLOR	158	0	1	118	41	0	140	16	0	3	159
TODD	32	0	0	23	9	0	28	2	1	1	32
TRIGG	101	0	1	81	21	0	90	12	0	0	102
TRIMBLE	41	0	1	32	10	0	40	2	0	0	42
UNION	38	0	0	30	8	0	34	3	0	1	38
WARREN	870	6	0	683	193	0	674	168	27	7	876
WASHINGTON	49	2	0	43	8	0	45	5	1	0	51
WAYNE	110	0	0	96	14	0	104	4	0	2	110
WEBSTER	43	0	0	34	9	0	39	4	0	0	43
WHITLEY	237	0	0	177	60	0	233	2	0	2	237
WOLFE	72	0	0	55	17	0	72	0	0	0	72
WOODFORD	195	1	0	153	42	1	170	20	1	5	196

STATE TOTALS	24,220	114	23	18,393	5,954	10	21,650	2,362	132	213	24,357
--------------	--------	-----	----	--------	-------	----	--------	-------	-----	-----	--------

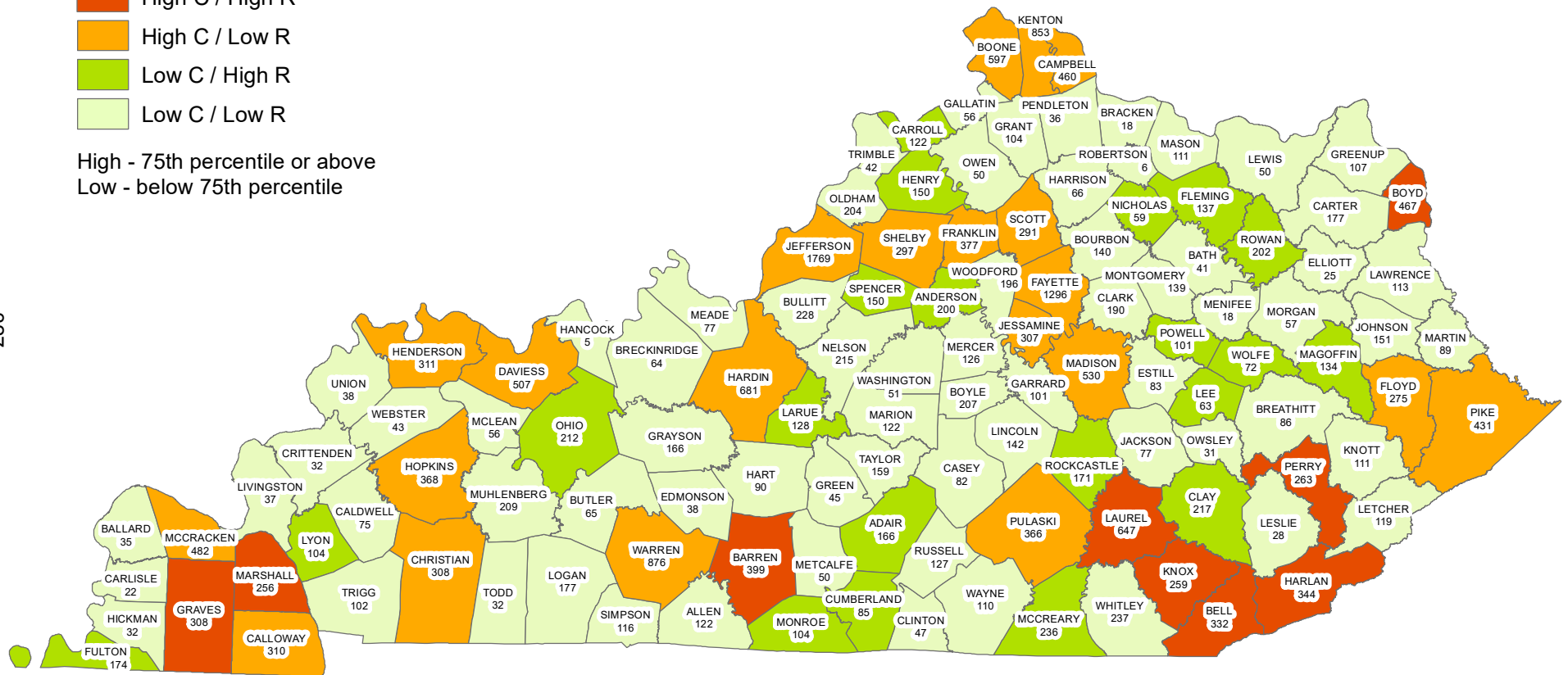
R - total number of offenses divided by total county population (Rate per capita)

Kentucky State Police
Criminal Identification and Records Branch
GIS Section



High - 75th percentile or above

Low - below 75th percentile



Year 2017

DUI Arrests by County

DUI CONVICTIONS BY COUNTY

Please use caution in attempting to compare number of DUI arrests with number of DUI convictions due to the fact that the actual arrest and court conviction could appear in different years. Figures are compiled according to the date of the violation and the date the conviction was entered into the automated data system.

COUNTY	2013	2014	2015	2016	2017
ADAIR	81	68	61	101	101
ALLEN	89	81	68	82	78
ANDERSON	131	112	98	133	166
BALLARD	60	49	34	31	30
BARREN	239	242	227	218	245
BATH	60	52	30	37	36
BELL	229	279	229	222	253
BOONE	578	558	578	546	466
BOURBON	226	123	103	118	121
BOYD	266	252	224	212	345
BOYLE	229	207	189	128	146
BRACKEN	21	14	16	25	14
BREATHITT	105	88	87	94	88
BRECKINRIDGE	65	43	49	35	39
BULLITT	537	335	368	209	172
BUTLER	73	69	82	66	52
CALDWELL	57	44	42	55	48
CALLOWAY	278	267	192	166	267
CAMPBELL	478	463	458	447	409
CARLISLE	20	11	18	17	12
CARROLL	146	89	101	104	104
CARTER	171	129	127	124	153
CASEY	93	92	59	72	80
CHRISTIAN	388	313	295	270	237
CLARK	126	218	220	192	127
CLAY	168	106	95	115	136
CLINTON	76	65	64	54	42
CRITTENDEN	37	27	26	38	38
CUMBERLAND	48	34	47	52	69
DAVISS	717	614	563	475	416
EDMONSON	24	28	49	40	30
ELLIOTT	30	10	9	15	19
ESTILL	56	100	81	51	73
FAYETTE	1,382	1,421	1,156	1,021	1,029
FLEMING	79	70	100	94	115
FLOYD	343	271	306	298	251
FRANKLIN	394	398	281	349	328
FULTON	44	52	97	96	135
GALLATIN	83	49	65	66	42
GARRARD	47	44	97	75	87

Statistical Source: KY Transportation Cabinet, Division of Driver Licensing

DUI CONVICTIONS BY COUNTY

COUNTY	2013	2014	2015	2016	2017
GRANT	71	114	110	128	95
GRAVES	312	205	279	281	229
GRAYSON	117	121	166	139	150
GREEN	44	33	35	20	26
GREENUP	236	173	167	140	149
HANCOCK	34	19	24	19	19
HARDIN	756	583	623	631	603
HARLAN	267	251	224	236	256
HARRISON	103	89	80	71	60
HART	104	97	102	82	66
HENDERSON	339	294	316	352	314
HENRY	143	142	105	98	123
HICKMAN	16	16	26	19	29
HOPKINS	309	257	341	292	309
JACKSON	29	26	29	33	63
JEFFERSON	3,029	2,331	1,907	1,588	1,694
JESSAMINE	262	204	226	254	265
JOHNSON	223	190	144	139	116
KENTON	706	646	562	677	721
KNOTT	87	89	135	122	100
KNOX	269	326	240	245	237
LARUE	97	43	53	48	82
LAUREL	681	672	662	635	582
LAWRENCE	83	76	74	70	64
LEE	43	34	28	23	18
LESLIE	27	20	24	29	19
LETCHER	113	102	76	114	85
LEWIS	52	41	39	45	41
LINCOLN	82	66	97	86	95
LIVINGSTON	52	28	37	41	37
LOGAN	148	145	145	152	137
LYON	79	104	74	89	90
MCCRACKEN	607	395	391	420	424
MCCREARY	103	171	128	104	167
MCLEAN	42	31	27	44	54
MADISON	457	481	514	355	415
MAGOFFIN	97	122	129	116	113
MARION	200	130	164	114	89
MARSHALL	181	117	136	147	203
MARTIN	79	77	70	60	72
MASON	124	136	124	144	129
MEADE	181	107	100	74	65
MENIFEE	25	18	11	12	14
MERCER	80	71	77	82	93

Statistical Source: KY Transportation Cabinet, Division of Driver Licensing

DUI CONVICTIONS BY COUNTY

COUNTY	2013	2014	2015	2016	2017
METCALFE	29	33	34	47	36
MONROE	42	40	51	44	72
MONTGOMERY	113	138	113	103	112
MORGAN	59	37	38	83	42
MUHLENBERG	274	255	216	236	189
NELSON	194	187	233	233	181
NICHOLAS	91	50	58	74	74
OHIO	100	91	116	181	188
OLDHAM	201	282	266	188	184
OWEN	28	32	32	47	38
OWSLEY	21	23	14	52	21
PENDLETON	53	35	33	28	34
PERRY	203	158	193	192	187
PIKE	378	331	291	295	254
POWELL	101	86	59	65	80
PULASKI	372	287	356	308	283
ROBERTSON	3	6	5	4	3
ROCKCASTLE	84	94	104	98	114
ROWAN	186	167	155	198	161
RUSSELL	79	99	92	107	100
SCOTT	190	219	232	209	225
SHELBY	317	285	307	344	269
SIMPSON	95	83	68	67	83
SPENCER	115	79	57	73	101
TAYLOR	138	121	127	101	108
TODD	61	65	65	46	37
TRIGG	110	99	109	93	86
TRIMBLE	63	41	42	23	28
UNION	91	116	94	68	43
WARREN	940	751	756	749	735
WASHINGTON	38	29	38	23	25
WAYNE	31	47	64	90	53
WEBSTER	61	29	37	84	44
WHITLEY	261	265	187	175	204
WOLFE	26	35	38	41	50
WOODFORD	253	210	183	139	167
TOTALS	24,764	21,785	20,875	20,021	19,922


Statistical Source: KY Transportation Cabinet, Division of Driver Licensing



+



=



R - total number of offenses divided by total county population (Rate per capita)

 High C / High R

High C / Low R

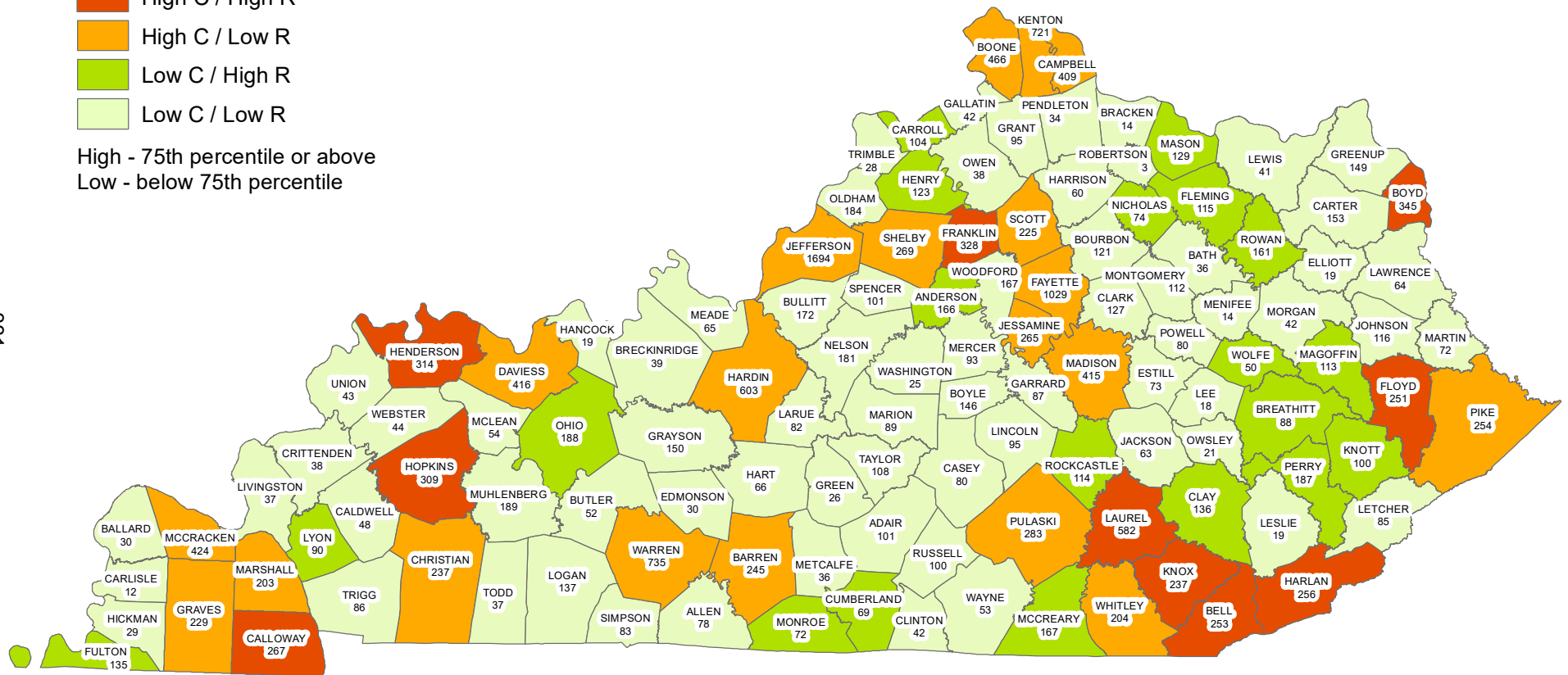
Low C / High R

Low C / Low R

High - 75th percentile or above

Low - below 75th percentile

Kentucky State Police
Criminal Identification and Records Branch
GIS Section



Year 2017

DUI Convictions by County



ARREST DATA

STATE ARREST DATA

GROUP-A	2016 ARRESTS	% OF TOTAL	2017 ARRESTS	% OF TOTAL
Animal Cruelty	495	0.1%	460	0.1%
Arson	155	0.0%	209	0.0%
Assault Offenses	29,627	7.5%	36,505	7.2%
Bribery	114	0.0%	157	0.0%
Burglary/Breaking and Entering	4,658	1.2%	6,089	1.2%
Counterfeiting/Forgery	5,223	1.3%	7,774	1.5%
Destruction/Damage/Vandalism Of Property	5,073	1.3%	6,816	1.4%
Drug/Narcotic Offenses	75,721	19.1%	107,736	21.4%
Extortion/Blackmail	12	0.0%	21	0.0%
Fraud Offenses	4,124	1.0%	7,257	1.4%
Gambling Offenses	23	0.0%	17	0.0%
Homicide Offenses	533	0.1%	671	0.1%
Human Trafficking	24	0.0%	5	0.00%
Kidnapping/Abduction	784	0.2%	926	0.2%
Larceny/Theft Offenses	31,528	8.0%	35,652	7.1%
Motor Vehicle Theft	1,280	0.3%	2,114	0.4%
Pornography/Obscene Material	2,367	0.6%	3,801	0.8%
Prostitution Offenses	212	0.1%	409	0.1%
Robbery	1,622	0.4%	1,911	0.4%
Sex Offenses, Forcible	1,972	0.5%	2,727	0.5%
Sex Offenses, Nonforcible	355	0.1%	462	0.1%
Stolen Property Offenses (Receiving, etc.)	5,184	1.3%	7,773	1.5%
Weapon Law Violations	4,358	1.1%	6,814	1.4%
TOTAL GROUP-A ARRESTS	175,444	44.3%	236,306	46.8%

GROUP-B	2016 ARRESTS	% OF TOTAL	2017 ARRESTS	% OF TOTAL
Curfew/Loitering/Vagrancy	100	0.0%	253	0.05%
Disorderly Conduct	7,364	1.9%	8,110	1.6%
Driving Under the Influence	23,449	5.9%	24,357	4.8%
Drunkenness	22,418	5.7%	23,586	4.7%
Family Offenses (Non-Violent)	5,087	1.3%	7,198	1.4%
Liquor Law Violations	1,875	0.5%	1,692	0.3%
Peeping Tom	31	0.0%	30	0.01%
Runaway	201	0.1%	200	0.0%
Trespass of Real Property	5,456	1.4%	8,483	1.7%
All Other Offenses	154,270	39.0%	194,365	38.5%
TOTAL GROUP-B ARRESTS	220,251	55.7%	268,274	53.2%

TOTAL ARRESTS	395,695	100%	504,580	100%
----------------------	----------------	-------------	----------------	-------------

TOTAL ARRESTS BY AGE

GROUP-A	17 & Under	18-20	21-29	30-39	40-49	50 & Above	UNK	TOTAL
Animal Cruelty	3	35	70	141	97	111	3	460
Arson	18	38	36	48	42	28	0	210
Assault Offenses	2,563	2,385	10,292	10,659	6,041	4,557	72	36,569
Bribery	1	6	48	34	35	33	0	157
Burglary/Breaking and Entering	504	521	1,787	1,809	1,045	429	6	6,101
Counterfeiting/Forgery	26	405	2,431	2,562	1,755	595	3	7,777
Destruction/Damage/Vandalism Of Property	659	697	2,181	1,787	932	548	24	6,828
Drug/Narcotic Offenses	2,025	8,965	32,707	35,392	18,670	9,996	64	107,819
Extortion/Blackmail	0	0	4	7	2	8	0	21
Fraud Offenses	47	198	2,376	2,786	1,265	586	12	7,270
Gambling Offenses	0	3	3	4	3	4	0	17
Homicide Offenses	34	92	202	179	90	76	0	673
Human Trafficking	0	0	0	1	4	0	0	5
Kidnapping/Abduction	10	70	300	289	164	91	2	926
Larceny/Theft Offenses	1,451	2,237	8,638	11,563	6,758	4,933	150	35,730
Motor Vehicle Theft	239	239	594	636	283	126	0	2,117
Pornography/Obscene Material	249	197	592	556	1,698	509	0	3,801
Prostitution Offenses	0	16	124	141	77	52	0	410
Robbery	266	328	593	452	180	96	0	1,915
Sex Offenses, Forcible	243	160	582	614	503	626	2	2,730
Sex Offenses, Nonforcible	24	33	100	137	109	59	0	462
Stolen Property Offenses (Receiving, etc.)	606	884	2,293	2,283	1,210	502	12	7,790
Weapon Law Violations	370	590	2,126	2,057	1,021	649	7	6,820
TOTAL GROUP-A ARRESTS	9,338	18,099	68,079	74,137	41,984	24,614	357	236,608

GROUP-B	17 & Under	18-20	21-29	30-39	40-49	50 & Above	UNK	TOTAL
Curfew/Loitering/Vagrancy	11	20	89	62	35	36	0	253
Disorderly Conduct	1,023	602	2,067	2,098	1,286	1,024	22	8,122
Driving Under the Influence	115	1,345	6,550	6,706	4,873	4,768	10	24,367
Drunkenness	315	1,220	5,854	7,052	4,934	4,203	37	23,615
Family Offenses (Non-Violent)	10	109	1,755	2,899	1,679	748	9	7,209
Liquor Law Violations	175	1,016	342	69	49	39	8	1,698
Peeping Tom	2	3	4	11	8	2	0	30
Runaway	180	16	2	5	0	1	0	204
Trespass of Real Property	409	540	2,040	2,547	1,525	1,410	25	8,496
All Other Offenses	2,691	8,571	55,701	68,562	37,429	21,483	305	194,742
TOTAL GROUP-B ARRESTS	4,931	13,442	74,404	90,011	51,818	33,714	416	268,736

TOTAL ARRESTS	14,269	31,541	142,483	164,148	93,802	58,328	773	505,344
----------------------	---------------	---------------	----------------	----------------	---------------	---------------	------------	----------------

TOTAL ARRESTS BY SEX

GROUP-A	PERSONS ARRESTED					
	MALE	%	FEMALE	%	UNK	%
Animal Cruelty	273	0.1%	187	0.1%	0	0.0%
Arson	181	0.1%	28	0.0%	0	0.0%
Assault Offenses	27,857	7.8%	8,648	5.9%	0	0.0%
Bribery	131	0.0%	26	0.0%	0	0.0%
Burglary/Breaking and Entering	4,865	1.4%	1,224	0.8%	0	0.0%
Counterfeiting/Forgery	4,967	1.4%	2,807	1.9%	0	0.0%
Destruction/Damage/Vandalism Of Property	5,551	1.5%	1,265	0.9%	0	0.0%
Drug/Narcotic Offenses	75,713	21.1%	32,019	22.0%	4	44.4%
Extortion/Blackmail	13	0.0%	8	0.0%	0	0.0%
Fraud Offenses	4,434	1.2%	2,823	1.9%	0	0.0%
Gambling Offenses	15	0.0%	2	0.0%	0	0.0%
Homicide Offenses	564	0.2%	107	0.1%	0	0.0%
Human Trafficking	5	0.0%	0	0.0%	0	0.0%
Kidnapping/Abduction	786	0.2%	140	0.1%	0	0.0%
Larceny/Theft Offenses	19,263	5.4%	16,389	11.3%	0	0.0%
Motor Vehicle Theft	1,623	0.5%	490	0.3%	1	11.1%
Pornography/Obscene Material	3,700	1.0%	101	0.1%	0	0.0%
Prostitution Offenses	103	0.0%	306	0.2%	0	0.0%
Robbery	1,616	0.5%	295	0.2%	0	0.0%
Sex Offenses, Forcible	2,630	0.7%	96	0.1%	1	11.1%
Sex Offenses, Nonforcible	427	0.1%	35	0.0%	0	0.0%
Stolen Property Offenses (Receiving, etc.)	6,052	1.7%	1,721	1.2%	0	0.0%
Weapon Law Violations	6,144	1.7%	667	0.5%	3	33.3%
TOTAL GROUP-A ARRESTS	166,913	46.5%	69,384	47.7%	9	100.0%

GROUP-B	PERSONS ARRESTED					
	MALE	%	FEMALE	%	UNK	%
Curfew/Loitering/Vagrancy	208	0.1%	45	0.0%	0	0.0%
Disorderly Conduct	5,638	1.6%	2,472	1.7%	0	0.0%
Driving Under the Influence	18,401	5.1%	5,956	4.1%	0	0.0%
Drunkenness	17,519	4.9%	6,067	4.2%	0	0.0%
Family Offenses (Non-Violent)	5,974	1.7%	1,224	0.8%	0	0.0%
Liquor Law Violations	1,108	0.3%	584	0.4%	0	0.0%
Peeping Tom	28	0.0%	2	0.0%	0	0.0%
Runaway	88	0.0%	112	0.1%	0	0.0%
Trespass of Real Property	6,181	1.7%	2,302	1.6%	0	0.0%
All Other Offenses	137,008	38.2%	57,357	39.4%	0	0.0%
TOTAL GROUP-B ARRESTS	192,153	53.5%	76,121	52.3%	0	0.0%

TOTAL ARRESTS	359,066	100%	145,505	100%	9	100%
----------------------	----------------	-------------	----------------	-------------	----------	-------------

Percentages shown in total categories are not intended to reflect column totals.

TOTAL ARRESTS BY RACE

GROUP-A	WHITE	BLACK	AMERICAN INDIAN OR ALASKAN NATIVE	ASIAN OR PACIFIC ISLANDER	UNKNOWN
Animal Cruelty	386	70	0	0	4
Arson	184	23	0	0	2
Assault Offenses	27,949	8,139	30	102	285
Bribery	117	40	0	0	0
Burglary/Breaking and Entering	4,807	1,224	1	9	48
Counterfeiting/Forgery	5,933	1,807	0	12	22
Destruction/Damage/Vandalism Of Property	5,379	1,337	1	23	76
Drug/Narcotic Offenses	87,901	18,718	30	181	906
Extortion/Blackmail	20	1	0	0	0
Fraud Offenses	5,596	1,598	2	11	50
Gambling Offenses	10	7	0	0	0
Homicide Offenses	428	231	0	0	12
Human Trafficking	3	2	0	0	0
Kidnapping/Abduction	720	196	0	3	7
Larceny/Theft Offenses	29,778	5,578	12	80	204
Motor Vehicle Theft	1,713	375	1	2	23
Pornography/Obscene Material	3,478	278	0	43	2
Prostitution Offenses	323	71	0	14	1
Robbery	887	1,009	0	3	12
Sex Offenses, Forcible	2,317	375	0	3	32
Sex Offenses, Nonforcible	418	31	0	7	6
Stolen Property Offenses (Receiving, etc.)	5,645	2,061	4	14	49
Weapon Law Violations	4,154	2,578	2	21	59
TOTAL GROUP-A ARRESTS	188,146	45,749	83	528	1,800

GROUP-B	WHITE	BLACK	AMERICAN INDIAN OR ALASKAN NATIVE	ASIAN OR PACIFIC ISLANDER	UNKNOWN
Curfew/Loitering/Vagrancy	144	108	0	0	1
Disorderly Conduct	6,241	1,781	6	23	59
Driving Under the Influence	21,699	2,364	23	109	162
Drunkenness	20,888	2,515	28	83	72
Family Offenses (Non-Violent)	5,782	1,370	2	13	31
Liquor Law Violations	1,528	138	1	5	20
Peeping Tom	27	3	0	0	0
Runaway	146	53	0	1	0
Trespass of Real Property	6,394	2,023	8	25	33
All Other Offenses	161,490	31,767	83	330	695
TOTAL GROUP-B ARRESTS	224,339	42,122	151	589	1,073

TOTAL ARRESTS	412,485	87,871	234	1,117	2,873
----------------------	----------------	---------------	------------	--------------	--------------

TOTAL ARRESTS BY COUNTY - ADULT AND JUVENILE

GROUP-A	ADAIR				ALLEN				ANDERSON			
	ADULT	JUV	UNK	TOTAL	ADULT	JUV	UNK	TOTAL	ADULT	JUV	UNK	TOTAL
Animal Cruelty	1	0	0	1	1	0	0	1	0	0	0	0
Arson	0	0	0	0	1	0	0	1	0	0	0	0
Assault Offenses	189	8	0	197	181	11	0	192	168	29	0	197
Bribery	1	0	0	1	0	0	0	0	0	0	0	0
Burglary/Breaking and Entering	19	1	0	20	32	1	0	33	29	2	0	31
Counterfeiting/Forgery	19	0	0	19	8	0	0	8	11	0	0	11
Destruction/Damage/Vandalism Of Property	36	4	1	41	37	6	0	43	10	4	1	15
Drug/Narcotic Offenses	468	0	0	468	480	1	2	483	422	12	1	435
Extortion/Blackmail	0	0	0	0	0	0	0	0	0	0	0	0
Fraud Offenses	5	0	0	5	4	0	0	4	17	0	0	17
Gambling Offenses	0	0	0	0	0	0	0	0	0	0	0	0
Homicide Offenses	3	0	0	3	2	0	0	2	1	0	0	1
Human Trafficking	1	0	0	1	0	0	0	0	0	0	0	0
Kidnapping/Abduction	4	0	0	4	10	0	0	10	4	0	0	4
Larceny/Theft Offenses	241	2	9	252	67	2	0	69	147	15	1	163
Motor Vehicle Theft	9	1	0	10	7	1	0	8	9	1	0	10
Pornography/Obscene Material	252	0	0	252	16	0	0	16	122	0	0	122
Prostitution Offenses	0	0	0	0	0	0	0	0	0	0	0	0
Robbery	3	0	0	3	0	0	0	0	0	0	0	0
Sex Offenses, Forcible	49	0	0	49	3	0	0	3	2	0	0	2
Sex Offenses, Nonforcible	1	0	0	1	0	0	0	0	1	0	0	1
Stolen Property Offenses (Receiving, etc.)	24	0	0	24	15	0	0	15	16	3	0	19
Weapon Law Violations	18	0	0	18	39	0	0	39	24	5	0	29
TOTAL GROUP-A ARRESTS	1,343	16	10	1,369	903	22	2	927	983	71	3	1,057

GROUP-B												
Curfew/Loitering/Vagrancy	0	0	0	0	0	0	0	0	1	0	0	1
Disorderly Conduct	39	1	0	40	39	3	0	42	35	21	0	56
Driving Under the Influence	166	0	0	166	122	0	0	122	198	2	0	200
Drunkenness	88	0	2	90	41	2	0	43	74	5	0	79
Family Offenses (Non-Violent)	16	0	0	16	63	0	0	63	36	0	0	36
Liquor Law Violations	1	0	0	1	2	0	0	2	6	2	0	8
Peeping Tom	0	0	0	0	0	0	0	0	0	0	0	0
Runaway	0	0	0	0	0	0	0	0	0	0	0	0
Trespass of Real Property	31	0	0	31	27	1	0	28	18	0	0	18
All Other Offenses	748	9	13	770	987	18	5	1,010	714	20	0	734
TOTAL GROUP-B ARRESTS	1,089	10	15	1,114	1,281	24	5	1,310	1,082	50	0	1,132

TOTAL ARRESTS	2,432	26	25	2,483	2,184	46	7	2,237	2,065	121	3	2,189
----------------------	--------------	-----------	-----------	--------------	--------------	-----------	----------	--------------	--------------	------------	----------	--------------

TOTAL ARRESTS BY COUNTY - ADULT AND JUVENILE

GROUP-A	BALLARD				BARREN				BATH			
	ADULT	JUV	UNK	TOTAL	ADULT	JUV	UNK	TOTAL	ADULT	JUV	UNK	TOTAL
Animal Cruelty	3	0	0	3	45	0	0	45	1	0	0	1
Arson	0	0	0	0	2	0	0	2	0	0	0	0
Assault Offenses	58	2	1	61	553	31	0	584	94	6	0	100
Bribery	1	0	0	1	0	0	0	0	0	0	0	0
Burglary/Breaking and Entering	5	2	0	7	84	4	0	88	5	1	0	6
Counterfeiting/Forgery	5	0	0	5	86	0	0	86	4	0	0	4
Destruction/Damage/Vandalism Of Property	18	3	1	22	100	10	0	110	6	0	0	6
Drug/Narcotic Offenses	243	4	2	249	1,677	33	2	1,712	161	1	0	162
Extortion/Blackmail	0	0	0	0	0	0	0	0	0	0	0	0
Fraud Offenses	9	0	0	9	34	1	0	35	10	0	0	10
Gambling Offenses	0	0	0	0	0	0	0	0	0	0	0	0
Homicide Offenses	2	0	0	2	0	0	0	0	0	0	0	0
Human Trafficking	0	0	0	0	0	0	0	0	0	0	0	0
Kidnapping/Abduction	9	0	0	9	15	0	0	15	0	0	0	0
Larceny/Theft Offenses	49	5	0	54	607	5	2	614	40	0	0	40
Motor Vehicle Theft	7	1	0	8	27	2	0	29	3	0	0	3
Pornography/Obscene Material	0	0	0	0	39	0	0	39	1	0	0	1
Prostitution Offenses	0	0	0	0	1	0	0	1	0	0	0	0
Robbery	0	0	0	0	7	1	0	8	0	0	0	0
Sex Offenses, Forcible	2	0	0	2	13	2	0	15	4	0	0	4
Sex Offenses, Nonforcible	0	0	0	0	4	0	0	4	0	0	0	0
Stolen Property Offenses (Receiving, etc.)	3	0	0	3	60	1	1	62	13	0	0	13
Weapon Law Violations	14	0	0	14	99	5	0	104	2	2	0	4
TOTAL GROUP-A ARRESTS	428	17	4	449	3,453	95	5	3,553	344	10	0	354

GROUP-B												
Curfew/Loitering/Vagrancy	0	0	0	0	0	0	0	0	0	0	0	0
Disorderly Conduct	10	0	0	10	138	7	0	145	7	5	0	12
Driving Under the Influence	35	0	0	35	393	6	0	399	41	0	0	41
Drunkenness	23	0	0	23	429	6	1	436	43	0	0	43
Family Offenses (Non-Violent)	8	0	0	8	76	0	0	76	12	0	0	12
Liquor Law Violations	3	1	0	4	1	1	0	2	3	0	0	3
Peeping Tom	0	0	0	0	0	0	0	0	0	0	0	0
Runaway	0	0	0	0	0	0	0	0	0	0	0	0
Trespass of Real Property	10	4	0	14	65	0	0	65	7	0	0	7
All Other Offenses	285	3	3	291	2,293	47	4	2,344	359	3	0	362
TOTAL GROUP-B ARRESTS	374	8	3	385	3,395	67	5	3,467	472	8	0	480

TOTAL ARRESTS	802	25	7	834	6,848	162	10	7,020	816	18	0	834
----------------------	------------	-----------	----------	------------	--------------	------------	-----------	--------------	------------	-----------	----------	------------

TOTAL ARRESTS BY COUNTY - ADULT AND JUVENILE

GROUP-A	BELL				BOONE				BOURBON			
	ADULT	JUV	UNK	TOTAL	ADULT	JUV	UNK	TOTAL	ADULT	JUV	UNK	TOTAL
Animal Cruelty	2	0	0	2	1	0	0	1	3	0	0	3
Arson	2	0	0	2	0	0	0	0	1	0	0	1
Assault Offenses	223	21	5	249	374	83	0	457	144	6	0	150
Bribery	4	0	0	4	0	0	0	0	1	0	0	1
Burglary/Breaking and Entering	49	3	0	52	60	14	0	74	15	0	0	15
Counterfeiting/Forgery	19	0	0	19	1,313	1	0	1,314	34	0	0	34
Destruction/Damage/Vandalism Of Property	47	9	0	56	119	25	1	145	24	2	0	26
Drug/Narcotic Offenses	1,239	7	2	1,248	1,966	125	0	2,091	215	6	0	221
Extortion/Blackmail	0	0	0	0	0	0	0	0	0	0	0	0
Fraud Offenses	38	1	2	41	1,445	2	0	1,447	23	0	0	23
Gambling Offenses	0	0	0	0	3	0	0	3	0	0	0	0
Homicide Offenses	4	0	0	4	4	0	0	4	1	0	0	1
Human Trafficking	1	0	0	1	0	0	0	0	0	0	0	0
Kidnapping/Abduction	7	0	0	7	7	0	0	7	3	0	0	3
Larceny/Theft Offenses	467	37	0	504	784	26	2	812	152	4	1	157
Motor Vehicle Theft	22	2	0	24	20	2	0	22	3	1	0	4
Pornography/Obscene Material	12	0	0	12	19	0	0	19	0	0	0	0
Prostitution Offenses	0	0	0	0	68	0	0	68	0	0	0	0
Robbery	7	0	0	7	19	3	0	22	8	0	0	8
Sex Offenses, Forcible	12	0	0	12	15	0	0	15	0	0	0	0
Sex Offenses, Nonforcible	5	0	0	5	8	0	0	8	0	0	0	0
Stolen Property Offenses (Receiving, etc.)	25	2	0	27	154	12	0	166	36	0	0	36
Weapon Law Violations	50	1	0	51	75	13	1	89	21	1	0	22
TOTAL GROUP-A ARRESTS	2,235	83	9	2,327	6,454	306	4	6,764	684	20	1	705

GROUP-B												
Curfew/Loitering/Vagrancy	0	0	0	0	0	0	0	0	0	0	0	0
Disorderly Conduct	97	18	1	116	77	66	0	143	41	8	0	49
Driving Under the Influence	329	2	1	332	594	3	0	597	137	3	0	140
Drunkenness	156	8	0	164	668	38	0	706	124	2	0	126
Family Offenses (Non-Violent)	32	0	1	33	230	0	1	231	42	0	0	42
Liquor Law Violations	2	0	0	2	19	20	1	40	1	1	0	2
Peeping Tom	0	0	0	0	0	0	0	0	0	0	0	0
Runaway	0	0	0	0	1	4	0	5	0	0	0	0
Trespass of Real Property	150	8	0	158	65	17	1	83	43	0	0	43
All Other Offenses	3,255	30	8	3,293	4,472	98	4	4,574	697	14	0	711
TOTAL GROUP-B ARRESTS	4,021	66	11	4,098	6,126	246	7	6,379	1,085	28	0	1,113

TOTAL ARRESTS	6,256	149	20	6,425	12,580	552	11	13,143	1,769	48	1	1,818
----------------------	--------------	------------	-----------	--------------	---------------	------------	-----------	---------------	--------------	-----------	----------	--------------

TOTAL ARRESTS BY COUNTY - ADULT AND JUVENILE

GROUP-A	BOYD				BOYLE				BRACKEN			
	ADULT	JUV	UNK	TOTAL	ADULT	JUV	UNK	TOTAL	ADULT	JUV	UNK	TOTAL
Animal Cruelty	1	0	0	1	0	0	0	0	0	0	0	0
Arson	3	0	0	3	0	0	0	0	0	0	0	0
Assault Offenses	293	18	2	313	321	7	0	328	28	3	0	31
Bribery	1	0	0	1	0	0	0	0	2	0	0	2
Burglary/Breaking and Entering	47	1	0	48	46	0	0	46	10	0	0	10
Counterfeiting/Forgery	23	0	0	23	37	0	0	37	13	0	0	13
Destruction/Damage/Vandalism Of Property	27	3	0	30	55	0	0	55	2	0	0	2
Drug/Narcotic Offenses	822	9	1	832	1,296	6	1	1,303	60	5	0	65
Extortion/Blackmail	0	0	0	0	0	0	0	0	0	0	0	0
Fraud Offenses	41	0	0	41	73	0	0	73	2	0	0	2
Gambling Offenses	0	0	0	0	0	0	0	0	0	0	0	0
Homicide Offenses	10	0	0	10	3	2	0	5	0	0	0	0
Human Trafficking	0	0	0	0	0	0	0	0	0	0	0	0
Kidnapping/Abduction	3	0	0	3	7	0	0	7	0	0	0	0
Larceny/Theft Offenses	402	10	3	415	220	0	0	220	41	0	0	41
Motor Vehicle Theft	19	0	0	19	8	1	0	9	2	0	0	2
Pornography/Obscene Material	56	0	0	56	20	0	0	20	0	0	0	0
Prostitution Offenses	6	0	0	6	0	0	0	0	0	0	0	0
Robbery	5	0	0	5	4	0	0	4	0	0	0	0
Sex Offenses, Forcible	9	2	0	11	11	0	0	11	0	2	0	2
Sex Offenses, Nonforcible	5	0	0	5	3	0	0	3	1	0	0	1
Stolen Property Offenses (Receiving, etc.)	50	1	0	51	55	0	0	55	5	1	0	6
Weapon Law Violations	28	1	0	29	51	0	0	51	3	0	0	3
TOTAL GROUP-A ARRESTS	1,851	45	6	1,902	2,210	16	1	2,227	169	11	0	180

GROUP-B												
Curfew/Loitering/Vagrancy	0	0	0	0	0	0	0	0	0	0	0	0
Disorderly Conduct	38	1	1	40	58	2	0	60	6	0	0	6
Driving Under the Influence	463	4	0	467	207	0	0	207	18	0	0	18
Drunkenness	385	2	4	391	194	2	0	196	16	0	0	16
Family Offenses (Non-Violent)	36	0	1	37	56	0	0	56	13	0	0	13
Liquor Law Violations	3	3	0	6	1	1	0	2	2	0	0	2
Peeping Tom	0	0	0	0	2	0	0	2	0	0	0	0
Runaway	0	1	0	1	0	0	0	0	0	0	0	0
Trespass of Real Property	60	1	0	61	37	0	0	37	7	0	0	7
All Other Offenses	2,336	14	7	2,357	1,638	0	4	1,642	146	0	0	146
TOTAL GROUP-B ARRESTS	3,321	26	13	3,360	2,193	5	4	2,202	208	0	0	208

TOTAL ARRESTS	5,172	71	19	5,262	4,403	21	5	4,429	377	11	0	388
----------------------	--------------	-----------	-----------	--------------	--------------	-----------	----------	--------------	------------	-----------	----------	------------

TOTAL ARRESTS BY COUNTY - ADULT AND JUVENILE

GROUP-A	BREATHITT				BRECKINRIDGE				BULLITT			
	ADULT	JUV	UNK	TOTAL	ADULT	JUV	UNK	TOTAL	ADULT	JUV	UNK	TOTAL
Animal Cruelty	0	0	0	0	1	0	0	1	2	0	0	2
Arson	4	0	0	4	0	0	0	0	0	0	0	0
Assault Offenses	98	6	0	104	131	2	0	133	461	32	3	496
Bribery	0	0	0	0	0	0	0	0	3	0	0	3
Burglary/Breaking and Entering	17	0	0	17	25	2	0	27	66	3	0	69
Counterfeiting/Forgery	4	0	0	4	4	0	0	4	84	1	0	85
Destruction/Damage/Vandalism Of Property	28	2	0	30	34	1	0	35	107	12	0	119
Drug/Narcotic Offenses	213	4	0	217	282	3	1	286	1,397	44	0	1,441
Extortion/Blackmail	0	0	0	0	0	0	0	0	0	0	0	0
Fraud Offenses	8	1	0	9	8	0	0	8	63	0	1	64
Gambling Offenses	0	0	0	0	2	0	0	2	0	0	0	0
Homicide Offenses	1	0	0	1	3	1	0	4	4	0	0	4
Human Trafficking	0	0	0	0	0	0	0	0	0	0	0	0
Kidnapping/Abduction	6	0	0	6	3	0	0	3	16	0	0	16
Larceny/Theft Offenses	120	0	2	122	168	0	2	170	399	18	3	420
Motor Vehicle Theft	6	0	0	6	10	0	0	10	24	1	0	25
Pornography/Obscene Material	0	0	0	0	0	0	0	0	2	3	0	5
Prostitution Offenses	0	0	0	0	0	0	0	0	3	0	0	3
Robbery	0	0	0	0	0	0	0	0	16	2	0	18
Sex Offenses, Forcible	2	2	0	4	6	0	0	6	15	0	0	15
Sex Offenses, Nonforcible	0	0	0	0	1	0	0	1	6	0	0	6
Stolen Property Offenses (Receiving, etc.)	8	0	0	8	10	0	0	10	154	3	0	157
Weapon Law Violations	6	1	0	7	40	0	0	40	83	11	0	94
TOTAL GROUP-A ARRESTS	521	16	2	539	728	9	3	740	2,905	130	7	3,042

GROUP-B												
Curfew/Loitering/Vagrancy	0	0	0	0	0	0	0	0	0	0	0	0
Disorderly Conduct	22	2	0	24	31	0	0	31	56	8	1	65
Driving Under the Influence	86	0	0	86	64	0	0	64	228	0	0	228
Drunkenness	143	0	0	143	71	4	0	75	114	3	0	117
Family Offenses (Non-Violent)	25	0	0	25	68	0	0	68	81	0	0	81
Liquor Law Violations	2	0	0	2	4	0	0	4	5	1	0	6
Peeping Tom	0	0	0	0	0	0	0	0	1	0	0	1
Runaway	0	1	0	1	0	1	0	1	0	0	0	0
Trespass of Real Property	28	0	0	28	22	0	0	22	53	12	1	66
All Other Offenses	620	11	1	632	570	4	2	576	1,886	18	10	1,914
TOTAL GROUP-B ARRESTS	926	14	1	941	830	9	2	841	2,424	42	12	2,478

TOTAL ARRESTS	1,447	30	3	1,480	1,558	18	5	1,581	5,329	172	19	5,520
----------------------	--------------	-----------	----------	--------------	--------------	-----------	----------	--------------	--------------	------------	-----------	--------------

TOTAL ARRESTS BY COUNTY - ADULT AND JUVENILE

GROUP-A	BUTLER				CALDWELL				CALLOWAY			
	ADULT	JUV	UNK	TOTAL	ADULT	JUV	UNK	TOTAL	ADULT	JUV	UNK	TOTAL
Animal Cruelty	0	0	0	0	0	0	0	0	0	0	0	0
Arson	3	2	0	5	0	0	0	0	0	0	0	0
Assault Offenses	131	3	0	134	96	4	0	100	218	1	0	219
Bribery	5	0	0	5	0	0	0	0	3	0	0	3
Burglary/Breaking and Entering	20	0	0	20	39	0	0	39	108	0	0	108
Counterfeiting/Forgery	16	0	0	16	32	0	0	32	65	0	0	65
Destruction/Damage/Vandalism Of Property	32	0	0	32	29	1	0	30	110	0	0	110
Drug/Narcotic Offenses	219	10	0	229	345	1	0	346	702	4	0	706
Extortion/Blackmail	0	0	0	0	0	0	0	0	0	0	0	0
Fraud Offenses	7	0	0	7	9	0	0	9	19	0	0	19
Gambling Offenses	0	0	0	0	0	0	0	0	0	0	0	0
Homicide Offenses	0	0	0	0	4	0	0	4	2	0	0	2
Human Trafficking	0	0	0	0	0	0	0	0	0	0	0	0
Kidnapping/Abduction	15	0	0	15	6	0	0	6	7	0	0	7
Larceny/Theft Offenses	102	0	1	103	179	8	0	187	273	2	0	275
Motor Vehicle Theft	8	4	0	12	9	0	0	9	14	1	0	15
Pornography/Obscene Material	4	0	0	4	0	0	0	0	7	0	0	7
Prostitution Offenses	0	0	0	0	0	0	0	0	0	0	0	0
Robbery	1	0	0	1	3	0	0	3	5	0	0	5
Sex Offenses, Forcible	29	0	0	29	3	0	0	3	57	0	0	57
Sex Offenses, Nonforcible	0	0	0	0	0	0	0	0	1	0	0	1
Stolen Property Offenses (Receiving, etc.)	20	0	0	20	41	0	0	41	39	0	0	39
Weapon Law Violations	13	0	0	13	24	0	0	24	31	0	0	31
TOTAL GROUP-A ARRESTS	625	19	1	645	819	14	0	833	1,661	8	0	1,669

GROUP-B												
Curfew/Loitering/Vagrancy	0	0	0	0	0	0	0	0	0	0	0	0
Disorderly Conduct	29	4	0	33	26	0	0	26	23	0	0	23
Driving Under the Influence	63	2	0	65	75	0	0	75	309	1	0	310
Drunkenness	54	1	0	55	59	0	0	59	108	1	0	109
Family Offenses (Non-Violent)	15	0	0	15	24	0	0	24	72	0	0	72
Liquor Law Violations	0	0	0	0	10	0	0	10	12	0	0	12
Peeping Tom	0	0	0	0	0	0	0	0	0	0	0	0
Runaway	0	0	0	0	0	0	0	0	0	0	0	0
Trespass of Real Property	15	0	0	15	19	0	0	19	28	0	0	28
All Other Offenses	506	16	0	522	479	1	0	480	939	2	0	941
TOTAL GROUP-B ARRESTS	682	23	0	705	692	1	0	693	1,491	4	0	1,495

TOTAL ARRESTS	1,307	42	1	1,350	1,511	15	0	1,526	3,152	12	0	3,164
----------------------	--------------	-----------	----------	--------------	--------------	-----------	----------	--------------	--------------	-----------	----------	--------------

TOTAL ARRESTS BY COUNTY - ADULT AND JUVENILE

GROUP-A	CAMPBELL				CARLISLE				CARROLL			
	ADULT	JUV	UNK	TOTAL	ADULT	JUV	UNK	TOTAL	ADULT	JUV	UNK	TOTAL
Animal Cruelty	3	0	0	3	0	0	0	0	3	0	0	3
Arson	0	0	0	0	0	0	0	0	0	0	0	0
Assault Offenses	314	31	0	345	44	0	0	44	98	3	0	101
Bribery	1	0	0	1	0	0	0	0	0	0	0	0
Burglary/Breaking and Entering	35	15	0	50	2	0	0	2	7	0	0	7
Counterfeiting/Forgery	54	1	0	55	0	0	0	0	4	0	0	4
Destruction/Damage/Vandalism Of Property	69	16	0	85	3	0	0	3	15	1	1	17
Drug/Narcotic Offenses	2,298	54	3	2,355	53	0	0	53	751	10	0	761
Extortion/Blackmail	0	0	0	0	0	0	0	0	0	0	0	0
Fraud Offenses	42	2	0	44	0	0	0	0	16	0	0	16
Gambling Offenses	0	0	0	0	0	0	0	0	0	0	0	0
Homicide Offenses	5	0	0	5	2	0	0	2	1	0	0	1
Human Trafficking	0	0	0	0	0	0	0	0	0	0	0	0
Kidnapping/Abduction	5	0	0	5	0	0	0	0	3	0	0	3
Larceny/Theft Offenses	445	47	1	493	18	0	0	18	74	5	0	79
Motor Vehicle Theft	13	6	0	19	0	0	0	0	11	0	0	11
Pornography/Obscene Material	0	0	0	0	0	0	0	0	1	0	0	1
Prostitution Offenses	2	0	0	2	0	0	0	0	0	0	0	0
Robbery	18	3	0	21	0	0	0	0	0	0	0	0
Sex Offenses, Forcible	13	0	0	13	3	0	0	3	1	0	0	1
Sex Offenses, Nonforcible	1	0	0	1	0	0	0	0	0	0	0	0
Stolen Property Offenses (Receiving, etc.)	82	14	0	96	0	0	0	0	23	2	0	25
Weapon Law Violations	71	6	0	77	4	0	0	4	20	0	0	20
TOTAL GROUP-A ARRESTS	3,471	195	4	3,670	129	0	0	129	1,028	21	1	1,050

GROUP-B												
Curfew/Loitering/Vagrancy	7	4	0	11	0	0	0	0	0	0	0	0
Disorderly Conduct	204	18	0	222	1	0	0	1	34	1	1	36
Driving Under the Influence	458	2	0	460	22	0	0	22	121	1	0	122
Drunkenness	841	3	0	844	1	0	0	1	80	1	1	82
Family Offenses (Non-Violent)	36	0	0	36	2	0	0	2	33	0	0	33
Liquor Law Violations	34	5	0	39	2	0	0	2	0	3	0	3
Peeping Tom	0	0	0	0	0	0	0	0	0	0	0	0
Runaway	0	9	0	9	0	0	0	0	0	3	0	3
Trespass of Real Property	118	22	0	140	0	0	0	0	10	1	0	11
All Other Offenses	4,386	77	5	4,468	85	0	1	86	1,124	4	4	1,132
TOTAL GROUP-B ARRESTS	6,084	140	5	6,229	113	0	1	114	1,402	14	6	1,422

TOTAL ARRESTS	9,555	335	9	9,899	242	0	1	243	2,430	35	7	2,472
----------------------	--------------	------------	----------	--------------	------------	----------	----------	------------	--------------	-----------	----------	--------------

TOTAL ARRESTS BY COUNTY - ADULT AND JUVENILE

GROUP-A	CARTER				CASEY				CHRISTIAN			
	ADULT	JUV	UNK	TOTAL	ADULT	JUV	UNK	TOTAL	ADULT	JUV	UNK	TOTAL
Animal Cruelty	2	0	0	2	2	0	0	2	80	0	0	80
Arson	0	2	0	2	2	0	0	2	4	0	0	4
Assault Offenses	203	9	1	213	104	1	1	106	663	106	2	771
Bribery	1	0	0	1	0	0	0	0	11	0	0	11
Burglary/Breaking and Entering	23	10	0	33	25	2	0	27	102	23	0	125
Counterfeiting/Forgery	23	0	0	23	31	0	0	31	118	1	0	119
Destruction/Damage/Vandalism Of Property	26	5	0	31	27	5	0	32	96	19	0	115
Drug/Narcotic Offenses	429	2	0	431	271	2	0	273	1,277	44	0	1,321
Extortion/Blackmail	0	0	0	0	0	0	0	0	0	0	0	0
Fraud Offenses	11	0	0	11	3	0	0	3	140	2	0	142
Gambling Offenses	0	0	0	0	0	0	0	0	0	0	0	0
Homicide Offenses	0	0	0	0	0	0	0	0	5	0	0	5
Human Trafficking	0	0	0	0	0	0	0	0	0	0	0	0
Kidnapping/Abduction	0	0	0	0	2	0	0	2	40	1	0	41
Larceny/Theft Offenses	130	6	1	137	160	5	9	174	657	30	0	687
Motor Vehicle Theft	5	1	0	6	16	2	0	18	24	3	0	27
Pornography/Obscene Material	0	0	0	0	1	0	0	1	151	2	0	153
Prostitution Offenses	0	0	0	0	0	0	0	0	4	0	0	4
Robbery	2	0	0	2	0	0	0	0	36	5	0	41
Sex Offenses, Forcible	12	0	0	12	1	0	0	1	46	2	0	48
Sex Offenses, Nonforcible	2	0	0	2	0	0	0	0	3	0	0	3
Stolen Property Offenses (Receiving, etc.)	40	0	0	40	21	1	0	22	75	4	0	79
Weapon Law Violations	11	0	0	11	11	0	0	11	127	18	0	145
TOTAL GROUP-A ARRESTS	920	35	2	957	677	18	10	705	3,659	260	2	3,921

GROUP-B												
Curfew/Loitering/Vagrancy	0	0	0	0	0	0	0	0	0	0	0	0
Disorderly Conduct	13	2	0	15	28	0	0	28	82	111	1	194
Driving Under the Influence	176	1	0	177	81	1	0	82	308	0	0	308
Drunkenness	85	4	0	89	50	1	0	51	283	10	1	294
Family Offenses (Non-Violent)	61	0	0	61	13	0	0	13	150	0	0	150
Liquor Law Violations	5	0	0	5	0	1	0	1	10	0	0	10
Peeping Tom	0	0	0	0	0	0	0	0	1	0	0	1
Runaway	0	0	0	0	0	0	0	0	0	0	0	0
Trespass of Real Property	19	0	0	19	26	0	1	27	76	2	0	78
All Other Offenses	1,384	6	1	1,391	451	0	5	456	7,073	71	5	7,149
TOTAL GROUP-B ARRESTS	1,743	13	1	1,757	649	3	6	658	7,983	194	7	8,184

TOTAL ARRESTS	2,663	48	3	2,714	1,326	21	16	1,363	11,642	454	9	12,105
----------------------	--------------	-----------	----------	--------------	--------------	-----------	-----------	--------------	---------------	------------	----------	---------------

TOTAL ARRESTS BY COUNTY - ADULT AND JUVENILE

GROUP-A	CLARK				CLAY				CLINTON			
	ADULT	JUV	UNK	TOTAL	ADULT	JUV	UNK	TOTAL	ADULT	JUV	UNK	TOTAL
Animal Cruelty	1	0	1	2	2	0	0	2	3	0	0	3
Arson	5	0	0	5	5	0	0	5	0	0	0	0
Assault Offenses	278	24	1	303	253	50	2	305	119	6	1	126
Bribery	3	0	0	3	0	0	0	0	2	0	0	2
Burglary/Breaking and Entering	56	1	0	57	67	0	0	67	29	4	1	34
Counterfeiting/Forgery	64	0	0	64	22	0	0	22	26	0	0	26
Destruction/Damage/Vandalism Of Property	27	5	0	32	73	0	0	73	48	0	1	49
Drug/Narcotic Offenses	734	2	0	736	294	4	9	307	306	2	0	308
Extortion/Blackmail	0	0	0	0	0	0	0	0	0	0	0	0
Fraud Offenses	75	0	1	76	21	0	0	21	3	0	0	3
Gambling Offenses	1	0	0	1	0	0	0	0	0	0	0	0
Homicide Offenses	22	0	0	22	6	0	0	6	0	0	0	0
Human Trafficking	0	0	0	0	0	0	0	0	0	0	0	0
Kidnapping/Abduction	11	0	0	11	6	0	0	6	0	0	0	0
Larceny/Theft Offenses	476	4	9	489	221	1	0	222	94	5	7	106
Motor Vehicle Theft	9	0	0	9	22	0	0	22	6	0	0	6
Pornography/Obscene Material	36	0	0	36	127	1	0	128	0	0	0	0
Prostitution Offenses	3	0	0	3	0	0	0	0	0	0	0	0
Robbery	10	3	0	13	3	0	0	3	0	4	0	4
Sex Offenses, Forcible	3	0	0	3	10	0	0	10	4	0	0	4
Sex Offenses, Nonforcible	0	0	0	0	6	0	0	6	2	0	0	2
Stolen Property Offenses (Receiving, etc.)	89	4	0	93	56	0	0	56	24	0	0	24
Weapon Law Violations	41	2	0	43	33	0	0	33	15	0	0	15
TOTAL GROUP-A ARRESTS	1,944	45	12	2,001	1,227	56	11	1,294	681	21	10	712

GROUP-B												
Curfew/Loitering/Vagrancy	0	0	0	0	0	0	0	0	0	0	0	0
Disorderly Conduct	50	1	1	52	50	6	2	58	24	0	0	24
Driving Under the Influence	190	0	0	190	215	1	1	217	46	1	0	47
Drunkenness	488	1	2	491	262	2	4	268	30	0	0	30
Family Offenses (Non-Violent)	45	0	0	45	60	0	1	61	13	0	0	13
Liquor Law Violations	3	0	0	3	1	0	0	1	2	4	0	6
Peeping Tom	1	0	0	1	0	0	0	0	0	0	0	0
Runaway	0	0	0	0	0	0	0	0	0	2	0	2
Trespass of Real Property	86	0	0	86	52	0	1	53	46	2	1	49
All Other Offenses	1,340	19	5	1,364	1,226	11	5	1,242	613	4	5	622
TOTAL GROUP-B ARRESTS	2,203	21	8	2,232	1,866	20	14	1,900	774	13	6	793

TOTAL ARRESTS	4,147	66	20	4,233	3,093	76	25	3,194	1,455	34	16	1,505
----------------------	--------------	-----------	-----------	--------------	--------------	-----------	-----------	--------------	--------------	-----------	-----------	--------------

TOTAL ARRESTS BY COUNTY - ADULT AND JUVENILE

GROUP-A	CRITTENDEN				CUMBERLAND				DAVIESS			
	ADULT	JUV	UNK	TOTAL	ADULT	JUV	UNK	TOTAL	ADULT	JUV	UNK	TOTAL
Animal Cruelty	3	0	0	3	0	0	0	0	9	0	2	11
Arson	0	0	0	0	1	0	0	1	19	1	0	20
Assault Offenses	53	1	0	54	81	1	0	82	727	235	1	963
Bribery	0	0	0	0	0	0	0	0	0	0	0	0
Burglary/Breaking and Entering	19	2	0	21	6	0	0	6	177	51	0	228
Counterfeiting/Forgery	22	0	0	22	4	0	0	4	146	0	0	146
Destruction/Damage/Vandalism Of Property	15	0	0	15	2	0	0	2	152	70	0	222
Drug/Narcotic Offenses	150	0	0	150	205	2	0	207	3,076	127	2	3,205
Extortion/Blackmail	0	0	0	0	0	0	0	0	0	0	0	0
Fraud Offenses	4	0	0	4	14	0	0	14	146	3	2	151
Gambling Offenses	0	0	0	0	0	0	0	0	0	0	0	0
Homicide Offenses	0	0	0	0	0	0	0	0	15	1	0	16
Human Trafficking	0	0	0	0	0	0	0	0	0	0	0	0
Kidnapping/Abduction	0	0	0	0	0	0	0	0	13	0	0	13
Larceny/Theft Offenses	97	0	3	100	62	0	0	62	1,265	150	6	1,421
Motor Vehicle Theft	4	0	0	4	1	0	0	1	77	27	0	104
Pornography/Obscene Material	0	0	0	0	0	0	0	0	10	0	0	10
Prostitution Offenses	0	0	0	0	1	0	0	1	4	0	0	4
Robbery	2	0	0	2	0	0	0	0	26	5	0	31
Sex Offenses, Forcible	1	0	0	1	7	0	0	7	66	21	0	87
Sex Offenses, Nonforcible	0	0	0	0	0	0	0	0	1	0	0	1
Stolen Property Offenses (Receiving, etc.)	6	0	0	6	9	0	0	9	183	49	1	233
Weapon Law Violations	8	0	0	8	9	0	0	9	128	11	0	139
TOTAL GROUP-A ARRESTS	384	3	3	390	402	3	0	405	6,240	751	14	7,005

GROUP-B												
Curfew/Loitering/Vagrancy	0	0	0	0	0	0	0	0	0	0	0	0
Disorderly Conduct	4	0	0	4	10	0	0	10	185	137	2	324
Driving Under the Influence	32	0	0	32	83	2	0	85	506	1	0	507
Drunkenness	16	0	0	16	27	1	0	28	391	10	1	402
Family Offenses (Non-Violent)	21	0	0	21	6	0	0	6	118	0	0	118
Liquor Law Violations	7	0	0	7	5	1	0	6	51	14	1	66
Peeping Tom	0	0	0	0	0	0	0	0	0	0	0	0
Runaway	0	0	0	0	0	0	0	0	2	53	0	55
Trespass of Real Property	5	1	0	6	12	1	0	13	223	32	0	255
All Other Offenses	363	1	0	364	187	2	0	189	5,772	260	10	6,042
TOTAL GROUP-B ARRESTS	448	2	0	450	330	7	0	337	7,248	507	14	7,769

TOTAL ARRESTS	832	5	3	840	732	10	0	742	13,488	1,258	28	14,774
----------------------	------------	----------	----------	------------	------------	-----------	----------	------------	---------------	--------------	-----------	---------------

TOTAL ARRESTS BY COUNTY - ADULT AND JUVENILE

GROUP-A	EDMONSON				ELLIOTT				ESTILL			
	ADULT	JUV	UNK	TOTAL	ADULT	JUV	UNK	TOTAL	ADULT	JUV	UNK	TOTAL
Animal Cruelty	3	0	0	3	0	0	0	0	0	0	0	0
Arson	3	0	0	3	0	0	0	0	0	0	0	0
Assault Offenses	95	3	0	98	32	1	0	33	183	22	0	205
Bribery	2	0	0	2	0	0	0	0	0	0	0	0
Burglary/Breaking and Entering	20	0	0	20	6	0	0	6	13	0	0	13
Counterfeiting/Forgery	6	0	0	6	0	0	0	0	3	0	0	3
Destruction/Damage/Vandalism Of Property	13	1	0	14	6	0	0	6	18	9	0	27
Drug/Narcotic Offenses	288	5	0	293	83	0	0	83	469	5	0	474
Extortion/Blackmail	0	0	0	0	0	0	0	0	0	0	0	0
Fraud Offenses	5	0	0	5	1	0	0	1	8	1	0	9
Gambling Offenses	0	0	0	0	0	0	0	0	0	0	0	0
Homicide Offenses	0	0	0	0	0	0	0	0	4	0	0	4
Human Trafficking	0	0	0	0	0	0	0	0	0	0	0	0
Kidnapping/Abduction	1	0	0	1	2	0	0	2	6	0	0	6
Larceny/Theft Offenses	85	0	0	85	34	0	0	34	57	3	0	60
Motor Vehicle Theft	0	0	0	0	4	0	0	4	6	0	0	6
Pornography/Obscene Material	0	1	0	1	0	0	0	0	0	0	0	0
Prostitution Offenses	0	0	0	0	0	0	0	0	0	0	0	0
Robbery	2	0	0	2	1	0	0	1	4	0	0	4
Sex Offenses, Forcible	16	0	0	16	0	0	0	0	0	0	0	0
Sex Offenses, Nonforcible	0	0	0	0	0	0	0	0	0	0	0	0
Stolen Property Offenses (Receiving, etc.)	4	0	0	4	4	0	0	4	9	1	1	11
Weapon Law Violations	21	0	0	21	8	0	0	8	31	0	0	31
TOTAL GROUP-A ARRESTS	564	10	0	574	181	1	0	182	811	41	1	853

GROUP-B												
Curfew/Loitering/Vagrancy	0	0	0	0	0	0	0	0	1	0	0	1
Disorderly Conduct	15	1	0	16	0	0	0	0	71	4	0	75
Driving Under the Influence	38	0	0	38	25	0	0	25	83	0	0	83
Drunkenness	32	1	0	33	10	0	0	10	129	8	0	137
Family Offenses (Non-Violent)	16	0	0	16	6	0	0	6	8	0	0	8
Liquor Law Violations	3	1	0	4	0	0	0	0	3	1	0	4
Peeping Tom	0	0	0	0	0	0	0	0	0	0	0	0
Runaway	0	0	0	0	0	0	0	0	0	0	0	0
Trespass of Real Property	1	0	0	1	4	0	0	4	18	6	0	24
All Other Offenses	343	1	1	345	147	0	0	147	915	31	2	948
TOTAL GROUP-B ARRESTS	448	4	1	453	192	0	0	192	1,228	50	2	1,280

TOTAL ARRESTS	1,012	14	1	1,027	373	1	0	374	2,039	91	3	2,133
----------------------	--------------	-----------	----------	--------------	------------	----------	----------	------------	--------------	-----------	----------	--------------

TOTAL ARRESTS BY COUNTY - ADULT AND JUVENILE

GROUP-A	FAYETTE				FLEMING				FLOYD			
	ADULT	JUV	UNK	TOTAL	ADULT	JUV	UNK	TOTAL	ADULT	JUV	UNK	TOTAL
Animal Cruelty	3	0	0	3	2	0	0	2	4	0	0	4
Arson	6	0	0	6	0	0	0	0	2	0	0	2
Assault Offenses	1,705	67	8	1,780	123	8	0	131	382	3	0	385
Bribery	4	0	0	4	1	0	0	1	1	0	0	1
Burglary/Breaking and Entering	440	39	0	479	19	0	0	19	30	0	0	30
Counterfeiting/Forgery	656	1	0	657	4	0	0	4	8	0	0	8
Destruction/Damage/Vandalism Of Property	262	14	3	279	20	0	0	20	62	1	0	63
Drug/Narcotic Offenses	5,086	73	11	5,170	311	11	0	322	958	4	2	964
Extortion/Blackmail	1	0	0	1	0	0	0	0	0	0	0	0
Fraud Offenses	445	2	0	447	8	0	0	8	32	0	0	32
Gambling Offenses	1	0	0	1	0	0	0	0	0	0	0	0
Homicide Offenses	54	5	0	59	1	0	0	1	0	0	0	0
Human Trafficking	0	0	0	0	0	0	0	0	0	0	0	0
Kidnapping/Abduction	52	2	0	54	3	0	0	3	6	0	0	6
Larceny/Theft Offenses	2,766	81	8	2,855	47	2	0	49	136	0	0	136
Motor Vehicle Theft	129	14	0	143	7	0	0	7	16	0	0	16
Pornography/Obscene Material	52	0	0	52	0	0	0	0	2	0	0	2
Prostitution Offenses	124	0	0	124	0	0	0	0	1	0	0	1
Robbery	254	43	1	298	1	0	0	1	4	0	0	4
Sex Offenses, Forcible	106	1	1	108	0	0	0	0	9	3	0	12
Sex Offenses, Nonforcible	17	0	0	17	0	0	0	0	8	0	0	8
Stolen Property Offenses (Receiving, etc.)	800	84	4	888	10	0	0	10	37	0	0	37
Weapon Law Violations	440	41	3	484	10	0	0	10	32	0	0	32
TOTAL GROUP-A ARRESTS	13,403	467	39	13,909	567	21	0	588	1,730	11	2	1,743

GROUP-B												
Curfew/Loitering/Vagrancy	29	0	0	29	0	0	0	0	2	0	0	2
Disorderly Conduct	322	24	2	348	16	1	0	17	77	1	0	78
Driving Under the Influence	1,290	4	2	1,296	136	1	0	137	275	0	0	275
Drunkenness	2,317	10	7	2,334	72	1	0	73	313	1	0	314
Family Offenses (Non-Violent)	470	0	2	472	12	0	0	12	109	0	0	109
Liquor Law Violations	610	12	3	625	7	1	0	8	10	0	0	10
Peeping Tom	1	0	0	1	0	0	0	0	0	0	0	0
Runaway	6	41	0	47	0	0	0	0	0	2	0	2
Trespass of Real Property	1,046	12	3	1,061	8	0	0	8	90	0	0	90
All Other Offenses	9,789	146	23	9,958	487	9	0	496	1,990	4	10	2,004
TOTAL GROUP-B ARRESTS	15,880	249	42	16,171	738	13	0	751	2,866	8	10	2,884

TOTAL ARRESTS	29,283	716	81	30,080	1,305	34	0	1,339	4,596	19	12	4,627
----------------------	---------------	------------	-----------	---------------	--------------	-----------	----------	--------------	--------------	-----------	-----------	--------------

TOTAL ARRESTS BY COUNTY - ADULT AND JUVENILE

GROUP-A	FRANKLIN				FULTON				GALLATIN			
	ADULT	JUV	UNK	TOTAL	ADULT	JUV	UNK	TOTAL	ADULT	JUV	UNK	TOTAL
Animal Cruelty	6	0	0	6	0	0	0	0	0	0	0	0
Arson	4	0	0	4	0	0	0	0	0	0	0	0
Assault Offenses	510	50	2	562	107	7	0	114	75	0	3	78
Bribery	0	0	0	0	0	0	0	0	0	0	0	0
Burglary/Breaking and Entering	82	2	0	84	13	0	0	13	8	0	0	8
Counterfeiting/Forgery	151	0	0	151	9	0	0	9	0	0	0	0
Destruction/Damage/Vandalism Of Property	82	5	0	87	8	0	0	8	10	3	0	13
Drug/Narcotic Offenses	1,428	19	2	1,449	371	5	0	376	252	12	1	265
Extortion/Blackmail	0	0	0	0	0	0	0	0	0	0	0	0
Fraud Offenses	127	0	0	127	15	0	0	15	9	0	0	9
Gambling Offenses	1	0	0	1	0	0	0	0	0	0	0	0
Homicide Offenses	10	1	0	11	0	0	0	0	1	0	0	1
Human Trafficking	0	0	0	0	0	0	0	0	0	0	0	0
Kidnapping/Abduction	13	0	0	13	0	0	0	0	0	0	0	0
Larceny/Theft Offenses	329	23	1	353	228	5	0	233	21	1	0	22
Motor Vehicle Theft	19	3	0	22	3	0	0	3	3	0	0	3
Pornography/Obscene Material	46	0	0	46	0	0	0	0	0	0	0	0
Prostitution Offenses	2	0	0	2	0	0	0	0	0	0	0	0
Robbery	30	2	0	32	3	0	0	3	0	0	0	0
Sex Offenses, Forcible	3	0	0	3	9	0	0	9	0	0	0	0
Sex Offenses, Nonforcible	5	0	0	5	25	0	0	25	0	0	0	0
Stolen Property Offenses (Receiving, etc.)	115	9	1	125	12	0	0	12	4	1	0	5
Weapon Law Violations	80	0	0	80	21	0	0	21	8	0	0	8
TOTAL GROUP-A ARRESTS	3,043	114	6	3,163	824	17	0	841	391	17	4	412

GROUP-B												
Curfew/Loitering/Vagrancy	4	0	0	4	0	0	0	0	0	0	0	0
Disorderly Conduct	138	19	1	158	20	7	0	27	16	0	0	16
Driving Under the Influence	374	3	0	377	173	1	0	174	56	0	0	56
Drunkenness	305	6	0	311	51	2	0	53	33	2	0	35
Family Offenses (Non-Violent)	60	0	0	60	9	0	0	9	8	0	0	8
Liquor Law Violations	18	0	0	18	10	0	0	10	1	0	0	1
Peeping Tom	0	0	0	0	0	0	0	0	0	0	0	0
Runaway	1	2	0	3	0	0	0	0	0	0	0	0
Trespass of Real Property	52	3	0	55	17	0	0	17	11	0	0	11
All Other Offenses	3,357	46	8	3,411	482	2	0	484	304	2	1	307
TOTAL GROUP-B ARRESTS	4,309	79	9	4,397	762	12	0	774	429	4	1	434

TOTAL ARRESTS	7,352	193	15	7,560	1,586	29	0	1,615	820	21	5	846
----------------------	--------------	------------	-----------	--------------	--------------	-----------	----------	--------------	------------	-----------	----------	------------

TOTAL ARRESTS BY COUNTY - ADULT AND JUVENILE

GROUP-A	GARRARD				GRANT				GRAVES			
	ADULT	JUV	UNK	TOTAL	ADULT	JUV	UNK	TOTAL	ADULT	JUV	UNK	TOTAL
Animal Cruelty	1	0	0	1	0	0	0	0	29	0	0	29
Arson	3	0	0	3	1	0	0	1	0	0	0	0
Assault Offenses	143	0	0	143	148	18	0	166	549	24	2	575
Bribery	0	0	0	0	1	0	0	1	3	0	0	3
Burglary/Breaking and Entering	20	4	1	25	4	1	0	5	102	1	0	103
Counterfeiting/Forgery	26	0	0	26	18	0	0	18	56	0	0	56
Destruction/Damage/Vandalism Of Property	18	2	0	20	36	8	1	45	93	9	1	103
Drug/Narcotic Offenses	518	5	0	523	496	6	3	505	1,551	24	2	1,577
Extortion/Blackmail	0	0	0	0	0	0	0	0	0	0	0	0
Fraud Offenses	12	0	0	12	15	0	0	15	69	0	0	69
Gambling Offenses	0	0	0	0	0	0	0	0	0	0	0	0
Homicide Offenses	3	0	0	3	0	0	0	0	23	0	0	23
Human Trafficking	0	0	0	0	0	0	0	0	0	0	0	0
Kidnapping/Abduction	3	0	0	3	3	0	0	3	22	1	0	23
Larceny/Theft Offenses	101	1	1	103	102	6	0	108	407	18	1	426
Motor Vehicle Theft	6	1	0	7	5	1	0	6	27	1	0	28
Pornography/Obscene Material	60	0	0	60	1	17	0	18	8	2	0	10
Prostitution Offenses	0	0	0	0	0	0	0	0	0	0	0	0
Robbery	2	0	0	2	0	0	0	0	21	0	0	21
Sex Offenses, Forcible	8	0	0	8	12	2	0	14	77	3	1	81
Sex Offenses, Nonforcible	7	0	0	7	1	0	0	1	13	0	0	13
Stolen Property Offenses (Receiving, etc.)	34	0	0	34	28	3	0	31	76	3	0	79
Weapon Law Violations	14	0	0	14	16	1	0	17	92	2	0	94
TOTAL GROUP-A ARRESTS	979	13	2	994	887	63	4	954	3,218	88	7	3,313

GROUP-B												
Curfew/Loitering/Vagrancy	1	0	0	1	0	0	0	0	0	1	0	1
Disorderly Conduct	30	2	0	32	17	6	0	23	123	9	0	132
Driving Under the Influence	101	0	0	101	104	0	0	104	304	3	1	308
Drunkenness	76	1	0	77	83	1	2	86	201	3	0	204
Family Offenses (Non-Violent)	11	0	0	11	96	0	0	96	89	1	0	90
Liquor Law Violations	2	0	0	2	3	2	0	5	10	0	0	10
Peeping Tom	0	0	0	0	0	0	0	0	0	0	0	0
Runaway	0	0	0	0	0	4	0	4	0	0	0	0
Trespass of Real Property	28	0	0	28	18	4	0	22	79	1	1	81
All Other Offenses	666	2	0	668	1,082	36	1	1,119	1,722	14	5	1,741
TOTAL GROUP-B ARRESTS	915	5	0	920	1,403	53	3	1,459	2,528	32	7	2,567

TOTAL ARRESTS	1,894	18	2	1,914	2,290	116	7	2,413	5,746	120	14	5,880
----------------------	--------------	-----------	----------	--------------	--------------	------------	----------	--------------	--------------	------------	-----------	--------------

TOTAL ARRESTS BY COUNTY - ADULT AND JUVENILE

GROUP-A	GRAYSON				GREEN				GREENUP			
	ADULT	JUV	UNK	TOTAL	ADULT	JUV	UNK	TOTAL	ADULT	JUV	UNK	TOTAL
Animal Cruelty	3	0	0	3	1	0	0	1	0	0	0	0
Arson	1	0	0	1	1	0	0	1	1	0	0	1
Assault Offenses	225	6	0	231	105	11	0	116	59	0	0	59
Bribery	0	0	0	0	2	0	0	2	1	0	0	1
Burglary/Breaking and Entering	19	9	0	28	11	3	0	14	6	0	0	6
Counterfeiting/Forgery	16	0	0	16	8	2	0	10	17	0	0	17
Destruction/Damage/Vandalism Of Property	38	0	0	38	25	4	3	32	6	0	0	6
Drug/Narcotic Offenses	489	6	4	499	169	8	0	177	117	1	1	119
Extortion/Blackmail	0	0	0	0	0	0	0	0	0	0	0	0
Fraud Offenses	7	0	0	7	6	0	0	6	6	0	0	6
Gambling Offenses	0	0	0	0	0	0	0	0	0	0	0	0
Homicide Offenses	2	0	0	2	0	0	0	0	1	0	0	1
Human Trafficking	0	0	0	0	0	0	0	0	0	0	0	0
Kidnapping/Abduction	5	1	0	6	0	0	0	0	6	0	0	6
Larceny/Theft Offenses	200	0	1	201	27	0	0	27	40	0	0	40
Motor Vehicle Theft	13	0	0	13	4	1	0	5	1	0	0	1
Pornography/Obscene Material	4	1	0	5	21	8	0	29	62	0	0	62
Prostitution Offenses	0	0	0	0	0	0	0	0	0	0	0	0
Robbery	0	0	0	0	0	0	0	0	1	0	0	1
Sex Offenses, Forcible	5	0	0	5	13	5	0	18	12	0	0	12
Sex Offenses, Nonforcible	0	0	0	0	1	0	0	1	1	0	0	1
Stolen Property Offenses (Receiving, etc.)	15	0	0	15	9	3	0	12	9	0	0	9
Weapon Law Violations	25	0	0	25	13	0	0	13	8	0	0	8
TOTAL GROUP-A ARRESTS	1,067	23	5	1,095	416	45	3	464	354	1	1	356

GROUP-B												
Curfew/Loitering/Vagrancy	0	0	0	0	0	0	0	0	0	0	0	0
Disorderly Conduct	34	2	0	36	9	0	0	9	5	0	0	5
Driving Under the Influence	165	0	1	166	43	2	0	45	107	0	0	107
Drunkenness	116	0	0	116	14	3	0	17	47	0	0	47
Family Offenses (Non-Violent)	45	0	0	45	7	0	0	7	15	0	0	15
Liquor Law Violations	8	5	0	13	4	2	0	6	3	0	0	3
Peeping Tom	1	0	0	1	0	0	0	0	1	0	0	1
Runaway	0	0	0	0	0	0	0	0	0	0	0	0
Trespass of Real Property	36	0	0	36	9	3	1	13	5	0	0	5
All Other Offenses	801	2	1	804	323	14	2	339	489	0	3	492
TOTAL GROUP-B ARRESTS	1,206	9	2	1,217	409	24	3	436	672	0	3	675

TOTAL ARRESTS	2,273	32	7	2,312	825	69	6	900	1,026	1	4	1,031
----------------------	--------------	-----------	----------	--------------	------------	-----------	----------	------------	--------------	----------	----------	--------------

TOTAL ARRESTS BY COUNTY - ADULT AND JUVENILE

GROUP-A	HANCOCK				HARDIN				HARLAN			
	ADULT	JUV	UNK	TOTAL	ADULT	JUV	UNK	TOTAL	ADULT	JUV	UNK	TOTAL
Animal Cruelty	0	0	0	0	4	0	2	6	6	0	0	6
Arson	0	0	0	0	13	0	0	13	1	0	0	1
Assault Offenses	11	1	0	12	1,064	73	2	1,139	360	25	0	385
Bribery	0	0	0	0	0	0	0	0	2	0	0	2
Burglary/Breaking and Entering	5	0	0	5	118	21	0	139	56	6	1	63
Counterfeiting/Forgery	19	0	0	19	108	0	0	108	41	0	0	41
Destruction/Damage/Vandalism Of Property	4	1	0	5	124	29	0	153	55	5	0	60
Drug/Narcotic Offenses	36	0	0	36	2,924	72	2	2,998	1,091	10	0	1,101
Extortion/Blackmail	0	0	0	0	2	0	0	2	0	0	0	0
Fraud Offenses	1	0	0	1	82	4	0	86	27	0	0	27
Gambling Offenses	0	0	0	0	0	0	0	0	0	0	0	0
Homicide Offenses	0	0	0	0	18	1	0	19	17	0	0	17
Human Trafficking	0	0	0	0	0	0	0	0	0	0	0	0
Kidnapping/Abduction	0	0	0	0	19	0	0	19	5	0	0	5
Larceny/Theft Offenses	18	0	0	18	950	49	4	1,003	195	3	1	199
Motor Vehicle Theft	2	0	0	2	38	5	0	43	18	1	0	19
Pornography/Obscene Material	0	0	0	0	5	7	0	12	16	0	0	16
Prostitution Offenses	0	0	0	0	1	0	0	1	0	0	0	0
Robbery	0	0	0	0	28	2	0	30	6	0	0	6
Sex Offenses, Forcible	4	0	0	4	27	17	0	44	7	1	0	8
Sex Offenses, Nonforcible	0	0	0	0	9	0	0	9	2	0	0	2
Stolen Property Offenses (Receiving, etc.)	3	1	0	4	159	6	1	166	47	0	0	47
Weapon Law Violations	12	0	0	12	211	7	0	218	60	2	0	62
TOTAL GROUP-A ARRESTS	115	3	0	118	5,904	293	11	6,208	2,012	53	2	2,067

GROUP-B												
Curfew/Loitering/Vagrancy	0	0	0	0	1	0	0	1	0	0	0	0
Disorderly Conduct	3	0	0	3	178	41	1	220	75	17	0	92
Driving Under the Influence	5	0	0	5	680	1	0	681	340	3	1	344
Drunkenness	2	0	0	2	433	7	3	443	167	2	0	169
Family Offenses (Non-Violent)	11	0	0	11	158	0	1	159	39	0	1	40
Liquor Law Violations	0	0	0	0	12	3	0	15	9	2	1	12
Peeping Tom	0	0	0	0	2	0	0	2	0	0	0	0
Runaway	0	0	0	0	1	3	0	4	0	0	0	0
Trespass of Real Property	3	0	0	3	103	7	0	110	37	1	1	39
All Other Offenses	80	1	0	81	4,537	93	10	4,640	2,042	13	2	2,057
TOTAL GROUP-B ARRESTS	104	1	0	105	6,105	155	15	6,275	2,709	38	6	2,753

TOTAL ARRESTS	219	4	0	223	12,009	448	26	12,483	4,721	91	8	4,820
----------------------	------------	----------	----------	------------	---------------	------------	-----------	---------------	--------------	-----------	----------	--------------

TOTAL ARRESTS BY COUNTY - ADULT AND JUVENILE

GROUP-A	HARRISON				HART				HENDERSON			
	ADULT	JUV	UNK	TOTAL	ADULT	JUV	UNK	TOTAL	ADULT	JUV	UNK	TOTAL
Animal Cruelty	8	0	0	8	3	0	0	3	3	0	0	3
Arson	0	0	0	0	2	0	0	2	0	0	0	0
Assault Offenses	133	2	0	135	217	0	0	217	453	103	0	556
Bribery	3	0	0	3	6	0	0	6	0	0	0	0
Burglary/Breaking and Entering	11	0	0	11	33	0	0	33	65	7	0	72
Counterfeiting/Forgery	29	0	0	29	2	0	0	2	80	0	0	80
Destruction/Damage/Vandalism Of Property	21	0	0	21	31	0	0	31	70	24	0	94
Drug/Narcotic Offenses	199	6	0	205	367	3	0	370	920	49	1	970
Extortion/Blackmail	0	0	0	0	1	0	0	1	0	0	0	0
Fraud Offenses	28	0	0	28	20	0	0	20	37	1	0	38
Gambling Offenses	0	0	0	0	0	0	0	0	0	0	0	0
Homicide Offenses	8	0	0	8	11	0	0	11	3	1	0	4
Human Trafficking	0	0	0	0	0	0	0	0	0	0	0	0
Kidnapping/Abduction	1	0	0	1	14	0	0	14	9	0	0	9
Larceny/Theft Offenses	206	1	6	213	196	1	1	198	670	29	0	699
Motor Vehicle Theft	2	1	0	3	6	0	0	6	23	4	0	27
Pornography/Obscene Material	2	0	0	2	0	0	0	0	9	39	0	48
Prostitution Offenses	0	0	0	0	0	0	0	0	0	0	0	0
Robbery	2	0	0	2	6	0	0	6	18	5	0	23
Sex Offenses, Forcible	3	0	0	3	6	0	0	6	15	10	0	25
Sex Offenses, Nonforcible	0	0	0	0	3	0	0	3	5	0	0	5
Stolen Property Offenses (Receiving, etc.)	43	0	0	43	27	0	0	27	55	13	0	68
Weapon Law Violations	14	1	0	15	18	1	0	19	55	3	0	58
TOTAL GROUP-A ARRESTS	713	11	6	730	969	5	1	975	2,490	288	1	2,779

GROUP-B												
Curfew/Loitering/Vagrancy	0	0	0	0	0	0	0	0	0	0	0	0
Disorderly Conduct	26	0	0	26	30	0	0	30	93	31	0	124
Driving Under the Influence	64	2	0	66	90	0	0	90	309	2	0	311
Drunkenness	72	0	0	72	52	0	0	52	257	3	0	260
Family Offenses (Non-Violent)	36	0	0	36	44	0	0	44	76	0	0	76
Liquor Law Violations	3	0	0	3	3	0	0	3	6	1	0	7
Peeping Tom	0	0	0	0	0	0	0	0	0	0	0	0
Runaway	0	0	0	0	0	0	0	0	0	0	0	0
Trespass of Real Property	18	0	0	18	22	0	0	22	40	6	0	46
All Other Offenses	664	0	0	664	618	4	2	624	3,483	87	4	3,574
TOTAL GROUP-B ARRESTS	883	2	0	885	859	4	2	865	4,264	130	4	4,398

TOTAL ARRESTS	1,596	13	6	1,615	1,828	9	3	1,840	6,754	418	5	7,177
----------------------	--------------	-----------	----------	--------------	--------------	----------	----------	--------------	--------------	------------	----------	--------------

TOTAL ARRESTS BY COUNTY - ADULT AND JUVENILE

GROUP-A	HENRY				HICKMAN				HOPKINS			
	ADULT	JUV	UNK	TOTAL	ADULT	JUV	UNK	TOTAL	ADULT	JUV	UNK	TOTAL
Animal Cruelty	0	0	0	0	1	0	0	1	4	0	0	4
Arson	2	1	0	3	0	0	0	0	4	0	0	4
Assault Offenses	135	18	0	153	42	3	0	45	446	58	0	504
Bribery	1	0	0	1	0	0	0	0	1	0	0	1
Burglary/Breaking and Entering	10	2	0	12	14	3	0	17	42	2	0	44
Counterfeiting/Forgery	11	0	0	11	2	0	0	2	126	0	0	126
Destruction/Damage/Vandalism Of Property	31	9	0	40	9	1	0	10	54	5	0	59
Drug/Narcotic Offenses	635	12	0	647	117	8	0	125	1,657	42	3	1,702
Extortion/Blackmail	0	0	0	0	0	0	0	0	0	0	0	0
Fraud Offenses	15	0	0	15	3	0	0	3	277	0	0	277
Gambling Offenses	0	0	0	0	0	0	0	0	0	0	0	0
Homicide Offenses	6	0	0	6	0	0	0	0	2	0	0	2
Human Trafficking	0	0	0	0	0	0	0	0	0	0	0	0
Kidnapping/Abduction	9	0	0	9	1	0	0	1	21	0	0	21
Larceny/Theft Offenses	92	8	0	100	16	1	0	17	637	22	1	660
Motor Vehicle Theft	7	1	0	8	2	0	0	2	21	5	0	26
Pornography/Obscene Material	1	1	0	2	1	0	0	1	0	1	0	1
Prostitution Offenses	0	0	0	0	0	0	0	0	3	0	0	3
Robbery	1	2	0	3	0	0	0	0	10	3	0	13
Sex Offenses, Forcible	13	2	0	15	0	0	0	0	27	10	0	37
Sex Offenses, Nonforcible	0	0	0	0	0	0	0	0	10	2	0	12
Stolen Property Offenses (Receiving, etc.)	10	0	0	10	2	2	0	4	74	8	0	82
Weapon Law Violations	18	5	0	23	3	1	0	4	81	3	0	84
TOTAL GROUP-A ARRESTS	997	61	0	1,058	213	19	0	232	3,497	161	4	3,662

GROUP-B												
Curfew/Loitering/Vagrancy	0	0	0	0	0	0	0	0	0	0	0	0
Disorderly Conduct	21	8	1	30	3	0	0	3	119	9	0	128
Driving Under the Influence	149	1	0	150	32	0	0	32	363	4	1	368
Drunkenness	42	4	0	46	10	0	0	10	351	5	0	356
Family Offenses (Non-Violent)	55	0	0	55	2	0	0	2	88	0	0	88
Liquor Law Violations	1	2	0	3	20	1	0	21	8	1	0	9
Peeping Tom	0	0	0	0	0	0	0	0	0	0	0	0
Runaway	1	0	0	1	0	0	0	0	0	0	0	0
Trespass of Real Property	20	4	0	24	5	0	0	5	90	7	0	97
All Other Offenses	620	7	1	628	133	3	0	136	2,284	26	1	2,311
TOTAL GROUP-B ARRESTS	909	26	2	937	205	4	0	209	3,303	52	2	3,357

TOTAL ARRESTS	1,906	87	2	1,995	418	23	0	441	6,800	213	6	7,019
----------------------	--------------	-----------	----------	--------------	------------	-----------	----------	------------	--------------	------------	----------	--------------

TOTAL ARRESTS BY COUNTY - ADULT AND JUVENILE

GROUP-A	JACKSON				JEFFERSON				JESSAMINE			
	ADULT	JUV	UNK	TOTAL	ADULT	JUV	UNK	TOTAL	ADULT	JUV	UNK	TOTAL
Animal Cruelty	0	0	0	0	18	0	0	18	1	0	0	1
Arson	0	0	0	0	13	0	0	13	3	0	0	3
Assault Offenses	70	0	0	70	5,822	519	13	6,354	308	28	0	336
Bribery	0	0	0	0	28	0	0	28	0	0	0	0
Burglary/Breaking and Entering	16	0	0	16	1,056	166	5	1,227	67	1	0	68
Counterfeiting/Forgery	3	0	0	3	1,126	14	1	1,141	48	0	0	48
Destruction/Damage/Vandalism Of Property	12	0	0	12	1,083	135	3	1,221	38	5	0	43
Drug/Narcotic Offenses	170	0	0	170	17,785	360	18	18,163	694	16	0	710
Extortion/Blackmail	0	0	0	0	3	0	0	3	0	0	0	0
Fraud Offenses	9	0	0	9	1,636	16	6	1,658	53	0	0	53
Gambling Offenses	0	0	0	0	7	0	0	7	0	0	0	0
Homicide Offenses	1	0	0	1	119	10	0	129	3	0	0	3
Human Trafficking	0	0	0	0	1	0	0	1	0	0	0	0
Kidnapping/Abduction	5	0	0	5	147	3	1	151	5	0	0	5
Larceny/Theft Offenses	22	0	0	22	5,498	399	9	5,906	373	23	1	397
Motor Vehicle Theft	4	0	0	4	329	90	0	419	24	0	0	24
Pornography/Obscene Material	0	0	0	0	193	0	0	193	24	0	0	24
Prostitution Offenses	0	0	0	0	80	0	0	80	0	0	0	0
Robbery	1	0	0	1	635	152	0	787	34	1	0	35
Sex Offenses, Forcible	0	0	0	0	319	5	0	324	6	2	0	8
Sex Offenses, Nonforcible	0	0	0	0	20	0	0	20	0	0	0	0
Stolen Property Offenses (Receiving, etc.)	4	0	0	4	1,929	267	3	2,199	145	3	0	148
Weapon Law Violations	9	0	0	9	1,921	153	6	2,080	19	4	0	23
TOTAL GROUP-A ARRESTS	326	0	0	326	39,768	2,289	65	42,122	1,845	83	1	1,929

GROUP-B												
Curfew/Loitering/Vagrancy	1	0	0	1	171	2	1	174	0	0	0	0
Disorderly Conduct	23	0	0	23	1,121	113	8	1,242	30	29	1	60
Driving Under the Influence	77	0	0	77	1,767	2	0	1,769	304	3	0	307
Drunkenness	62	0	0	62	1,515	6	5	1,526	256	6	1	263
Family Offenses (Non-Violent)	15	0	0	15	1,351	2	2	1,355	94	0	0	94
Liquor Law Violations	2	0	0	2	77	3	1	81	2	3	0	5
Peeping Tom	0	0	0	0	7	2	0	9	0	0	0	0
Runaway	0	0	0	0	2	2	0	4	0	3	0	3
Trespass of Real Property	8	0	0	8	2,343	156	8	2,507	28	0	0	28
All Other Offenses	321	1	0	322	28,751	621	94	29,466	1,977	20	3	2,000
TOTAL GROUP-B ARRESTS	509	1	0	510	37,105	909	119	38,133	2,691	64	5	2,760

TOTAL ARRESTS	835	1	0	836	76,873	3,198	184	80,255	4,536	147	6	4,689
----------------------	------------	----------	----------	------------	---------------	--------------	------------	---------------	--------------	------------	----------	--------------

TOTAL ARRESTS BY COUNTY - ADULT AND JUVENILE

GROUP-A	JOHNSON				KENTON				KNOTT			
	ADULT	JUV	UNK	TOTAL	ADULT	JUV	UNK	TOTAL	ADULT	JUV	UNK	TOTAL
Animal Cruelty	4	0	0	4	8	0	0	8	2	0	0	2
Arson	3	0	0	3	7	1	0	8	0	0	0	0
Assault Offenses	202	4	0	206	650	25	2	677	208	1	2	211
Bribery	0	0	0	0	2	0	0	2	0	0	0	0
Burglary/Breaking and Entering	26	0	0	26	70	12	0	82	14	0	0	14
Counterfeiting/Forgery	19	0	0	19	136	0	0	136	1	0	0	1
Destruction/Damage/Vandalism Of Property	35	1	0	36	75	5	1	81	37	4	1	42
Drug/Narcotic Offenses	676	0	0	676	3,756	54	0	3,810	392	0	0	392
Extortion/Blackmail	0	0	0	0	0	0	0	0	0	0	0	0
Fraud Offenses	12	0	0	12	133	2	1	136	12	0	0	12
Gambling Offenses	0	0	0	0	0	0	0	0	0	0	0	0
Homicide Offenses	1	0	0	1	16	0	0	16	2	0	0	2
Human Trafficking	0	0	0	0	1	0	0	1	0	0	0	0
Kidnapping/Abduction	2	0	0	2	12	1	0	13	2	0	1	3
Larceny/Theft Offenses	160	1	0	161	666	12	12	690	53	0	1	54
Motor Vehicle Theft	6	0	0	6	27	3	0	30	5	0	0	5
Pornography/Obscene Material	47	0	0	47	1,072	0	0	1,072	0	0	0	0
Prostitution Offenses	0	0	0	0	83	0	0	83	0	0	0	0
Robbery	5	0	0	5	46	6	0	52	0	0	0	0
Sex Offenses, Forcible	34	0	0	34	26	2	0	28	16	0	0	16
Sex Offenses, Nonforcible	0	0	0	0	6	0	0	6	0	0	0	0
Stolen Property Offenses (Receiving, etc.)	13	1	0	14	137	24	0	161	14	0	0	14
Weapon Law Violations	23	2	0	25	142	6	0	148	24	0	0	24
TOTAL GROUP-A ARRESTS	1,268	9	0	1,277	7,071	153	16	7,240	782	5	5	792

GROUP-B												
Curfew/Loitering/Vagrancy	2	1	0	3	6	0	0	6	0	0	0	0
Disorderly Conduct	124	2	0	126	393	10	0	403	36	0	0	36
Driving Under the Influence	150	0	1	151	850	3	0	853	109	2	0	111
Drunkenness	231	1	0	232	1,383	3	0	1,386	96	0	0	96
Family Offenses (Non-Violent)	38	0	0	38	173	0	0	173	6	0	0	6
Liquor Law Violations	1	0	0	1	22	2	0	24	0	0	0	0
Peeping Tom	0	0	0	0	0	0	0	0	0	0	0	0
Runaway	0	0	0	0	1	12	0	13	0	0	0	0
Trespass of Real Property	41	0	0	41	245	7	1	253	22	0	0	22
All Other Offenses	866	1	0	867	6,239	40	8	6,287	651	1	1	653
TOTAL GROUP-B ARRESTS	1,453	5	1	1,459	9,312	77	9	9,398	920	3	1	924

TOTAL ARRESTS	2,721	14	1	2,736	16,383	230	25	16,638	1,702	8	6	1,716
----------------------	--------------	-----------	----------	--------------	---------------	------------	-----------	---------------	--------------	----------	----------	--------------

TOTAL ARRESTS BY COUNTY - ADULT AND JUVENILE

GROUP-A	KNOX				LARUE				LAUREL			
	ADULT	JUV	UNK	TOTAL	ADULT	JUV	UNK	TOTAL	ADULT	JUV	UNK	TOTAL
Animal Cruelty	0	0	0	0	6	0	0	6	2	0	0	2
Arson	0	1	0	1	0	0	0	0	3	0	0	3
Assault Offenses	264	17	0	281	202	11	0	213	785	44	1	830
Bribery	0	0	0	0	0	0	0	0	2	0	0	2
Burglary/Breaking and Entering	49	1	0	50	15	0	0	15	73	1	0	74
Counterfeiting/Forgery	28	0	0	28	15	0	0	15	411	0	0	411
Destruction/Damage/Vandalism Of Property	66	1	0	67	37	1	0	38	127	7	0	134
Drug/Narcotic Offenses	1,101	3	0	1,104	816	8	0	824	1,982	19	0	2,001
Extortion/Blackmail	0	0	0	0	0	0	0	0	0	0	0	0
Fraud Offenses	107	0	0	107	13	0	0	13	162	0	0	162
Gambling Offenses	0	0	0	0	0	0	0	0	0	0	0	0
Homicide Offenses	7	0	0	7	0	1	0	1	7	1	0	8
Human Trafficking	0	0	0	0	0	0	0	0	0	0	0	0
Kidnapping/Abduction	8	0	0	8	5	0	0	5	23	0	0	23
Larceny/Theft Offenses	324	9	0	333	78	1	0	79	411	9	0	420
Motor Vehicle Theft	38	1	0	39	9	0	0	9	50	1	0	51
Pornography/Obscene Material	0	1	0	1	0	0	0	0	2	0	0	2
Prostitution Offenses	0	0	0	0	0	0	0	0	0	0	0	0
Robbery	5	0	0	5	0	0	0	0	16	0	0	16
Sex Offenses, Forcible	14	53	0	67	3	0	0	3	52	1	0	53
Sex Offenses, Nonforcible	2	0	0	2	0	0	0	0	13	12	0	25
Stolen Property Offenses (Receiving, etc.)	36	0	0	36	32	0	0	32	72	5	0	77
Weapon Law Violations	54	0	0	54	38	0	0	38	93	4	0	97
TOTAL GROUP-A ARRESTS	2,103	87	0	2,190	1,269	22	0	1,291	4,286	104	1	4,391

GROUP-B												
Curfew/Loitering/Vagrancy	0	0	0	0	0	0	0	0	0	0	0	0
Disorderly Conduct	52	1	0	53	40	0	0	40	178	15	0	193
Driving Under the Influence	259	0	0	259	126	2	0	128	645	2	0	647
Drunkenness	285	5	0	290	85	1	0	86	579	5	0	584
Family Offenses (Non-Violent)	26	0	0	26	36	0	0	36	81	0	0	81
Liquor Law Violations	7	1	0	8	3	0	0	3	4	3	0	7
Peeping Tom	0	0	0	0	0	0	0	0	0	0	0	0
Runaway	0	1	0	1	0	0	0	0	0	0	0	0
Trespass of Real Property	67	0	0	67	22	0	0	22	142	0	0	142
All Other Offenses	1,766	3	1	1,770	467	3	1	471	3,479	23	0	3,502
TOTAL GROUP-B ARRESTS	2,462	11	1	2,474	779	6	1	786	5,108	48	0	5,156

TOTAL ARRESTS	4,565	98	1	4,664	2,048	28	1	2,077	9,394	152	1	9,547
----------------------	--------------	-----------	----------	--------------	--------------	-----------	----------	--------------	--------------	------------	----------	--------------

TOTAL ARRESTS BY COUNTY - ADULT AND JUVENILE

GROUP-A	LAWRENCE				LEE				LESLIE			
	ADULT	JUV	UNK	TOTAL	ADULT	JUV	UNK	TOTAL	ADULT	JUV	UNK	TOTAL
Animal Cruelty	2	0	0	2	0	0	0	0	0	0	0	0
Arson	0	0	0	0	0	0	0	0	0	0	0	0
Assault Offenses	102	2	0	104	86	1	1	88	33	1	0	34
Bribery	0	0	0	0	0	0	0	0	0	0	0	0
Burglary/Breaking and Entering	27	0	0	27	12	0	0	12	10	0	0	10
Counterfeiting/Forgery	2	0	0	2	2	0	0	2	0	0	0	0
Destruction/Damage/Vandalism Of Property	15	0	0	15	28	1	0	29	2	0	0	2
Drug/Narcotic Offenses	394	0	0	394	219	0	0	219	61	0	0	61
Extortion/Blackmail	0	0	0	0	0	0	0	0	0	0	0	0
Fraud Offenses	23	0	0	23	9	0	0	9	2	0	0	2
Gambling Offenses	0	0	0	0	0	0	0	0	0	0	0	0
Homicide Offenses	2	0	0	2	1	0	0	1	2	0	0	2
Human Trafficking	0	0	0	0	0	0	0	0	0	0	0	0
Kidnapping/Abduction	4	0	0	4	3	0	0	3	1	0	0	1
Larceny/Theft Offenses	173	5	1	179	33	0	0	33	41	0	0	41
Motor Vehicle Theft	13	0	0	13	6	0	0	6	6	0	0	6
Pornography/Obscene Material	3	2	0	5	0	0	0	0	0	0	0	0
Prostitution Offenses	0	0	0	0	0	0	0	0	0	0	0	0
Robbery	4	0	0	4	0	0	0	0	2	0	0	2
Sex Offenses, Forcible	23	0	0	23	2	0	0	2	1	0	0	1
Sex Offenses, Nonforcible	6	0	0	6	0	0	0	0	0	0	0	0
Stolen Property Offenses (Receiving, etc.)	37	0	0	37	23	0	0	23	3	0	0	3
Weapon Law Violations	21	0	0	21	15	0	0	15	12	0	0	12
TOTAL GROUP-A ARRESTS	851	9	1	861	439	2	1	442	176	1	0	177

GROUP-B												
Curfew/Loitering/Vagrancy	0	0	0	0	0	0	0	0	0	0	0	0
Disorderly Conduct	8	0	0	8	23	0	0	23	9	0	0	9
Driving Under the Influence	113	0	0	113	62	1	0	63	28	0	0	28
Drunkenness	56	0	0	56	72	0	0	72	40	0	0	40
Family Offenses (Non-Violent)	19	0	0	19	20	0	0	20	9	0	0	9
Liquor Law Violations	2	0	0	2	3	0	0	3	0	0	0	0
Peeping Tom	0	0	0	0	0	0	0	0	0	0	0	0
Runaway	0	2	0	2	0	0	0	0	0	0	0	0
Trespass of Real Property	35	0	0	35	38	0	0	38	6	0	0	6
All Other Offenses	392	1	1	394	472	2	2	476	251	0	0	251
TOTAL GROUP-B ARRESTS	625	3	1	629	690	3	2	695	343	0	0	343

TOTAL ARRESTS	1,476	12	2	1,490	1,129	5	3	1,137	519	1	0	520
----------------------	--------------	-----------	----------	--------------	--------------	----------	----------	--------------	------------	----------	----------	------------

TOTAL ARRESTS BY COUNTY - ADULT AND JUVENILE

GROUP-A	LETCHER				LEWIS				LINCOLN			
	ADULT	JUV	UNK	TOTAL	ADULT	JUV	UNK	TOTAL	ADULT	JUV	UNK	TOTAL
Animal Cruelty	14	0	0	14	0	0	0	0	2	0	0	2
Arson	4	0	0	4	0	0	0	0	0	0	0	0
Assault Offenses	192	2	5	199	50	0	0	50	213	4	0	217
Bribery	0	0	0	0	1	0	0	1	0	0	0	0
Burglary/Breaking and Entering	15	0	0	15	6	0	0	6	50	0	0	50
Counterfeiting/Forgery	8	0	0	8	0	0	0	0	12	0	0	12
Destruction/Damage/Vandalism Of Property	53	3	0	56	11	0	0	11	44	0	0	44
Drug/Narcotic Offenses	450	4	1	455	128	0	0	128	384	14	2	400
Extortion/Blackmail	0	0	0	0	0	0	0	0	0	0	0	0
Fraud Offenses	23	0	0	23	5	0	0	5	34	0	0	34
Gambling Offenses	0	0	0	0	0	0	0	0	0	0	0	0
Homicide Offenses	0	0	0	0	1	0	0	1	1	0	0	1
Human Trafficking	0	0	0	0	0	0	0	0	0	0	0	0
Kidnapping/Abduction	5	0	0	5	0	0	0	0	4	0	0	4
Larceny/Theft Offenses	146	1	1	148	10	0	0	10	274	0	8	282
Motor Vehicle Theft	13	0	0	13	3	0	0	3	20	0	0	20
Pornography/Obscene Material	1	0	0	1	14	0	0	14	0	0	0	0
Prostitution Offenses	0	0	0	0	0	0	0	0	2	0	0	2
Robbery	2	0	0	2	0	0	0	0	11	0	0	11
Sex Offenses, Forcible	11	0	0	11	12	41	0	53	6	0	0	6
Sex Offenses, Nonforcible	0	0	0	0	19	2	0	21	1	0	0	1
Stolen Property Offenses (Receiving, etc.)	12	0	0	12	1	0	0	1	51	0	0	51
Weapon Law Violations	20	0	0	20	5	0	0	5	29	0	0	29
TOTAL GROUP-A ARRESTS	969	10	7	986	266	43	0	309	1,138	18	10	1,166

GROUP-B												
Curfew/Loitering/Vagrancy	0	0	0	0	0	0	0	0	0	0	0	0
Disorderly Conduct	39	2	0	41	6	0	0	6	47	0	0	47
Driving Under the Influence	118	1	0	119	49	1	0	50	142	0	0	142
Drunkenness	111	1	0	112	71	0	0	71	130	0	1	131
Family Offenses (Non-Violent)	100	0	1	101	6	0	0	6	34	0	0	34
Liquor Law Violations	4	0	0	4	3	0	0	3	7	0	0	7
Peeping Tom	0	0	0	0	0	0	0	0	0	0	0	0
Runaway	0	0	0	0	0	0	0	0	0	0	0	0
Trespass of Real Property	33	2	0	35	9	0	0	9	99	0	0	99
All Other Offenses	846	2	3	851	171	0	1	172	1,290	4	13	1,307
TOTAL GROUP-B ARRESTS	1,251	8	4	1,263	315	1	1	317	1,749	4	14	1,767

TOTAL ARRESTS	2,220	18	11	2,249	581	44	1	626	2,887	22	24	2,933
----------------------	--------------	-----------	-----------	--------------	------------	-----------	----------	------------	--------------	-----------	-----------	--------------

TOTAL ARRESTS BY COUNTY - ADULT AND JUVENILE

GROUP-A	LIVINGSTON				LOGAN				LYON			
	ADULT	JUV	UNK	TOTAL	ADULT	JUV	UNK	TOTAL	ADULT	JUV	UNK	TOTAL
Animal Cruelty	1	0	0	1	1	0	0	1	1	0	0	1
Arson	1	0	0	1	1	1	0	2	1	0	0	1
Assault Offenses	77	6	0	83	298	7	0	305	54	1	0	55
Bribery	1	0	0	1	1	0	0	1	0	0	0	0
Burglary/Breaking and Entering	24	5	0	29	48	2	0	50	23	0	0	23
Counterfeiting/Forgery	17	0	0	17	218	0	0	218	26	0	0	26
Destruction/Damage/Vandalism Of Property	8	0	0	8	77	2	0	79	12	2	0	14
Drug/Narcotic Offenses	159	4	0	163	1,358	28	0	1,386	816	1	0	817
Extortion/Blackmail	0	0	0	0	0	0	0	0	0	0	0	0
Fraud Offenses	2	0	0	2	26	0	0	26	2	0	0	2
Gambling Offenses	0	0	0	0	0	0	0	0	0	0	0	0
Homicide Offenses	1	0	0	1	5	1	0	6	3	0	0	3
Human Trafficking	0	0	0	0	0	0	0	0	0	0	0	0
Kidnapping/Abduction	9	0	0	9	5	0	0	5	0	0	0	0
Larceny/Theft Offenses	46	3	0	49	279	2	0	281	42	3	0	45
Motor Vehicle Theft	5	0	0	5	26	2	0	28	5	1	0	6
Pornography/Obscene Material	0	3	0	3	17	0	0	17	0	0	0	0
Prostitution Offenses	0	0	0	0	0	0	0	0	0	0	0	0
Robbery	0	3	0	3	8	1	0	9	0	0	0	0
Sex Offenses, Forcible	12	0	0	12	261	0	0	261	0	0	0	0
Sex Offenses, Nonforcible	1	0	0	1	10	0	0	10	0	0	0	0
Stolen Property Offenses (Receiving, etc.)	5	0	0	5	36	5	0	41	9	0	0	9
Weapon Law Violations	4	0	0	4	49	3	0	52	25	0	0	25
TOTAL GROUP-A ARRESTS	373	24	0	397	2,724	54	0	2,778	1,019	8	0	1,027

GROUP-B												
Curfew/Loitering/Vagrancy	0	0	0	0	0	0	0	0	0	0	0	0
Disorderly Conduct	8	1	0	9	36	1	0	37	8	0	0	8
Driving Under the Influence	37	0	0	37	177	0	0	177	104	0	0	104
Drunkenness	24	4	0	28	115	3	0	118	31	0	0	31
Family Offenses (Non-Violent)	9	0	0	9	147	0	0	147	4	0	0	4
Liquor Law Violations	0	0	0	0	1	1	0	2	3	0	0	3
Peeping Tom	0	0	0	0	0	0	0	0	0	0	0	0
Runaway	0	0	0	0	0	1	0	1	0	0	0	0
Trespass of Real Property	4	0	0	4	48	1	0	49	2	0	0	2
All Other Offenses	172	0	0	172	1,195	15	0	1,210	574	1	0	575
TOTAL GROUP-B ARRESTS	254	5	0	259	1,719	22	0	1,741	726	1	0	727

TOTAL ARRESTS	627	29	0	656	4,443	76	0	4,519	1,745	9	0	1,754
----------------------	------------	-----------	----------	------------	--------------	-----------	----------	--------------	--------------	----------	----------	--------------

TOTAL ARRESTS BY COUNTY - ADULT AND JUVENILE

GROUP-A	MADISON				MAGOFFIN				MARION			
	ADULT	JUV	UNK	TOTAL	ADULT	JUV	UNK	TOTAL	ADULT	JUV	UNK	TOTAL
Animal Cruelty	2	0	0	2	4	0	0	4	0	0	0	0
Arson	1	0	0	1	2	0	0	2	1	0	0	1
Assault Offenses	781	39	10	830	152	7	0	159	148	14	1	163
Bribery	1	0	0	1	1	0	0	1	1	0	0	1
Burglary/Breaking and Entering	110	4	0	114	23	0	0	23	26	0	0	26
Counterfeiting/Forgery	58	0	0	58	2	0	0	2	17	0	0	17
Destruction/Damage/Vandalism Of Property	139	9	0	148	35	4	0	39	28	3	0	31
Drug/Narcotic Offenses	2,133	46	1	2,180	778	4	0	782	667	11	0	678
Extortion/Blackmail	0	0	0	0	0	0	0	0	0	0	0	0
Fraud Offenses	105	0	0	105	3	0	0	3	18	0	1	19
Gambling Offenses	0	0	0	0	0	0	0	0	0	0	0	0
Homicide Offenses	3	0	0	3	0	0	0	0	1	0	0	1
Human Trafficking	0	0	0	0	0	0	0	0	0	0	0	0
Kidnapping/Abduction	22	0	0	22	4	0	0	4	0	0	0	0
Larceny/Theft Offenses	810	21	0	831	41	0	0	41	204	1	0	205
Motor Vehicle Theft	40	4	1	45	4	0	0	4	12	3	0	15
Pornography/Obscene Material	128	4	0	132	0	0	0	0	0	0	0	0
Prostitution Offenses	0	0	0	0	0	0	0	0	0	0	0	0
Robbery	32	0	0	32	0	0	0	0	5	0	0	5
Sex Offenses, Forcible	55	8	1	64	1	0	0	1	24	4	0	28
Sex Offenses, Nonforcible	10	6	0	16	1	0	0	1	2	0	0	2
Stolen Property Offenses (Receiving, etc.)	147	2	0	149	29	0	0	29	18	2	0	20
Weapon Law Violations	117	5	0	122	36	2	0	38	41	1	0	42
TOTAL GROUP-A ARRESTS	4,694	148	13	4,855	1,116	17	0	1,133	1,213	39	2	1,254

GROUP-B												
Curfew/Loitering/Vagrancy	1	0	0	1	0	0	0	0	0	0	0	0
Disorderly Conduct	105	6	0	111	52	1	0	53	36	3	0	39
Driving Under the Influence	530	0	0	530	133	1	0	134	122	0	0	122
Drunkenness	705	7	1	713	140	0	0	140	162	1	0	163
Family Offenses (Non-Violent)	133	0	0	133	9	0	0	9	12	0	0	12
Liquor Law Violations	75	1	1	77	2	0	0	2	3	0	0	3
Peeping Tom	0	0	0	0	0	0	0	0	0	0	0	0
Runaway	1	4	0	5	0	0	0	0	0	1	0	1
Trespass of Real Property	140	2	0	142	40	0	1	41	31	0	0	31
All Other Offenses	4,049	19	6	4,074	548	9	2	559	1,309	6	9	1,324
TOTAL GROUP-B ARRESTS	5,739	39	8	5,786	924	11	3	938	1,675	11	9	1,695

TOTAL ARRESTS	10,433	187	21	10,641	2,040	28	3	2,071	2,888	50	11	2,949
----------------------	---------------	------------	-----------	---------------	--------------	-----------	----------	--------------	--------------	-----------	-----------	--------------

TOTAL ARRESTS BY COUNTY - ADULT AND JUVENILE

GROUP-A	MARSHALL				MARTIN				MASON			
	ADULT	JUV	UNK	TOTAL	ADULT	JUV	UNK	TOTAL	ADULT	JUV	UNK	TOTAL
Animal Cruelty	3	0	0	3	1	0	0	1	0	0	0	0
Arson	2	0	0	2	1	0	0	1	0	0	0	0
Assault Offenses	213	3	1	217	62	4	0	66	134	5	0	139
Bribery	4	1	0	5	0	0	0	0	0	0	0	0
Burglary/Breaking and Entering	27	0	0	27	7	0	0	7	22	0	0	22
Counterfeiting/Forgery	24	0	0	24	3	0	0	3	36	3	0	39
Destruction/Damage/Vandalism Of Property	42	1	0	43	13	0	0	13	34	0	0	34
Drug/Narcotic Offenses	816	14	0	830	381	3	0	384	312	6	0	318
Extortion/Blackmail	9	0	0	9	0	0	0	0	0	0	0	0
Fraud Offenses	74	0	0	74	2	0	0	2	15	0	0	15
Gambling Offenses	0	0	0	0	0	0	0	0	0	0	0	0
Homicide Offenses	3	0	0	3	0	0	0	0	0	0	0	0
Human Trafficking	0	0	0	0	0	0	0	0	0	0	0	0
Kidnapping/Abduction	2	1	0	3	2	0	0	2	5	0	0	5
Larceny/Theft Offenses	227	4	1	232	30	0	0	30	173	2	0	175
Motor Vehicle Theft	9	0	0	9	4	0	0	4	4	0	0	4
Pornography/Obscene Material	4	0	0	4	1	0	0	1	1	0	0	1
Prostitution Offenses	0	0	0	0	0	0	0	0	0	0	0	0
Robbery	7	0	0	7	0	0	0	0	10	0	0	10
Sex Offenses, Forcible	11	4	0	15	12	0	0	12	22	0	0	22
Sex Offenses, Nonforcible	10	0	0	10	0	0	0	0	1	0	0	1
Stolen Property Offenses (Receiving, etc.)	30	0	0	30	11	0	1	12	27	0	0	27
Weapon Law Violations	36	0	0	36	12	0	0	12	17	0	0	17
TOTAL GROUP-A ARRESTS	1,553	28	2	1,583	542	7	1	550	813	16	0	829

GROUP-B												
Curfew/Loitering/Vagrancy	2	2	0	4	0	0	0	0	0	0	0	0
Disorderly Conduct	37	0	0	37	16	0	0	16	34	6	0	40
Driving Under the Influence	252	4	0	256	89	0	0	89	111	0	0	111
Drunkenness	105	1	0	106	119	0	0	119	157	2	0	159
Family Offenses (Non-Violent)	48	0	0	48	7	0	0	7	45	0	0	45
Liquor Law Violations	7	1	0	8	0	0	0	0	5	1	0	6
Peeping Tom	2	0	0	2	1	0	0	1	2	0	0	2
Runaway	0	0	0	0	0	0	0	0	0	0	0	0
Trespass of Real Property	30	1	0	31	16	0	0	16	68	16	0	84
All Other Offenses	727	2	0	729	371	2	2	375	878	6	1	885
TOTAL GROUP-B ARRESTS	1,210	11	0	1,221	619	2	2	623	1,300	31	1	1,332

TOTAL ARRESTS	2,763	39	2	2,804	1,161	9	3	1,173	2,113	47	1	2,161
----------------------	--------------	-----------	----------	--------------	--------------	----------	----------	--------------	--------------	-----------	----------	--------------

TOTAL ARRESTS BY COUNTY - ADULT AND JUVENILE

GROUP-A	MCCRACKEN				MCCREARY				MCLEAN			
	ADULT	JUV	UNK	TOTAL	ADULT	JUV	UNK	TOTAL	ADULT	JUV	UNK	TOTAL
Animal Cruelty	5	0	0	5	1	0	0	1	0	0	0	0
Arson	2	1	0	3	0	0	0	0	1	0	0	1
Assault Offenses	539	38	0	577	213	35	0	248	97	3	0	100
Bribery	1	0	0	1	1	0	0	1	0	0	0	0
Burglary/Breaking and Entering	61	11	0	72	30	0	0	30	21	0	0	21
Counterfeiting/Forgery	102	0	0	102	64	0	0	64	3	0	0	3
Destruction/Damage/Vandalism Of Property	130	11	0	141	41	0	0	41	7	0	0	7
Drug/Narcotic Offenses	2,020	65	1	2,086	961	7	0	968	298	8	0	306
Extortion/Blackmail	3	0	0	3	0	0	0	0	0	0	0	0
Fraud Offenses	71	1	0	72	22	0	0	22	5	0	0	5
Gambling Offenses	0	0	0	0	0	0	0	0	0	0	0	0
Homicide Offenses	7	1	0	8	3	0	0	3	0	0	0	0
Human Trafficking	0	0	0	0	0	0	0	0	0	0	0	0
Kidnapping/Abduction	14	0	0	14	7	0	0	7	0	0	0	0
Larceny/Theft Offenses	607	51	4	662	120	0	2	122	87	5	2	94
Motor Vehicle Theft	36	8	0	44	14	0	0	14	7	1	0	8
Pornography/Obscene Material	24	0	0	24	24	0	0	24	4	3	0	7
Prostitution Offenses	10	0	0	10	0	0	0	0	0	0	0	0
Robbery	22	1	0	23	5	0	0	5	0	0	0	0
Sex Offenses, Forcible	22	12	0	34	8	2	0	10	6	0	0	6
Sex Offenses, Nonforcible	6	0	0	6	1	0	0	1	0	0	0	0
Stolen Property Offenses (Receiving, etc.)	108	9	0	117	18	0	0	18	6	0	0	6
Weapon Law Violations	95	8	0	103	49	0	0	49	23	0	0	23
TOTAL GROUP-A ARRESTS	3,885	217	5	4,107	1,582	44	2	1,628	565	20	2	587

GROUP-B												
Curfew/Loitering/Vagrancy	0	0	0	0	0	0	0	0	0	0	0	0
Disorderly Conduct	91	13	1	105	80	19	0	99	14	9	1	24
Driving Under the Influence	480	2	0	482	236	0	0	236	53	3	0	56
Drunkenness	339	5	0	344	228	7	0	235	18	0	0	18
Family Offenses (Non-Violent)	97	0	0	97	27	1	0	28	11	0	0	11
Liquor Law Violations	17	12	0	29	3	2	0	5	6	2	0	8
Peeping Tom	0	0	0	0	0	0	0	0	0	0	0	0
Runaway	1	5	0	6	0	0	0	0	0	0	0	0
Trespass of Real Property	100	1	0	101	35	1	0	36	24	4	0	28
All Other Offenses	3,091	85	2	3,178	1,195	44	1	1,240	351	11	5	367
TOTAL GROUP-B ARRESTS	4,216	123	3	4,342	1,804	74	1	1,879	477	29	6	512

TOTAL ARRESTS	8,101	340	8	8,449	3,386	118	3	3,507	1,042	49	8	1,099
----------------------	--------------	------------	----------	--------------	--------------	------------	----------	--------------	--------------	-----------	----------	--------------

TOTAL ARRESTS BY COUNTY - ADULT AND JUVENILE

GROUP-A	MEADE				MENIFEE				MERCER			
	ADULT	JUV	UNK	TOTAL	ADULT	JUV	UNK	TOTAL	ADULT	JUV	UNK	TOTAL
Animal Cruelty	4	0	0	4	0	0	0	0	4	0	0	4
Arson	6	0	0	6	0	0	0	0	0	0	0	0
Assault Offenses	192	7	0	199	47	4	0	51	105	1	0	106
Bribery	0	0	0	0	0	0	0	0	0	0	0	0
Burglary/Breaking and Entering	22	0	0	22	7	0	0	7	32	0	0	32
Counterfeiting/Forgery	31	0	0	31	16	0	0	16	5	0	0	5
Destruction/Damage/Vandalism Of Property	42	4	0	46	9	0	0	9	55	1	0	56
Drug/Narcotic Offenses	419	6	0	425	64	0	0	64	502	7	0	509
Extortion/Blackmail	1	0	0	1	0	0	0	0	0	0	0	0
Fraud Offenses	30	0	0	30	0	0	0	0	27	0	0	27
Gambling Offenses	0	0	0	0	0	0	0	0	0	0	0	0
Homicide Offenses	2	0	0	2	1	0	0	1	1	0	0	1
Human Trafficking	0	0	0	0	0	0	0	0	0	0	0	0
Kidnapping/Abduction	15	0	0	15	1	0	0	1	2	0	0	2
Larceny/Theft Offenses	224	1	1	226	32	0	0	32	108	1	0	109
Motor Vehicle Theft	5	2	0	7	0	2	0	2	9	0	0	9
Pornography/Obscene Material	21	97	0	118	1	0	0	1	21	0	0	21
Prostitution Offenses	0	0	0	0	0	0	0	0	0	0	0	0
Robbery	1	0	0	1	0	0	0	0	4	0	0	4
Sex Offenses, Forcible	2	0	0	2	7	0	0	7	13	0	0	13
Sex Offenses, Nonforcible	0	0	0	0	1	0	0	1	0	0	0	0
Stolen Property Offenses (Receiving, etc.)	6	0	0	6	5	0	0	5	24	0	0	24
Weapon Law Violations	26	0	0	26	0	0	0	0	16	0	0	16
TOTAL GROUP-A ARRESTS	1,049	117	1	1,167	191	6	0	197	928	10	0	938

GROUP-B												
Curfew/Loitering/Vagrancy	0	0	0	0	1	0	0	1	0	0	0	0
Disorderly Conduct	30	0	0	30	7	0	0	7	19	0	0	19
Driving Under the Influence	76	1	0	77	18	0	0	18	123	3	0	126
Drunkenness	57	0	0	57	26	0	0	26	55	0	0	55
Family Offenses (Non-Violent)	81	0	0	81	9	0	1	10	28	0	0	28
Liquor Law Violations	5	0	0	5	2	0	0	2	2	2	0	4
Peeping Tom	1	0	0	1	0	0	0	0	0	0	0	0
Runaway	0	1	0	1	0	0	0	0	0	0	0	0
Trespass of Real Property	20	0	0	20	8	0	0	8	25	0	0	25
All Other Offenses	529	3	0	532	127	0	0	127	737	10	1	748
TOTAL GROUP-B ARRESTS	799	5	0	804	198	0	1	199	989	15	1	1,005

TOTAL ARRESTS	1,848	122	1	1,971	389	6	1	396	1,917	25	1	1,943
----------------------	--------------	------------	----------	--------------	------------	----------	----------	------------	--------------	-----------	----------	--------------

TOTAL ARRESTS BY COUNTY - ADULT AND JUVENILE

GROUP-A	METCALFE				MONROE				MONTGOMERY			
	ADULT	JUV	UNK	TOTAL	ADULT	JUV	UNK	TOTAL	ADULT	JUV	UNK	TOTAL
Animal Cruelty	22	0	0	22	0	0	0	0	1	0	0	1
Arson	3	0	0	3	2	0	0	2	0	0	0	0
Assault Offenses	56	3	0	59	80	7	0	87	144	1	0	145
Bribery	0	0	0	0	0	0	0	0	1	0	0	1
Burglary/Breaking and Entering	19	0	0	19	31	1	0	32	23	0	0	23
Counterfeiting/Forgery	19	0	0	19	60	0	0	60	92	0	0	92
Destruction/Damage/Vandalism Of Property	21	0	0	21	34	3	0	37	31	1	0	32
Drug/Narcotic Offenses	160	6	0	166	487	1	0	488	440	0	1	441
Extortion/Blackmail	0	0	0	0	0	0	0	0	0	0	0	0
Fraud Offenses	7	0	0	7	2	0	0	2	31	0	0	31
Gambling Offenses	0	0	0	0	0	0	0	0	0	0	0	0
Homicide Offenses	3	0	0	3	0	0	0	0	3	0	0	3
Human Trafficking	0	0	0	0	0	0	0	0	0	0	0	0
Kidnapping/Abduction	1	0	0	1	2	0	0	2	7	0	0	7
Larceny/Theft Offenses	57	1	0	58	111	0	0	111	294	0	2	296
Motor Vehicle Theft	3	0	0	3	7	0	0	7	17	3	0	20
Pornography/Obscene Material	0	0	0	0	0	0	0	0	0	0	0	0
Prostitution Offenses	0	0	0	0	3	0	0	3	1	0	0	1
Robbery	3	0	0	3	1	0	0	1	12	0	0	12
Sex Offenses, Forcible	1	0	0	1	15	0	0	15	5	1	0	6
Sex Offenses, Nonforcible	1	0	0	1	2	0	0	2	10	0	0	10
Stolen Property Offenses (Receiving, etc.)	10	0	0	10	24	1	0	25	48	0	0	48
Weapon Law Violations	26	1	0	27	22	0	0	22	36	0	0	36
TOTAL GROUP-A ARRESTS	412	11	0	423	883	13	0	896	1,196	6	3	1,205

GROUP-B												
Curfew/Loitering/Vagrancy	0	0	0	0	0	0	0	0	0	0	0	0
Disorderly Conduct	11	2	0	13	23	0	0	23	40	0	0	40
Driving Under the Influence	49	1	0	50	104	0	0	104	139	0	0	139
Drunkenness	40	0	0	40	103	3	0	106	200	0	0	200
Family Offenses (Non-Violent)	14	0	0	14	22	0	0	22	38	0	0	38
Liquor Law Violations	2	1	0	3	0	0	0	0	1	0	0	1
Peeping Tom	0	0	0	0	0	0	0	0	0	0	0	0
Runaway	0	1	0	1	0	0	0	0	0	1	0	1
Trespass of Real Property	6	0	0	6	34	1	0	35	17	1	2	20
All Other Offenses	336	12	0	348	429	8	0	437	1,438	4	1	1,443
TOTAL GROUP-B ARRESTS	458	17	0	475	715	12	0	727	1,873	6	3	1,882

TOTAL ARRESTS	870	28	0	898	1,598	25	0	1,623	3,069	12	6	3,087
----------------------	------------	-----------	----------	------------	--------------	-----------	----------	--------------	--------------	-----------	----------	--------------

TOTAL ARRESTS BY COUNTY - ADULT AND JUVENILE

GROUP-A	MORGAN				MUHLENBERG				NELSON			
	ADULT	JUV	UNK	TOTAL	ADULT	JUV	UNK	TOTAL	ADULT	JUV	UNK	TOTAL
Animal Cruelty	2	0	0	2	1	0	0	1	0	0	0	0
Arson	1	0	0	1	2	0	0	2	3	3	0	6
Assault Offenses	102	4	0	106	285	5	4	294	364	16	0	380
Bribery	3	0	0	3	1	0	0	1	4	0	0	4
Burglary/Breaking and Entering	7	0	0	7	32	0	0	32	54	1	0	55
Counterfeiting/Forgery	3	0	0	3	24	0	0	24	90	1	0	91
Destruction/Damage/Vandalism Of Property	9	1	0	10	38	0	1	39	45	11	0	56
Drug/Narcotic Offenses	288	0	0	288	634	9	0	643	1,538	14	1	1,553
Extortion/Blackmail	0	0	0	0	0	0	0	0	0	0	0	0
Fraud Offenses	2	0	0	2	9	0	0	9	45	3	1	49
Gambling Offenses	0	0	0	0	0	0	0	0	0	0	0	0
Homicide Offenses	0	0	0	0	2	0	0	2	10	0	0	10
Human Trafficking	0	0	0	0	0	0	0	0	0	0	0	0
Kidnapping/Abduction	1	0	0	1	8	0	0	8	6	0	0	6
Larceny/Theft Offenses	64	1	0	65	253	3	1	257	377	5	4	386
Motor Vehicle Theft	6	2	0	8	15	0	0	15	20	4	0	24
Pornography/Obscene Material	0	0	0	0	36	1	0	37	20	0	0	20
Prostitution Offenses	0	0	0	0	0	0	0	0	2	0	0	2
Robbery	0	0	0	0	0	0	0	0	13	0	0	13
Sex Offenses, Forcible	2	0	0	2	7	1	0	8	20	0	0	20
Sex Offenses, Nonforcible	0	0	0	0	3	0	0	3	1	0	0	1
Stolen Property Offenses (Receiving, etc.)	12	0	0	12	38	0	0	38	90	7	0	97
Weapon Law Violations	12	0	0	12	34	0	0	34	41	1	0	42
TOTAL GROUP-A ARRESTS	514	8	0	522	1,422	19	6	1,447	2,743	66	6	2,815

GROUP-B												
Curfew/Loitering/Vagrancy	0	0	0	0	0	0	0	0	2	0	0	2
Disorderly Conduct	1	0	0	1	47	1	2	50	82	4	0	86
Driving Under the Influence	57	0	0	57	209	0	0	209	213	1	1	215
Drunkenness	21	0	0	21	152	2	1	155	151	0	1	152
Family Offenses (Non-Violent)	21	0	0	21	35	0	0	35	77	0	0	77
Liquor Law Violations	0	0	0	0	9	0	0	9	6	0	0	6
Peeping Tom	0	0	0	0	0	0	0	0	0	0	0	0
Runaway	0	0	0	0	0	0	0	0	0	2	0	2
Trespass of Real Property	1	0	0	1	40	0	2	42	40	1	0	41
All Other Offenses	420	0	1	421	1,543	7	9	1,559	1,691	9	4	1,704
TOTAL GROUP-B ARRESTS	521	0	1	522	2,035	10	14	2,059	2,262	17	6	2,285

TOTAL ARRESTS	1,035	8	1	1,044	3,457	29	20	3,506	5,005	83	12	5,100
----------------------	--------------	----------	----------	--------------	--------------	-----------	-----------	--------------	--------------	-----------	-----------	--------------

TOTAL ARRESTS BY COUNTY - ADULT AND JUVENILE

GROUP-A	NICHOLAS				OHIO				OLDHAM			
	ADULT	JUV	UNK	TOTAL	ADULT	JUV	UNK	TOTAL	ADULT	JUV	UNK	TOTAL
Animal Cruelty	1	0	0	1	2	0	0	2	2	0	0	2
Arson	0	0	0	0	0	1	0	1	1	0	0	1
Assault Offenses	44	2	0	46	340	35	2	377	206	38	0	244
Bribery	0	0	0	0	0	0	0	0	1	0	0	1
Burglary/Breaking and Entering	11	0	0	11	48	5	0	53	17	1	0	18
Counterfeiting/Forgery	1	0	0	1	57	0	0	57	47	1	0	48
Destruction/Damage/Vandalism Of Property	3	0	0	3	51	3	1	55	45	14	1	60
Drug/Narcotic Offenses	101	0	0	101	1,241	23	0	1,264	998	88	1	1,087
Extortion/Blackmail	0	0	0	0	0	0	0	0	0	0	0	0
Fraud Offenses	5	0	0	5	23	0	0	23	38	0	0	38
Gambling Offenses	0	0	0	0	0	0	0	0	0	0	0	0
Homicide Offenses	0	0	0	0	2	1	0	3	13	0	0	13
Human Trafficking	0	0	0	0	0	0	0	0	0	0	0	0
Kidnapping/Abduction	1	0	0	1	24	0	0	24	11	0	0	11
Larceny/Theft Offenses	29	0	0	29	223	8	1	232	219	16	16	251
Motor Vehicle Theft	0	0	0	0	21	4	0	25	9	1	0	10
Pornography/Obscene Material	0	0	0	0	24	3	0	27	31	5	0	36
Prostitution Offenses	1	0	0	1	0	0	0	0	1	0	0	1
Robbery	0	0	0	0	11	0	0	11	4	1	0	5
Sex Offenses, Forcible	0	0	0	0	91	2	0	93	12	1	0	13
Sex Offenses, Nonforcible	0	0	0	0	18	0	0	18	3	0	0	3
Stolen Property Offenses (Receiving, etc.)	2	0	0	2	17	3	1	21	39	11	0	50
Weapon Law Violations	3	0	0	3	57	1	0	58	15	6	0	21
TOTAL GROUP-A ARRESTS	202	2	0	204	2,250	89	5	2,344	1,712	183	18	1,913

GROUP-B												
Curfew/Loitering/Vagrancy	0	0	0	0	0	0	0	0	3	0	0	3
Disorderly Conduct	8	0	0	8	39	44	0	83	27	19	0	46
Driving Under the Influence	59	0	0	59	211	1	0	212	203	1	0	204
Drunkenness	17	0	0	17	68	1	0	69	114	7	0	121
Family Offenses (Non-Violent)	44	0	0	44	69	0	0	69	73	1	0	74
Liquor Law Violations	3	0	0	3	3	0	0	3	31	22	0	53
Peeping Tom	0	0	0	0	0	0	0	0	2	0	0	2
Runaway	1	0	0	1	0	0	0	0	0	1	0	1
Trespass of Real Property	2	0	0	2	27	4	0	31	45	8	1	54
All Other Offenses	183	1	0	184	1,073	10	2	1,085	1,216	46	9	1,271
TOTAL GROUP-B ARRESTS	317	1	0	318	1,490	60	2	1,552	1,714	105	10	1,829

TOTAL ARRESTS	519	3	0	522	3,740	149	7	3,896	3,426	288	28	3,742
----------------------	------------	----------	----------	------------	--------------	------------	----------	--------------	--------------	------------	-----------	--------------

TOTAL ARRESTS BY COUNTY - ADULT AND JUVENILE

GROUP-A	OWEN				OWSLEY				PENDLETON			
	ADULT	JUV	UNK	TOTAL	ADULT	JUV	UNK	TOTAL	ADULT	JUV	UNK	TOTAL
Animal Cruelty	1	0	0	1	0	0	0	0	0	0	0	0
Arson	0	0	0	0	0	0	0	0	0	0	0	0
Assault Offenses	44	1	0	45	85	5	2	92	54	20	0	74
Bribery	0	0	0	0	0	0	0	0	0	0	0	0
Burglary/Breaking and Entering	8	0	0	8	23	0	0	23	15	0	0	15
Counterfeiting/Forgery	0	0	0	0	3	0	0	3	4	0	0	4
Destruction/Damage/Vandalism Of Property	4	0	0	4	21	0	0	21	19	2	0	21
Drug/Narcotic Offenses	156	2	0	158	147	0	0	147	105	15	0	120
Extortion/Blackmail	0	0	0	0	0	0	0	0	0	0	0	0
Fraud Offenses	4	0	0	4	13	0	0	13	8	1	0	9
Gambling Offenses	0	0	0	0	0	0	0	0	0	0	0	0
Homicide Offenses	0	0	0	0	0	0	0	0	0	0	0	0
Human Trafficking	0	0	0	0	0	0	0	0	0	0	0	0
Kidnapping/Abduction	0	0	0	0	4	0	0	4	1	0	0	1
Larceny/Theft Offenses	21	1	0	22	43	0	0	43	110	5	1	116
Motor Vehicle Theft	1	0	0	1	0	0	0	0	4	1	0	5
Pornography/Obscene Material	0	0	0	0	0	0	0	0	0	0	0	0
Prostitution Offenses	0	0	0	0	0	0	0	0	0	0	0	0
Robbery	0	0	0	0	0	0	0	0	0	0	0	0
Sex Offenses, Forcible	3	1	0	4	0	0	0	0	1	0	0	1
Sex Offenses, Nonforcible	0	2	0	2	0	0	0	0	0	0	0	0
Stolen Property Offenses (Receiving, etc.)	5	0	0	5	33	0	0	33	5	1	0	6
Weapon Law Violations	4	0	0	4	7	0	0	7	7	1	0	8
TOTAL GROUP-A ARRESTS	251	7	0	258	379	5	2	386	333	46	1	380

GROUP-B												
Curfew/Loitering/Vagrancy	0	0	0	0	0	0	0	0	0	0	0	0
Disorderly Conduct	10	0	0	10	13	0	0	13	25	9	0	34
Driving Under the Influence	50	0	0	50	31	0	0	31	36	0	0	36
Drunkenness	14	0	0	14	65	1	1	67	44	10	0	54
Family Offenses (Non-Violent)	18	0	0	18	4	0	0	4	16	0	0	16
Liquor Law Violations	0	0	0	0	1	0	0	1	1	0	0	1
Peeping Tom	0	0	0	0	0	0	0	0	0	0	0	0
Runaway	0	0	0	0	0	0	0	0	0	1	0	1
Trespass of Real Property	5	0	0	5	26	0	0	26	12	1	0	13
All Other Offenses	216	0	1	217	302	1	3	306	304	23	0	327
TOTAL GROUP-B ARRESTS	313	0	1	314	442	2	4	448	438	44	0	482

TOTAL ARRESTS	564	7	1	572	821	7	6	834	771	90	1	862
----------------------	------------	----------	----------	------------	------------	----------	----------	------------	------------	-----------	----------	------------

TOTAL ARRESTS BY COUNTY - ADULT AND JUVENILE

GROUP-A	PERRY				PIKE				POWELL			
	ADULT	JUV	UNK	TOTAL	ADULT	JUV	UNK	TOTAL	ADULT	JUV	UNK	TOTAL
Animal Cruelty	13	1	0	14	4	2	0	6	1	0	0	1
Arson	2	0	0	2	1	0	0	1	1	0	0	1
Assault Offenses	457	19	0	476	452	7	6	465	166	20	1	187
Bribery	0	0	0	0	0	0	0	0	0	0	0	0
Burglary/Breaking and Entering	32	0	0	32	85	1	1	87	13	3	0	16
Counterfeiting/Forgery	82	0	0	82	21	0	0	21	52	0	0	52
Destruction/Damage/Vandalism Of Property	62	4	0	66	81	5	4	90	21	5	1	27
Drug/Narcotic Offenses	961	2	3	966	1,384	13	2	1,399	334	12	0	346
Extortion/Blackmail	0	0	0	0	1	0	0	1	0	0	0	0
Fraud Offenses	48	0	0	48	67	0	0	67	12	0	0	12
Gambling Offenses	0	0	0	0	0	0	0	0	0	0	0	0
Homicide Offenses	35	0	0	35	4	0	0	4	0	0	0	0
Human Trafficking	0	0	0	0	0	0	0	0	0	0	0	0
Kidnapping/Abduction	12	0	0	12	5	0	0	5	0	0	0	0
Larceny/Theft Offenses	264	2	0	266	555	20	6	581	93	2	0	95
Motor Vehicle Theft	12	2	0	14	28	0	0	28	6	0	0	6
Pornography/Obscene Material	5	0	0	5	1	0	0	1	1	0	0	1
Prostitution Offenses	0	0	0	0	0	0	0	0	0	0	0	0
Robbery	9	0	0	9	20	0	0	20	0	0	0	0
Sex Offenses, Forcible	125	2	0	127	2	0	0	2	1	0	0	1
Sex Offenses, Nonforcible	4	0	0	4	1	0	0	1	0	0	0	0
Stolen Property Offenses (Receiving, etc.)	15	0	0	15	43	0	0	43	18	0	0	18
Weapon Law Violations	39	0	0	39	44	0	0	44	21	3	1	25
TOTAL GROUP-A ARRESTS	2,177	32	3	2,212	2,799	48	19	2,866	740	45	3	788

GROUP-B												
Curfew/Loitering/Vagrancy	0	0	0	0	0	0	0	0	0	0	0	0
Disorderly Conduct	82	7	1	90	164	3	0	167	22	11	0	33
Driving Under the Influence	261	2	0	263	431	0	0	431	99	2	0	101
Drunkenness	337	17	0	354	685	9	2	696	150	4	1	155
Family Offenses (Non-Violent)	31	0	0	31	68	0	0	68	41	0	0	41
Liquor Law Violations	6	0	0	6	35	5	0	40	0	0	1	1
Peeping Tom	0	0	0	0	0	0	0	0	0	0	0	0
Runaway	0	0	0	0	0	0	0	0	0	1	0	1
Trespass of Real Property	56	4	0	60	156	3	5	164	29	0	0	29
All Other Offenses	2,095	10	4	2,109	3,880	7	22	3,909	1,020	9	2	1,031
TOTAL GROUP-B ARRESTS	2,868	40	5	2,913	5,419	27	29	5,475	1,361	27	4	1,392

TOTAL ARRESTS	5,045	72	8	5,125	8,218	75	48	8,341	2,101	72	7	2,180
----------------------	--------------	-----------	----------	--------------	--------------	-----------	-----------	--------------	--------------	-----------	----------	--------------

TOTAL ARRESTS BY COUNTY - ADULT AND JUVENILE

GROUP-A	PULASKI				ROBERTSON				ROCKCASTLE			
	ADULT	JUV	UNK	TOTAL	ADULT	JUV	UNK	TOTAL	ADULT	JUV	UNK	TOTAL
Animal Cruelty	3	0	0	3	0	0	0	0	2	0	0	2
Arson	3	1	0	4	0	0	0	0	0	0	0	0
Assault Offenses	466	16	0	482	9	0	0	9	156	8	0	164
Bribery	2	0	0	2	0	0	0	0	1	0	0	1
Burglary/Breaking and Entering	107	2	0	109	1	0	0	1	53	0	0	53
Counterfeiting/Forgery	76	0	1	77	0	0	0	0	55	0	0	55
Destruction/Damage/Vandalism Of Property	69	2	0	71	2	0	0	2	46	0	0	46
Drug/Narcotic Offenses	1,224	4	1	1,229	5	0	0	5	809	8	0	817
Extortion/Blackmail	0	0	0	0	0	0	0	0	0	0	0	0
Fraud Offenses	110	0	0	110	4	0	0	4	48	0	0	48
Gambling Offenses	0	0	0	0	0	0	0	0	0	0	0	0
Homicide Offenses	12	0	0	12	0	0	0	0	12	4	0	16
Human Trafficking	0	0	0	0	0	0	0	0	0	0	0	0
Kidnapping/Abduction	11	0	0	11	1	0	0	1	1	0	0	1
Larceny/Theft Offenses	468	12	1	481	3	0	0	3	150	0	0	150
Motor Vehicle Theft	19	1	0	20	0	0	0	0	21	0	0	21
Pornography/Obscene Material	173	1	0	174	0	0	0	0	0	0	0	0
Prostitution Offenses	0	0	0	0	0	0	0	0	0	0	0	0
Robbery	18	0	0	18	0	0	0	0	14	0	0	14
Sex Offenses, Forcible	33	0	0	33	0	1	0	1	6	0	0	6
Sex Offenses, Nonforcible	14	0	0	14	0	0	0	0	6	0	0	6
Stolen Property Offenses (Receiving, etc.)	90	1	0	91	1	0	0	1	45	0	0	45
Weapon Law Violations	90	1	0	91	3	0	0	3	25	1	0	26
TOTAL GROUP-A ARRESTS	2,988	41	3	3,032	29	1	0	30	1,450	21	0	1,471

GROUP-B												
Curfew/Loitering/Vagrancy	0	0	0	0	0	0	0	0	1	0	0	1
Disorderly Conduct	94	2	0	96	0	0	0	0	46	2	0	48
Driving Under the Influence	366	0	0	366	6	0	0	6	169	2	0	171
Drunkenness	437	1	0	438	3	0	0	3	192	0	1	193
Family Offenses (Non-Violent)	127	2	0	129	1	0	0	1	183	0	1	184
Liquor Law Violations	4	0	0	4	0	0	0	0	1	0	0	1
Peeping Tom	1	0	0	1	0	0	0	0	0	0	0	0
Runaway	0	0	0	0	0	0	0	0	0	0	0	0
Trespass of Real Property	94	1	0	95	0	0	0	0	52	0	0	52
All Other Offenses	4,177	18	0	4,195	37	0	0	37	1,153	2	2	1,157
TOTAL GROUP-B ARRESTS	5,300	24	0	5,324	47	0	0	47	1,797	6	4	1,807

TOTAL ARRESTS	8,288	65	3	8,356	76	1	0	77	3,247	27	4	3,278
----------------------	--------------	-----------	----------	--------------	-----------	----------	----------	-----------	--------------	-----------	----------	--------------

TOTAL ARRESTS BY COUNTY - ADULT AND JUVENILE

GROUP-A	ROWAN				RUSSELL				SCOTT			
	ADULT	JUV	UNK	TOTAL	ADULT	JUV	UNK	TOTAL	ADULT	JUV	UNK	TOTAL
Animal Cruelty	0	0	0	0	4	0	0	4	2	0	0	2
Arson	1	0	0	1	0	0	0	0	2	1	0	3
Assault Offenses	131	8	0	139	163	3	0	166	320	18	0	338
Bribery	0	0	0	0	3	0	0	3	0	0	0	0
Burglary/Breaking and Entering	35	0	0	35	15	0	0	15	58	0	0	58
Counterfeiting/Forgery	25	0	1	26	10	0	0	10	90	0	0	90
Destruction/Damage/Vandalism Of Property	36	0	0	36	36	0	0	36	54	2	0	56
Drug/Narcotic Offenses	464	6	0	470	567	6	0	573	684	9	1	694
Extortion/Blackmail	0	0	0	0	0	0	0	0	0	0	0	0
Fraud Offenses	13	0	0	13	9	0	0	9	35	0	0	35
Gambling Offenses	0	0	0	0	0	0	0	0	0	0	0	0
Homicide Offenses	2	0	0	2	0	0	0	0	10	0	0	10
Human Trafficking	0	0	0	0	0	0	0	0	0	0	0	0
Kidnapping/Abduction	3	0	0	3	3	0	0	3	15	0	0	15
Larceny/Theft Offenses	194	9	1	204	315	0	2	317	242	3	1	246
Motor Vehicle Theft	10	0	0	10	10	0	0	10	12	0	0	12
Pornography/Obscene Material	0	0	0	0	129	0	0	129	27	2	0	29
Prostitution Offenses	0	0	0	0	0	0	0	0	0	0	0	0
Robbery	3	0	0	3	2	0	0	2	11	6	0	17
Sex Offenses, Forcible	8	0	0	8	70	0	0	70	20	0	0	20
Sex Offenses, Nonforcible	0	0	0	0	32	0	0	32	6	0	0	6
Stolen Property Offenses (Receiving, etc.)	48	1	0	49	20	0	0	20	97	1	0	98
Weapon Law Violations	14	1	0	15	27	0	0	27	38	1	0	39
TOTAL GROUP-A ARRESTS	987	25	2	1,014	1,415	9	2	1,426	1,723	43	2	1,768

GROUP-B												
Curfew/Loitering/Vagrancy	0	0	0	0	0	0	0	0	2	0	0	2
Disorderly Conduct	45	3	0	48	35	1	0	36	70	1	0	71
Driving Under the Influence	200	0	2	202	127	0	0	127	291	0	0	291
Drunkenness	183	1	1	185	111	1	0	112	249	2	0	251
Family Offenses (Non-Violent)	28	0	0	28	27	0	0	27	87	0	0	87
Liquor Law Violations	24	4	0	28	3	0	0	3	9	1	0	10
Peeping Tom	0	0	0	0	0	0	0	0	0	0	0	0
Runaway	3	1	0	4	0	0	0	0	0	0	0	0
Trespass of Real Property	21	0	0	21	18	0	0	18	38	0	0	38
All Other Offenses	1,518	3	0	1,521	852	6	2	860	1,367	2	1	1,370
TOTAL GROUP-B ARRESTS	2,022	12	3	2,037	1,173	8	2	1,183	2,113	6	1	2,120

TOTAL ARRESTS	3,009	37	5	3,051	2,588	17	4	2,609	3,836	49	3	3,888
----------------------	--------------	-----------	----------	--------------	--------------	-----------	----------	--------------	--------------	-----------	----------	--------------

TOTAL ARRESTS BY COUNTY - ADULT AND JUVENILE

GROUP-A	SHELBY				SIMPSON				SPENCER			
	ADULT	JUV	UNK	TOTAL	ADULT	JUV	UNK	TOTAL	ADULT	JUV	UNK	TOTAL
Animal Cruelty	1	0	0	1	1	0	0	1	25	0	0	25
Arson	0	0	0	0	0	0	0	0	0	0	0	0
Assault Offenses	257	52	2	311	179	3	0	182	124	6	0	130
Bribery	1	0	0	1	0	0	0	0	0	0	0	0
Burglary/Breaking and Entering	62	12	0	74	38	11	0	49	5	0	0	5
Counterfeiting/Forgery	36	0	0	36	20	0	0	20	9	0	0	9
Destruction/Damage/Vandalism Of Property	50	16	0	66	37	1	0	38	15	0	0	15
Drug/Narcotic Offenses	891	34	0	925	634	7	2	643	420	12	0	432
Extortion/Blackmail	0	0	0	0	0	0	0	0	0	0	0	0
Fraud Offenses	50	0	1	51	28	0	0	28	4	0	0	4
Gambling Offenses	0	0	0	0	2	0	0	2	0	0	0	0
Homicide Offenses	11	0	0	11	7	0	0	7	6	0	0	6
Human Trafficking	0	0	0	0	0	0	0	0	0	0	0	0
Kidnapping/Abduction	3	0	0	3	6	0	0	6	2	0	0	2
Larceny/Theft Offenses	259	12	4	275	114	1	0	115	35	1	0	36
Motor Vehicle Theft	10	1	0	11	11	0	0	11	2	0	0	2
Pornography/Obscene Material	96	1	0	97	0	0	0	0	0	2	0	2
Prostitution Offenses	0	0	0	0	0	0	0	0	0	0	0	0
Robbery	15	2	0	17	8	2	0	10	0	0	0	0
Sex Offenses, Forcible	101	0	0	101	4	0	0	4	2	0	0	2
Sex Offenses, Nonforcible	0	0	0	0	1	0	0	1	0	0	0	0
Stolen Property Offenses (Receiving, etc.)	43	0	0	43	31	3	0	34	6	0	0	6
Weapon Law Violations	72	3	0	75	30	2	0	32	14	1	0	15
TOTAL GROUP-A ARRESTS	1,958	133	7	2,098	1,151	30	2	1,183	669	22	0	691

GROUP-B												
Curfew/Loitering/Vagrancy	2	0	0	2	1	0	0	1	0	0	0	0
Disorderly Conduct	49	24	0	73	23	0	0	23	15	0	0	15
Driving Under the Influence	295	2	0	297	115	0	1	116	148	2	0	150
Drunkenness	128	4	0	132	66	0	0	66	33	1	0	34
Family Offenses (Non-Violent)	18	0	0	18	52	0	0	52	15	0	0	15
Liquor Law Violations	9	8	0	17	3	0	0	3	9	1	0	10
Peeping Tom	0	0	0	0	2	0	0	2	0	0	0	0
Runaway	0	0	0	0	0	0	0	0	0	1	0	1
Trespass of Real Property	50	6	0	56	28	3	0	31	3	0	0	3
All Other Offenses	1,503	48	13	1,564	1,124	9	2	1,135	465	9	0	474
TOTAL GROUP-B ARRESTS	2,054	92	13	2,159	1,414	12	3	1,429	688	14	0	702

TOTAL ARRESTS	4,012	225	20	4,257	2,565	42	5	2,612	1,357	36	0	1,393
----------------------	--------------	------------	-----------	--------------	--------------	-----------	----------	--------------	--------------	-----------	----------	--------------

TOTAL ARRESTS BY COUNTY - ADULT AND JUVENILE

GROUP-A	TAYLOR				TODD				TRIGG			
	ADULT	JUV	UNK	TOTAL	ADULT	JUV	UNK	TOTAL	ADULT	JUV	UNK	TOTAL
Animal Cruelty	1	0	0	1	4	0	0	4	6	0	0	6
Arson	5	0	0	5	2	0	0	2	3	0	0	3
Assault Offenses	278	13	2	293	65	0	0	65	175	6	0	181
Bribery	0	0	0	0	3	0	0	3	2	0	0	2
Burglary/Breaking and Entering	112	0	1	113	21	0	0	21	22	0	0	22
Counterfeiting/Forgery	75	0	0	75	10	0	0	10	10	0	0	10
Destruction/Damage/Vandalism Of Property	61	3	1	65	15	2	0	17	31	2	0	33
Drug/Narcotic Offenses	689	7	2	698	222	6	0	228	259	12	0	271
Extortion/Blackmail	0	0	0	0	0	0	0	0	0	0	0	0
Fraud Offenses	40	1	0	41	20	0	0	20	10	0	0	10
Gambling Offenses	0	0	0	0	0	0	0	0	0	0	0	0
Homicide Offenses	2	0	0	2	0	0	0	0	5	0	0	5
Human Trafficking	0	0	0	0	0	0	0	0	0	0	0	0
Kidnapping/Abduction	4	0	0	4	1	0	0	1	7	0	0	7
Larceny/Theft Offenses	365	6	1	372	99	3	0	102	99	3	0	102
Motor Vehicle Theft	24	0	0	24	9	0	0	9	10	0	0	10
Pornography/Obscene Material	16	0	0	16	2	0	0	2	0	0	0	0
Prostitution Offenses	0	0	0	0	0	0	0	0	0	0	0	0
Robbery	8	0	0	8	1	0	0	1	4	0	0	4
Sex Offenses, Forcible	83	4	0	87	22	0	0	22	5	1	0	6
Sex Offenses, Nonforcible	35	0	0	35	1	0	0	1	0	0	0	0
Stolen Property Offenses (Receiving, etc.)	75	0	0	75	17	1	0	18	6	0	0	6
Weapon Law Violations	43	1	0	44	15	0	0	15	14	0	0	14
TOTAL GROUP-A ARRESTS	1,916	35	7	1,958	529	12	0	541	668	24	0	692

GROUP-B												
Curfew/Loitering/Vagrancy	0	0	0	0	0	0	0	0	0	0	0	0
Disorderly Conduct	33	2	0	35	11	0	0	11	25	2	0	27
Driving Under the Influence	158	0	1	159	32	0	0	32	102	0	0	102
Drunkenness	165	2	0	167	23	1	0	24	130	0	0	130
Family Offenses (Non-Violent)	37	0	0	37	17	0	0	17	43	0	0	43
Liquor Law Violations	8	1	0	9	1	0	0	1	3	0	0	3
Peeping Tom	0	0	0	0	0	0	0	0	0	0	0	0
Runaway	0	0	0	0	0	0	0	0	0	0	0	0
Trespass of Real Property	51	0	0	51	13	0	0	13	10	0	0	10
All Other Offenses	2,022	15	8	2,045	363	0	0	363	399	6	0	405
TOTAL GROUP-B ARRESTS	2,474	20	9	2,503	460	1	0	461	712	8	0	720

TOTAL ARRESTS	4,390	55	16	4,461	989	13	0	1,002	1,380	32	0	1,412
----------------------	--------------	-----------	-----------	--------------	------------	-----------	----------	--------------	--------------	-----------	----------	--------------

TOTAL ARRESTS BY COUNTY - ADULT AND JUVENILE

GROUP-A	TRIMBLE				UNION				WARREN			
	ADULT	JUV	UNK	TOTAL	ADULT	JUV	UNK	TOTAL	ADULT	JUV	UNK	TOTAL
Animal Cruelty	0	0	0	0	2	0	0	2	8	0	1	9
Arson	0	0	0	0	1	0	0	1	6	1	0	7
Assault Offenses	39	13	2	54	123	5	0	128	1,201	46	0	1,247
Bribery	0	0	0	0	0	0	0	0	1	0	0	1
Burglary/Breaking and Entering	4	0	0	4	18	2	0	20	147	8	0	155
Counterfeiting/Forgery	6	0	0	6	6	0	0	6	471	0	0	471
Destruction/Damage/Vandalism Of Property	10	2	0	12	23	0	0	23	221	14	0	235
Drug/Narcotic Offenses	176	13	0	189	178	2	0	180	3,789	53	1	3,843
Extortion/Blackmail	0	0	0	0	0	0	0	0	0	0	0	0
Fraud Offenses	3	0	0	3	2	0	0	2	223	1	0	224
Gambling Offenses	0	0	0	0	0	0	0	0	0	0	0	0
Homicide Offenses	2	0	0	2	6	0	0	6	14	0	0	14
Human Trafficking	0	0	0	0	0	0	0	0	1	0	0	1
Kidnapping/Abduction	1	0	0	1	2	0	0	2	35	0	0	35
Larceny/Theft Offenses	19	0	1	20	149	1	0	150	1,223	99	0	1,322
Motor Vehicle Theft	4	0	0	4	4	1	0	5	35	2	0	37
Pornography/Obscene Material	1	0	0	1	3	0	0	3	112	20	0	132
Prostitution Offenses	0	0	0	0	0	0	0	0	1	0	0	1
Robbery	0	0	0	0	2	0	0	2	49	1	0	50
Sex Offenses, Forcible	5	0	0	5	3	0	0	3	44	7	0	51
Sex Offenses, Nonforcible	8	0	0	8	0	0	0	0	5	0	0	5
Stolen Property Offenses (Receiving, etc.)	1	0	0	1	8	1	0	9	234	16	3	253
Weapon Law Violations	7	0	0	7	19	3	0	22	186	3	0	189
TOTAL GROUP-A ARRESTS	286	28	3	317	549	15	0	564	8,006	271	5	8,282

GROUP-B												
Curfew/Loitering/Vagrancy	0	0	0	0	1	0	0	1	0	0	0	0
Disorderly Conduct	7	2	0	9	21	0	0	21	230	7	1	238
Driving Under the Influence	41	0	1	42	38	0	0	38	870	6	0	876
Drunkenness	11	0	0	11	38	0	0	38	869	10	0	879
Family Offenses (Non-Violent)	18	0	0	18	13	0	0	13	160	0	0	160
Liquor Law Violations	2	0	0	2	4	0	0	4	83	2	0	85
Peeping Tom	0	0	0	0	0	0	0	0	0	0	0	0
Runaway	0	0	0	0	0	0	0	0	1	4	0	5
Trespass of Real Property	10	0	0	10	32	1	0	33	136	12	1	149
All Other Offenses	238	3	1	242	413	6	0	419	6,168	34	6	6,208
TOTAL GROUP-B ARRESTS	327	5	2	334	560	7	0	567	8,517	75	8	8,600

TOTAL ARRESTS	613	33	5	651	1,109	22	0	1,131	16,523	346	13	16,882
----------------------	------------	-----------	----------	------------	--------------	-----------	----------	--------------	---------------	------------	-----------	---------------

TOTAL ARRESTS BY COUNTY - ADULT AND JUVENILE

GROUP-A	WASHINGTON				WAYNE				WEBSTER			
	ADULT	JUV	UNK	TOTAL	ADULT	JUV	UNK	TOTAL	ADULT	JUV	UNK	TOTAL
Animal Cruelty	0	0	0	0	0	0	0	0	2	0	0	2
Arson	0	0	0	0	1	0	0	1	0	0	0	0
Assault Offenses	119	9	0	128	324	31	0	355	131	3	0	134
Bribery	0	0	0	0	17	0	0	17	1	0	0	1
Burglary/Breaking and Entering	12	1	0	13	42	0	0	42	16	1	0	17
Counterfeiting/Forgery	20	0	0	20	90	0	0	90	6	0	0	6
Destruction/Damage/Vandalism Of Property	12	1	0	13	38	13	0	51	12	3	0	15
Drug/Narcotic Offenses	274	11	0	285	518	18	0	536	205	1	0	206
Extortion/Blackmail	0	0	0	0	0	0	0	0	0	0	0	0
Fraud Offenses	32	0	0	32	21	0	0	21	11	0	0	11
Gambling Offenses	0	0	0	0	0	0	0	0	0	0	0	0
Homicide Offenses	0	0	0	0	1	3	0	4	0	0	0	0
Human Trafficking	0	0	0	0	0	0	0	0	0	0	0	0
Kidnapping/Abduction	5	0	0	5	9	0	0	9	0	0	0	0
Larceny/Theft Offenses	100	0	0	100	151	3	0	154	124	1	0	125
Motor Vehicle Theft	3	0	0	3	6	0	0	6	5	3	0	8
Pornography/Obscene Material	1	0	0	1	0	21	0	21	4	0	0	4
Prostitution Offenses	0	0	0	0	0	0	0	0	0	0	0	0
Robbery	0	3	0	3	5	2	0	7	1	0	0	1
Sex Offenses, Forcible	11	0	0	11	17	1	0	18	3	0	0	3
Sex Offenses, Nonforcible	4	0	0	4	13	0	0	13	1	0	0	1
Stolen Property Offenses (Receiving, etc.)	10	1	0	11	23	0	0	23	10	0	0	10
Weapon Law Violations	19	1	0	20	22	1	0	23	12	0	0	12
TOTAL GROUP-A ARRESTS	622	27	0	649	1,298	93	0	1,391	544	12	0	556

GROUP-B												
Curfew/Loitering/Vagrancy	0	0	0	0	0	0	0	0	0	0	0	0
Disorderly Conduct	23	0	0	23	31	21	0	52	17	1	1	19
Driving Under the Influence	49	2	0	51	110	0	0	110	43	0	0	43
Drunkenness	41	3	0	44	127	3	2	132	38	1	1	40
Family Offenses (Non-Violent)	8	0	0	8	55	0	0	55	17	0	0	17
Liquor Law Violations	4	2	0	6	3	0	0	3	0	0	0	0
Peeping Tom	0	0	0	0	0	0	0	0	0	0	0	0
Runaway	0	0	0	0	0	1	0	1	0	1	0	1
Trespass of Real Property	14	0	0	14	35	3	0	38	16	0	0	16
All Other Offenses	441	11	0	452	1,711	22	4	1,737	461	4	1	466
TOTAL GROUP-B ARRESTS	580	18	0	598	2,072	50	6	2,128	592	7	3	602

TOTAL ARRESTS	1,202	45	0	1,247	3,370	143	6	3,519	1,136	19	3	1,158
----------------------	--------------	-----------	----------	--------------	--------------	------------	----------	--------------	--------------	-----------	----------	--------------

TOTAL ARRESTS BY COUNTY - ADULT AND JUVENILE

GROUP-A	WHITLEY				WOLFE				WOODFORD			
	ADULT	JUV	UNK	TOTAL	ADULT	JUV	UNK	TOTAL	ADULT	JUV	UNK	TOTAL
Animal Cruelty	2	0	0	2	1	0	0	1	1	0	0	1
Arson	4	0	0	4	0	0	0	0	0	0	0	0
Assault Offenses	305	17	0	322	59	12	0	71	81	0	0	81
Bribery	4	0	0	4	0	0	0	0	0	0	0	0
Burglary/Breaking and Entering	25	0	0	25	2	2	0	4	10	0	0	10
Counterfeiting/Forgery	27	0	0	27	7	0	0	7	21	0	0	21
Destruction/Damage/Vandalism Of Property	54	5	0	59	12	5	1	18	10	0	0	10
Drug/Narcotic Offenses	669	5	4	678	239	0	3	242	467	4	0	471
Extortion/Blackmail	0	0	0	0	0	0	0	0	0	0	0	0
Fraud Offenses	26	0	0	26	7	0	0	7	6	0	0	6
Gambling Offenses	0	0	0	0	0	0	0	0	0	0	0	0
Homicide Offenses	16	0	0	16	1	0	0	1	1	0	0	1
Human Trafficking	0	0	0	0	0	0	0	0	0	0	0	0
Kidnapping/Abduction	4	0	0	4	1	0	0	1	0	0	0	0
Larceny/Theft Offenses	149	5	0	154	37	1	1	39	43	0	0	43
Motor Vehicle Theft	32	0	0	32	4	0	0	4	5	0	0	5
Pornography/Obscene Material	0	0	0	0	1	0	0	1	101	0	0	101
Prostitution Offenses	2	0	0	2	0	0	0	0	0	0	0	0
Robbery	3	0	0	3	2	0	0	2	3	0	0	3
Sex Offenses, Forcible	8	0	0	8	1	0	0	1	0	0	0	0
Sex Offenses, Nonforcible	0	0	0	0	0	0	0	0	1	0	0	1
Stolen Property Offenses (Receiving, etc.)	56	1	0	57	12	0	0	12	16	0	0	16
Weapon Law Violations	37	0	0	37	10	0	0	10	13	0	0	13
TOTAL GROUP-A ARRESTS	1,423	33	4	1,460	396	20	5	421	779	4	0	783

GROUP-B												
Curfew/Loitering/Vagrancy	0	0	0	0	0	0	0	0	0	0	0	0
Disorderly Conduct	72	10	0	82	10	2	0	12	13	0	0	13
Driving Under the Influence	237	0	0	237	72	0	0	72	195	1	0	196
Drunkenness	304	2	0	306	72	0	0	72	65	0	0	65
Family Offenses (Non-Violent)	39	0	0	39	33	0	0	33	21	0	0	21
Liquor Law Violations	16	0	0	16	2	1	0	3	4	0	0	4
Peeping Tom	0	0	0	0	0	0	0	0	0	0	0	0
Runaway	2	3	0	5	0	0	0	0	0	0	0	0
Trespass of Real Property	67	6	0	73	10	0	0	10	6	0	0	6
All Other Offenses	1,835	10	4	1,849	428	2	1	431	414	1	0	415
TOTAL GROUP-B ARRESTS	2,572	31	4	2,607	627	5	1	633	718	2	0	720

TOTAL ARRESTS	3,995	64	8	4,067	1,023	25	6	1,054	1,497	6	0	1,503
----------------------	--------------	-----------	----------	--------------	--------------	-----------	----------	--------------	--------------	----------	----------	--------------

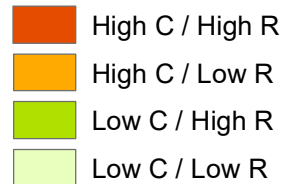
TOTAL ARRESTS BY COUNTY - ADULT AND JUVENILE

GROUP-A	County Not Indicated On Arresting Document			
	Adult	Juvenile	Unknown	Total
Animal Cruelty	0	0	0	0
Arson	0	0	0	0
Assault Offenses	0	0	0	0
Bribery	0	0	0	0
Burglary/Breaking and Entering	0	0	0	0
Counterfeiting/Forgery	0	0	0	0
Destruction/Damage/Vandalism Of Property	0	0	0	0
Drug/Narcotic Offenses	0	0	0	0
Extortion/Blackmail	0	0	0	0
Fraud Offenses	0	0	0	0
Gambling Offenses	0	0	0	0
Homicide Offenses	0	0	0	0
Human Trafficking	0	0	0	0
Kidnapping/Abduction	0	0	0	0
Larceny/Theft Offenses	0	0	0	0
Motor Vehicle Theft	0	0	0	0
Pornography/Obscene Material	0	0	0	0
Prostitution Offenses	0	0	0	0
Robbery	0	0	0	0
Sex Offenses, Forcible	0	0	0	0
Sex Offenses, Nonforcible	0	0	0	0
Stolen Property Offenses (Receiving, etc.)	0	0	0	0
Weapon Law Violations	0	0	0	0
TOTAL GROUP-A ARRESTS	0	0	0	0

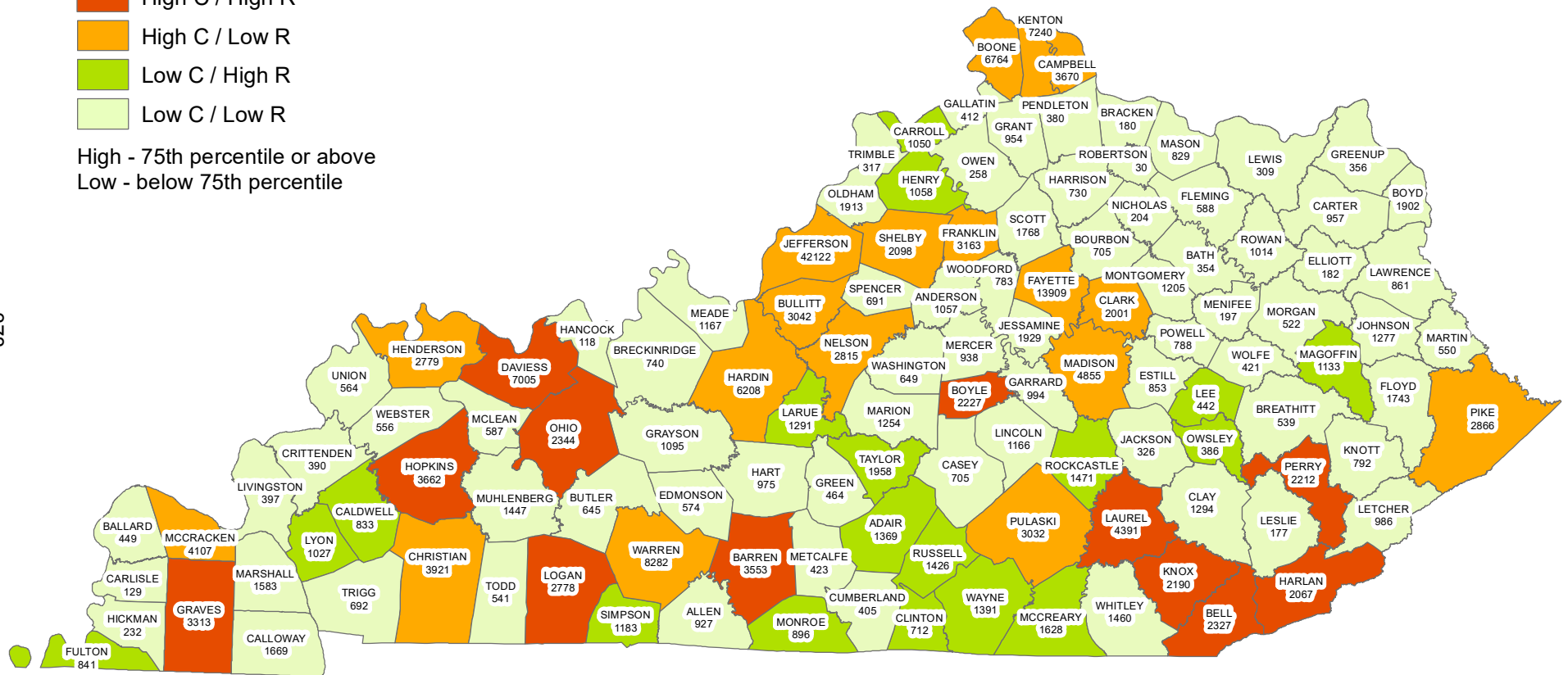
GROUP-B				
Curfew/Loitering/Vagrancy	0	0	0	0
Disorderly Conduct	0	0	0	0
Driving Under the Influence	0	0	0	0
Drunkenness	0	0	0	0
Family Offenses (Non-Violent)	0	0	0	0
Liquor Law Violations	0	0	0	0
Peeping Tom	0	0	0	0
Runaway	0	0	0	0
Trespass of Real Property	0	0	0	0
All Other Offenses	2	1	0	3
TOTAL GROUP-B ARRESTS	2	1	0	3

TOTAL CRIMES	2	1	0	3
---------------------	----------	----------	----------	----------

Kentucky State Police
Criminal Identification and Records Branch
GIS Section



High - 75th percentile or above
Low - below 75th percentile

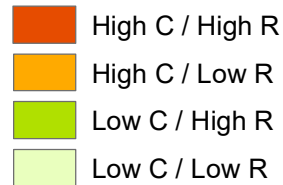


Year 2017

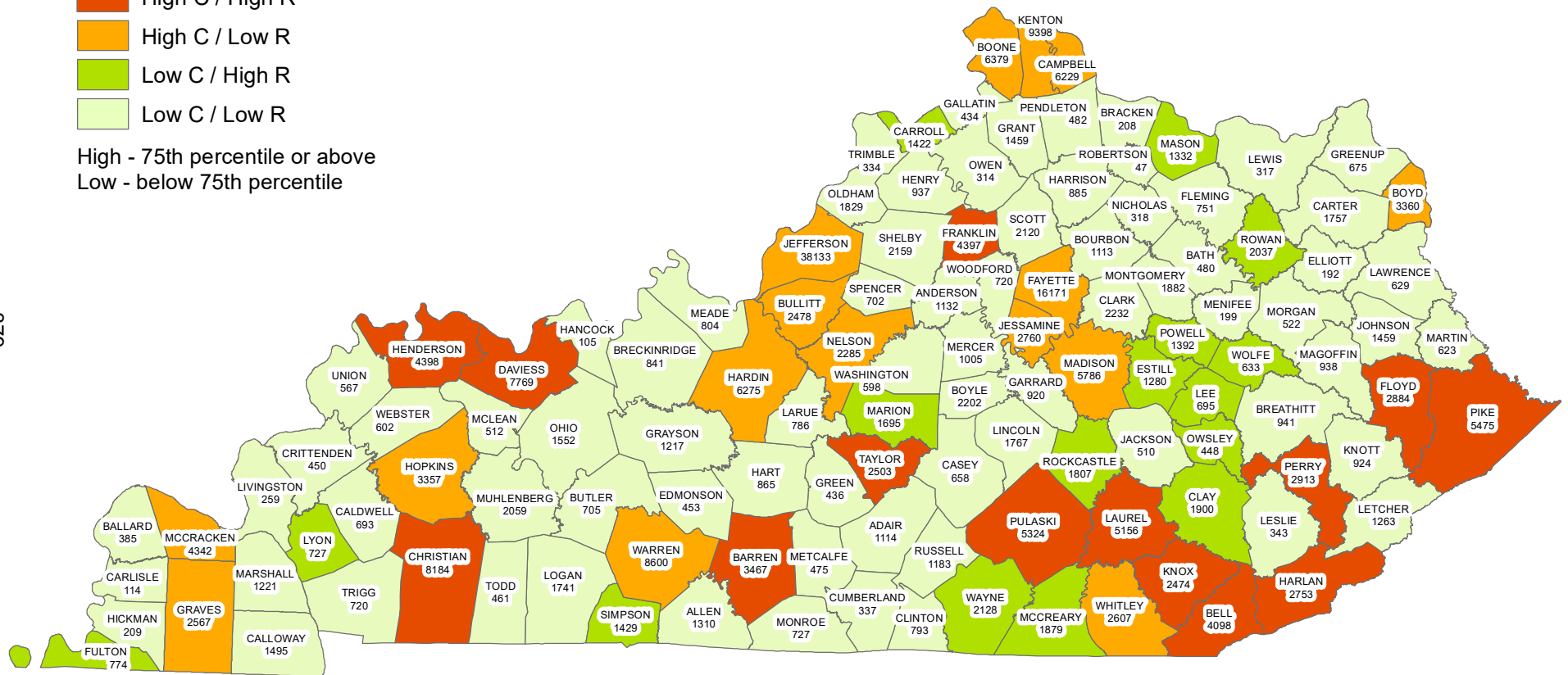
Group-A Arrests by County

R - total number of offenses divided by total county population (Rate per capita)

Kentucky State Police
Criminal Identification and Records Branch
GIS Section



High - 75th percentile or above
Low - below 75th percentile



Year 2017

Group-B Arrests by County

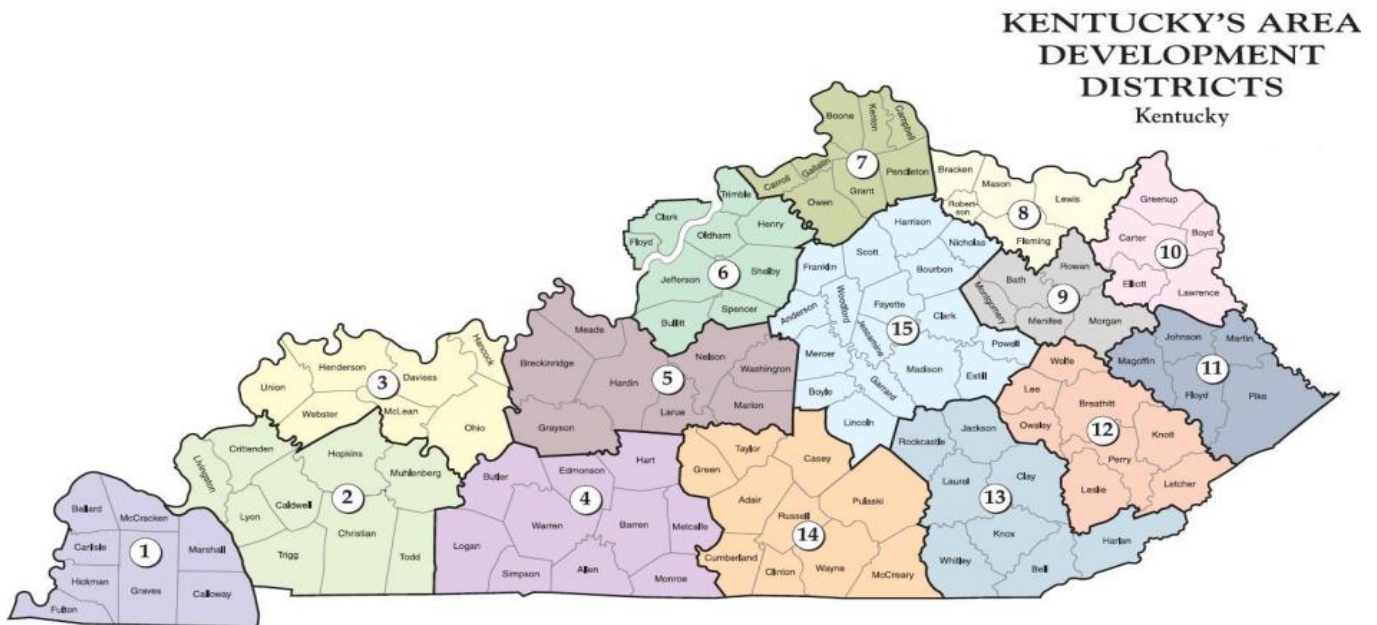


DRUG ARRESTS

DRUG ARRESTS

BY AREA DEVELOPMENT DISTRICT AND DRUG TYPE

AREA DEVELOPMENT DISTRICTS	OPIUM OR COCAINE AND THEIR DERIVATIVES	MARIJUANA	METH	HEROIN	OTHER DRUGS AND SYNTHETIC NARCOTICS	TOTAL DRUG LAW ARRESTS
1 - PURCHASE	250	1,657	1,065	30	2,598	5,600
2 - PENNYRILE	177	1,532	972	28	2,584	5,293
3 - GREEN RIVER	129	1,427	1,641	30	2,674	5,901
4 - BARREN RIVER	282	2,450	1,753	31	4,478	8,994
5 - LINCOLN TRAIL	262	1,957	1,465	190	3,384	7,258
6 - KIPDA	1,293	6,685	2,912	1,746	9,477	22,113
7 - NORTHERN KENTUCKY	526	2,661	909	1,091	4,666	9,853
8 - BUFFALO TRACE	38	212	61	52	427	790
9 - GATEWAY	36	239	246	126	706	1,353
10 - FIVCO	84	295	396	184	830	1,789
11 - BIG SANDY	105	569	539	28	2,530	3,771
12 - KENTUCKY RIVER	71	325	356	14	1,621	2,387
13 - CUMBERLAND VALLEY	161	1,020	1,579	32	4,245	7,037
14 - LAKE CUMBERLAND	150	1,013	1,326	88	2,630	5,207
15 - BLUEGRASS	1,270	3,197	2,009	1,431	7,250	15,157
TOTAL	4,834	25,239	17,229	5,101	50,100	102,503



**DRUG ARRESTS
BY COUNTY AND DRUG TYPE**

COUNTY	OPIUM OR COCAINE AND THEIR DERIVATIVES	MARIJUANA	METH	HEROIN	OTHER DRUGS AND SYNTHETIC NARCOTICS	TOTAL
ADAIR	9	113	116	0	210	448
ALLEN	18	103	136	0	217	474
ANDERSON	13	73	57	41	217	401
BALLARD	6	74	50	0	92	222
BARREN	27	343	336	4	815	1,525
BATH	4	34	22	12	86	158
BELL	12	143	370	1	692	1,218
BOONE	72	588	201	203	971	2,035
BOURBON	51	69	8	10	79	217
BOYD	32	150	159	100	366	807
BOYLE	55	192	322	117	557	1,243
BRACKEN	0	14	5	0	46	65
BREATHITT	9	31	32	1	125	198
BRECKINRIDGE	3	65	66	4	138	276
BULLITT	28	353	317	79	640	1,417
BUTLER	3	33	65	1	114	216
CALDWELL	31	81	92	1	128	333
CALLOWAY	23	198	132	2	323	678
CAMPBELL	119	630	107	313	1,142	2,311
CARLISLE	1	11	16	0	20	48
CARROLL	16	145	163	32	381	737
CARTER	18	53	117	74	152	414
CASEY	1	45	105	1	121	273
CHRISTIAN	72	409	199	8	583	1,271
CLARK	70	81	133	58	382	724
CLAY	2	54	50	2	187	295
CLINTON	26	50	81	0	120	277
CRITTENDEN	1	40	25	0	76	142
CUMBERLAND	18	39	43	12	86	198
DAVIESS	64	743	857	12	1,414	3,090
EDMONSON	0	69	40	4	160	273
ELLIOTT	0	19	11	1	40	71
ESTILL	16	57	86	32	266	457
FAYETTE	646	1,176	256	529	2,255	4,862
FLEMING	23	89	13	25	145	295
FLOYD	23	137	147	3	531	841
FRANKLIN	134	335	212	91	620	1,392
FULTON	37	115	73	5	136	366
GALLATIN	4	84	43	15	115	261
GARRARD	14	78	71	35	247	445
GRANT	14	94	92	48	233	481
GRAVES	60	403	292	16	652	1,423
GRAYSON	7	109	137	8	210	471
GREEN	2	53	22	0	92	169
GREENUP	9	25	8	3	66	111
HANCOCK	0	9	8	4	14	35
HARDIN	76	880	516	52	1,378	2,902
HARLAN	8	135	269	8	659	1,079
HARRISON	25	56	4	25	84	194

**DRUG ARRESTS
BY COUNTY AND DRUG TYPE**

COUNTY	OPIUM OR COCAINE AND THEIR DERIVATIVES	MARIJUANA	METH	HEROIN	OTHER DRUGS AND SYNTHETIC NARCOTICS	TOTAL
HART	5	68	108	0	168	349
HENDERSON	19	289	181	8	389	886
HENRY	14	157	130	22	301	624
HICKMAN	3	55	20	0	43	121
HOPKINS	23	358	343	6	791	1,521
JACKSON	0	22	54	1	89	166
JEFFERSON	1,159	5,359	2,097	1,556	7,371	17,542
JESSAMINE	23	109	118	130	314	694
JOHNSON	31	59	120	6	407	623
KENTON	296	1,069	258	447	1,687	3,757
KNOTT	6	33	77	1	226	343
KNOX	4	125	183	3	718	1,033
LARUE	29	200	198	4	354	785
LAUREL	113	310	345	10	1,085	1,863
LAWRENCE	25	48	101	6	206	386
LEE	2	27	48	1	128	206
LESLIE	1	7	6	0	35	49
LETCHER	13	39	72	9	281	414
LEWIS	1	23	17	7	74	122
LINCOLN	3	83	101	10	186	383
LIVINGSTON	4	56	38	0	61	159
LOGAN	41	340	197	4	698	1,280
LYON	23	311	59	11	387	791
MCCRACKEN	105	602	342	5	890	1,944
MCCREARY	17	104	157	1	657	936
MCLEAN	8	73	78	0	140	299
MADISON	92	412	311	244	1,063	2,122
MAGOFFIN	7	100	80	3	481	671
MARION	36	158	135	16	317	662
MARSHALL	15	199	140	2	442	798
MARTIN	29	66	98	13	241	447
MASON	14	85	25	20	159	303
MEADE	6	82	99	16	193	396
MENIFEE	0	16	13	3	31	63
MERCER	15	88	125	29	230	487
METCALFE	1	48	37	0	70	156
MONROE	9	101	108	3	243	464
MONTGOMERY	18	37	108	74	194	431
MORGAN	4	38	59	14	140	255
MUHLENBERG	12	119	131	2	338	602
NELSON	83	375	280	83	680	1,501
NICHOLAS	6	29	11	1	48	95
OHIO	27	208	434	6	553	1,228
OLDHAM	29	390	117	29	482	1,047
OWEN	2	27	23	19	84	155
OWSLEY	1	17	33	1	83	135
PENDLETON	3	24	22	14	53	116
PERRY	36	126	40	1	623	826
PIKE	15	207	94	3	870	1,189
POWELL	10	54	68	9	190	331

**DRUG ARRESTS
BY COUNTY AND DRUG TYPE**

COUNTY	OPIUM OR COCAINE AND THEIR DERIVATIVES	MARIJUANA	METH	HEROIN	OTHER DRUGS AND SYNTHETIC NARCOTICS	TOTAL
PULASKI	17	254	295	36	582	1,184
ROBERTSON	0	1	1	0	3	5
ROCKCASTLE	8	106	196	6	427	743
ROWAN	10	114	44	23	255	446
RUSSELL	10	135	165	1	247	558
SCOTT	70	145	89	59	289	652
SHELBY	54	249	146	48	395	892
SIMPSON	27	207	107	6	282	629
SPENCER	5	137	58	8	199	407
TAYLOR	23	142	142	28	313	648
TODD	9	58	54	0	99	220
TRIGG	2	100	31	0	121	254
TRIMBLE	4	40	47	4	89	184
UNION	4	63	34	0	70	171
WARREN	151	1,138	619	9	1,711	3,628
WASHINGTON	22	88	34	7	114	265
WAYNE	27	78	200	9	202	516
WEBSTER	7	42	49	0	94	192
WHITLEY	14	125	112	1	388	640
WOLFE	3	45	48	0	120	216
WOODFORD	27	160	37	11	223	458
TOTAL	4,834	25,239	17,229	5,101	50,100	102,503

R - total number of offenses divided by total county population (Rate per capita)

 High C / High R

High C / Low R

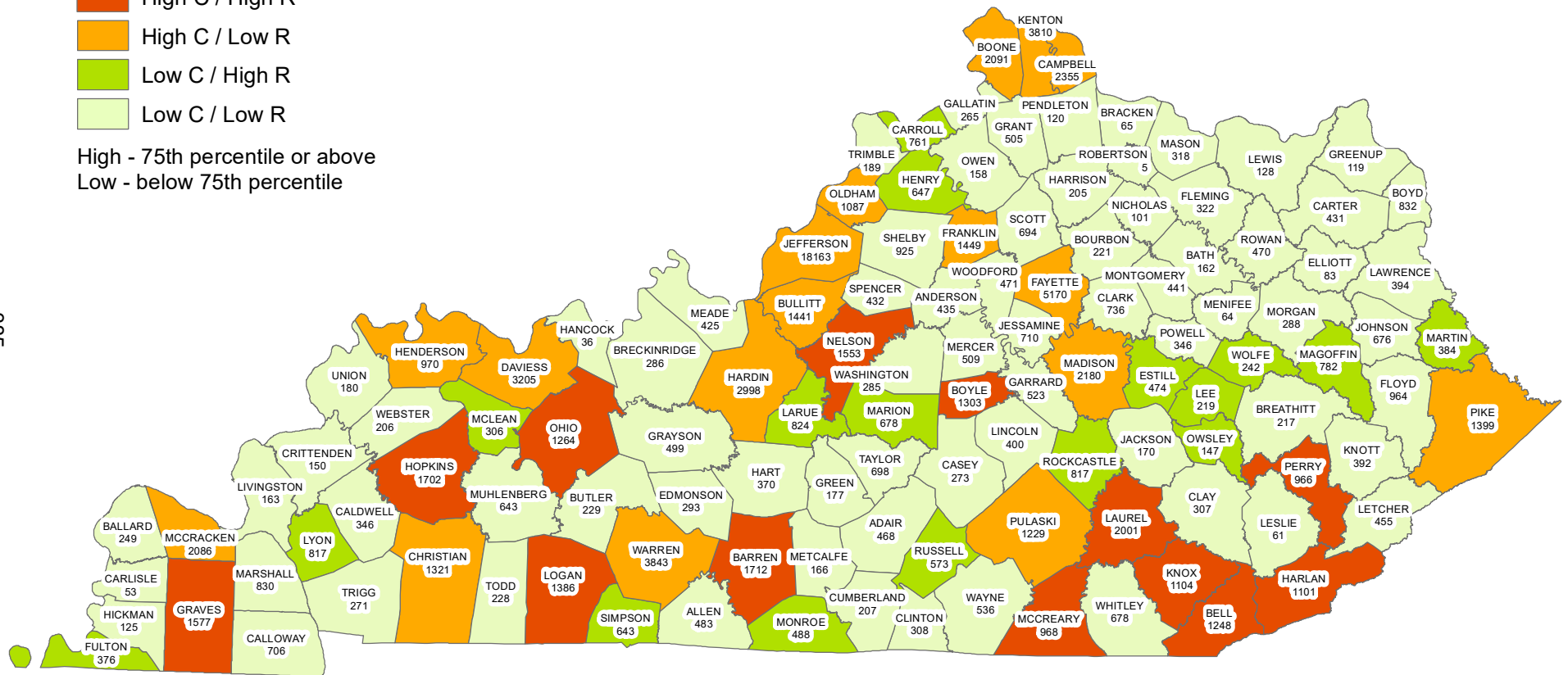
Low C / High R

Low C / Low R

High - 75th percentile or above

Low - below 75th percentile

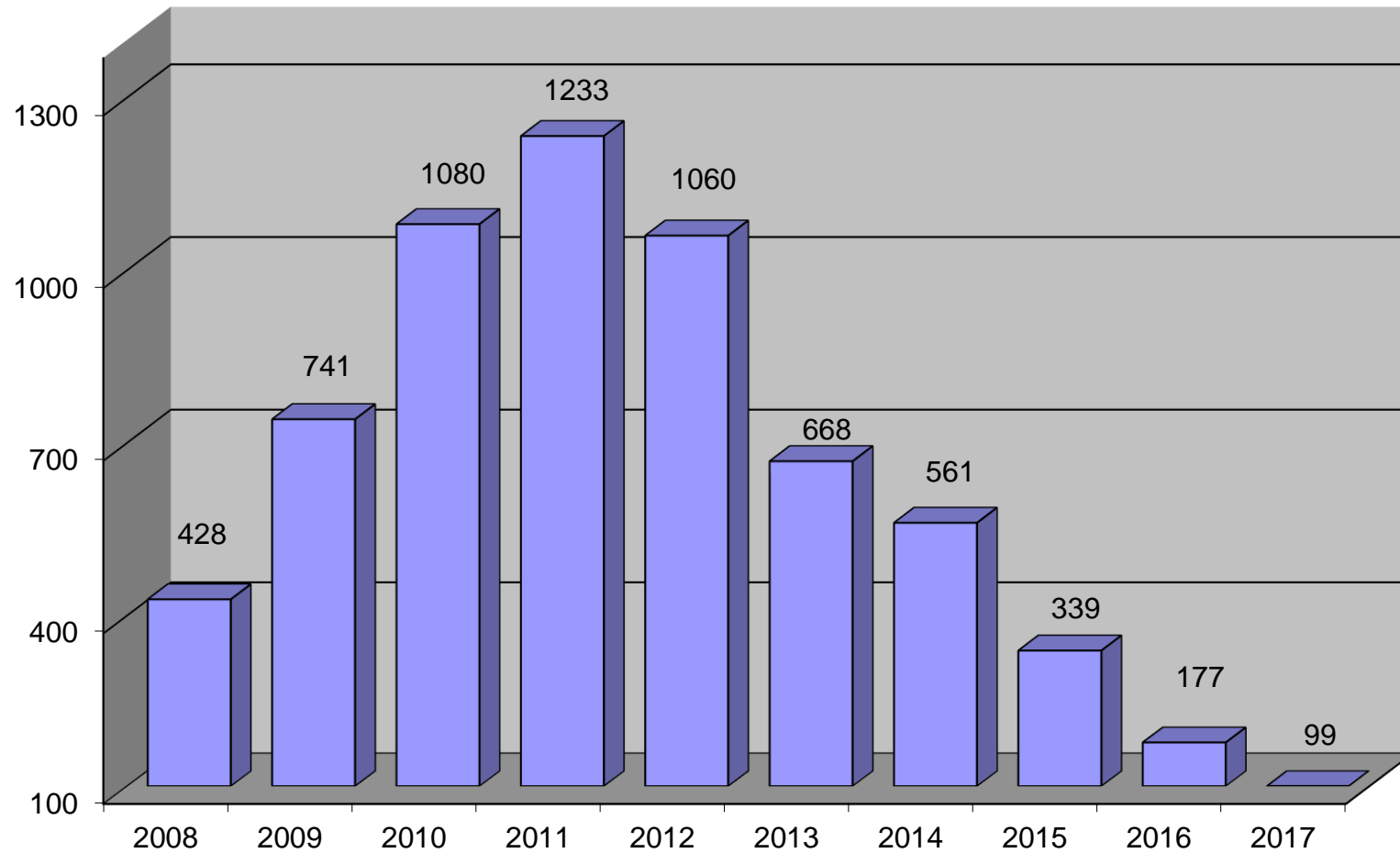
Kentucky State Police
Criminal Identification and Records Branch
GIS Section



Year 2017

Drug Law Arrests by County

Methamphetamine Lab Response for Kentucky
***Numbers Provided by EPIC, ACS Container Program, Louisville Metro Police Department**
2008 - 2017
State & Local Response



C - total number of offenses in a county (Count)

R - total number of offenses divided by total county population (Rate per capita)

Kentucky State Police
Criminal Identification and Records Branch
GIS Section

High C / High R

High C / Low R

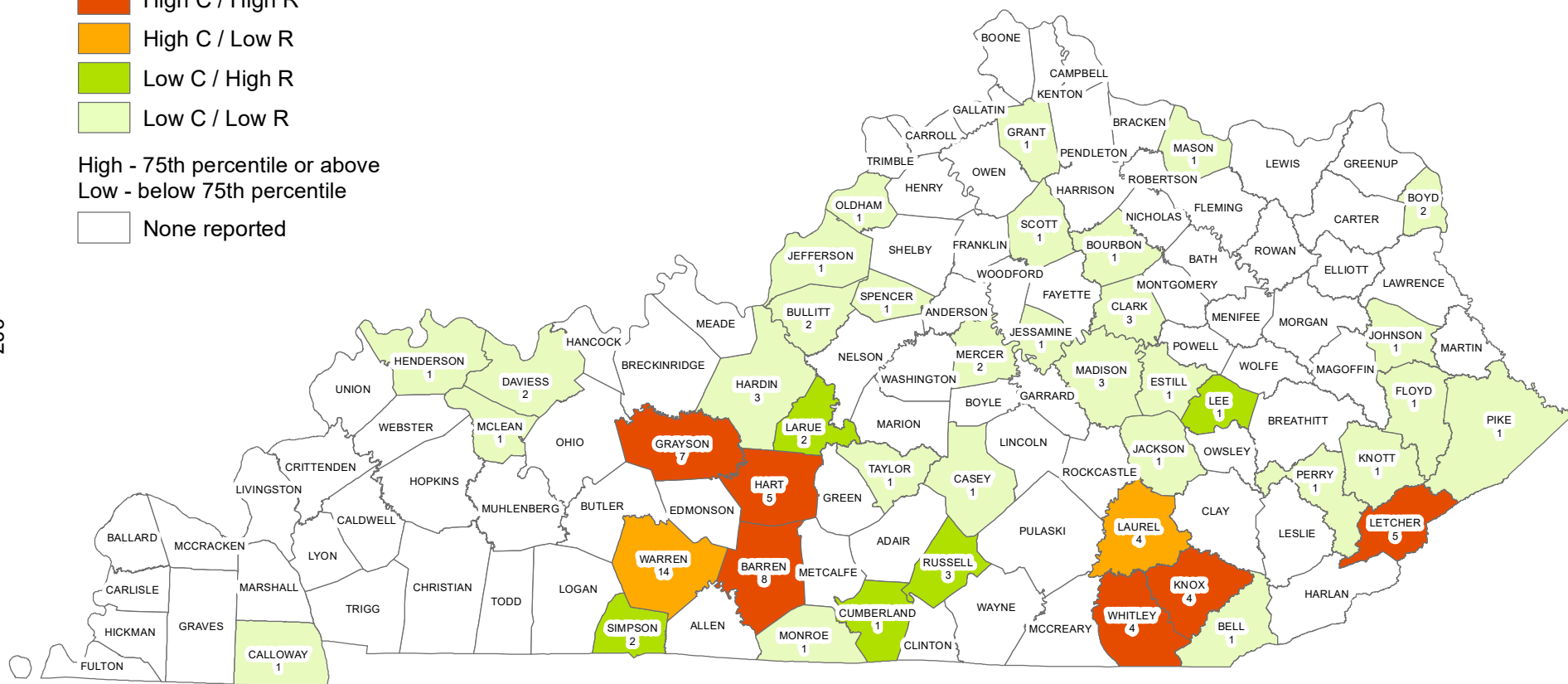
Low C / High R

Low C / Low R

High - 75th percentile or above

Low - below 75th percentile

None reported



Year 2017

Methamphetamine Labs by County



LAW ENFORCEMENT EMPLOYEES

MUNICIPAL POLICE DEPARTMENTS

MUNICIPALITY	FULL TIME LAW ENFORCEMENT OFFICERS			FULL TIME CIVILIAN EMPLOYEES			TOTAL EMPLOYEES
	MALE	FEMALE	TOTAL	MALE	FEMALE	TOTAL	
ADAIRVILLE	1	0	1	0	0	0	1
ALBANY	9	0	9	0	0	0	9
ALEXANDRIA	14	6	20	0	3	3	23
ALLEN	1	0	1	0	0	0	1
ANCHORAGE	11	0	11	1	3	4	15
ASHLAND	50	2	52	1	3	4	56
AUBURN	2	0	2	0	0	0	2
AUDUBON PARK	3	0	3	0	0	0	3
AUGUSTA	3	0	3	0	0	0	3
BANCROFT	1	0	1	0	0	0	1
BARBOURVILLE	11	0	11	1	0	1	12
BARDSTOWN	23	2	25	0	1	1	26
BARDWELL	1	0	1	0	0	0	1
BEATTYVILLE	5	0	5	0	0	0	5
BEAVER DAM	6	0	6	0	0	0	6
BELLEFONTE	9	0	9	0	0	0	9
BELLEVUE	10	1	11	0	1	1	12
BENHAM	1	0	1	0	0	0	1
BENTON	7	0	7	0	0	0	7
BEREA	33	3	36	1	1	2	38
BLOOMFIELD	2	0	2	0	1	1	3
BOONEVILLE	1	0	1	0	0	0	1
BOWLING GREEN	103	13	116	4	31	35	151
BRANDENBURG	5	0	5	0	0	0	5
BRODHEAD	2	0	2	0	0	0	2
BROOKSVILLE	1	0	1	0	0	0	1
BROWNSVILLE	3	0	3	0	0	0	3
BURGIN	2	0	2	0	0	0	2
BURKESVILLE	6	0	6	0	0	0	6
BURNSIDE	5	0	5	0	1	1	6
BUTLER	1	0	1	0	0	0	1
CADIZ	9	0	9	0	1	1	10
CALVERT CITY	7	0	7	0	1	1	8
CAMPBELLSBURG	0	0	0	0	0	0	0
CAMPBELLSVILLE	19	1	20	0	2	2	22
CANEYVILLE	1	0	1	0	0	0	1
CARLISLE	6	0	6	4	0	4	10
CARROLLTON	10	0	10	7	0	7	17
CATLETTSBURG	8	0	8	0	0	0	8
CAVE CITY	7	0	7	0	0	0	7
CENTERTOWN	1	0	1	0	0	0	1
CENTRAL CITY	12	0	12	0	0	0	12
CLARKSON	1	0	1	0	0	0	1
CLAY	1	0	1	0	0	0	1
CLAY CITY	1	0	1	0	0	0	1
CLINTON	4	1	5	0	0	0	5

MUNICIPAL POLICE DEPARTMENTS

MUNICIPALITY	FULL TIME LAW ENFORCEMENT OFFICERS			FULL TIME CIVILIAN EMPLOYEES			TOTAL EMPLOYEES
	MALE	FEMALE	TOTAL	MALE	FEMALE	TOTAL	
CLOVERPORT	1	0	1	0	0	0	1
COAL RUN VILLAGE	3	0	3	0	0	0	3
COLD SPRINGS	9	0	9	0	0	0	9
COLUMBIA	12	0	12	0	1	1	13
CORBIN	19	1	20	6	2	8	28
COVINGTON	103	5	108	1	7	8	116
CRAB ORCHARD	1	0	1	0	1	1	2
CUMBERLAND	6	0	6	0	0	0	6
CYNTHIANA	12	0	12	0	1	1	13
DANVILLE	26	3	29	0	2	2	31
DAWSON SPRINGS	5	0	5	0	1	1	6
DAYTON	9	0	9	0	1	1	10
DOUGLAS HILLS	0	0	0	0	0	0	0
DRY RIDGE	5	0	5	0	0	0	5
EDDYVILLE	4	1	5	0	0	0	5
EDGEWOOD	14	1	15	0	0	0	15
EDMONTON	6	0	6	0	0	0	6
ELIZABETHTOWN	39	4	43	17	9	26	69
ELKHORN	1	0	1	0	1	1	2
ELKHORN CITY	1	0	1	0	1	1	2
ELKTON	7	0	7	0	0	0	7
ELSMERE	11	2	13	0	1	1	14
EMINENCE	6	0	6	0	0	0	6
ERLANGER	36	3	39	0	1	1	40
EUBANK	0	0	0	0	0	0	0
EVARTS	3	0	3	0	0	0	3
FALMOUTH	7	0	7	0	1	1	8
FERGUSON	1	0	1	0	0	0	1
FLATWOODS	11	0	11	0	0	0	11
FLEMING-NEON	2	0	2	0	0	0	2
FLEMINGSBURG	7	0	7	0	0	0	7
FLORENCE	61	3	64	0	4	4	68
FORT MITCHELL	13	1	14	0	0	0	14
FORT THOMAS	21	0	21	0	1	1	22
FORT WRIGHT	13	0	13	0	0	0	13
FOUNTAIN RUN	0	0	0	0	0	0	0
FRANKFORT	51	5	56	1	2	3	59
FRANKLIN	21	2	23	0	1	1	24
FULTON	7	1	8	0	1	1	9
GEORGETOWN	48	3	51	8	18	26	77
GLASGOW	28	3	31	0	3	3	34
GRAYMOORE DEVONDALE	1	0	1	0	0	0	1
GRAYSON	9	1	10	1	1	2	12
GREENSBURG	5	0	5	0	0	0	5
GREENUP	3	0	3	0	0	0	3

MUNICIPAL POLICE DEPARTMENTS

MUNICIPALITY	FULL TIME LAW ENFORCEMENT OFFICERS			FULL TIME CIVILIAN EMPLOYEES			TOTAL EMPLOYEES
	MALE	FEMALE	TOTAL	MALE	FEMALE	TOTAL	
GREENVILLE	9	0	9	0	0	0	9
GUTHRIE	4	0	4	0	0	0	4
HARDINSBURG	5	0	5	0	0	0	5
HARLAN	10	0	10	3	1	4	14
HARRODSBURG	19	0	19	4	7	11	30
HARTFORD	6	0	6	0	0	0	6
HAWESVILLE	1	0	1	0	0	0	1
HAZARD	28	1	29	10	3	13	42
HENDERSON	54	6	60	9	12	21	81
HERITAGE CREEK	0	0	0	0	0	0	0
HIGHLAND HEIGHTS	8	2	10	0	1	1	11
HILLVIEW	14	0	14	0	0	0	14
HODGENVILLE	7	0	7	0	0	0	7
HOLLOW CREEK	0	0	0	0	0	0	0
HOPKINSVILLE	72	3	75	6	22	28	103
HORSE CAVE	3	0	3	0	0	0	3
HURSTBOURNE ACRES	0	0	0	0	0	0	0
HUSTONVILLE	1	0	1	0	0	0	1
HYDEN	1	0	1	0	1	1	2
INDEPENDENCE	28	2	30	0	2	2	32
INDIAN HILLS	6	0	6	0	0	0	6
INEZ	1	0	1	0	0	0	1
IRVINE	6	0	6	0	0	0	6
IRVINGTON	4	0	4	0	0	0	4
JACKSON	8	0	8	3	0	3	11
JAMESTOWN	4	0	4	0	0	0	4
JEFFERSONTOWN	45	4	49	2	8	10	59
JENKINS	3	0	3	0	0	0	3
JUNCTION CITY	2	0	2	0	0	0	2
LACENTER	2	0	2	0	0	0	2
LAGRANGE	13	0	13	0	0	0	13
LAKE CUMBERLAND	2	0	2	0	1	1	3
LAKESIDE PARK	10	1	11	0	1	1	12
LANCASTER	9	1	10	0	1	1	11
LAWRENCEBURG	13	1	14	1	7	8	22
LEBANON	15	0	15	5	4	9	24
LEBANON JUNCTION	4	0	4	0	0	0	4
LEITCHFIELD	18	0	18	0	1	1	19
LEWISBURG	0	1	1	0	0	0	1
LEWISPORT	2	0	2	0	0	0	2
LEXINGTON	468	38	506	27	48	75	581
LIBERTY	5	0	5	0	0	0	5
LIVINGSTON	1	0	1	0	0	0	1
LONDON	31	1	32	0	3	3	35
LOUISA	6	0	6	0	0	0	6

MUNICIPAL POLICE DEPARTMENTS

MUNICIPALITY	FULL TIME LAW ENFORCEMENT OFFICERS			FULL TIME CIVILIAN EMPLOYEES			TOTAL EMPLOYEES
	MALE	FEMALE	TOTAL	MALE	FEMALE	TOTAL	
LOUISVILLE METRO	1,082	167	1,249	67	194	261	1,510
LOYALL	2	0	2	0	0	0	2
LUDLOW	11	0	11	1	0	1	12
LYNCH	2	0	2	0	0	0	2
LYNNVIEW	3	0	3	0	0	0	3
MADISONVILLE	44	2	46	7	12	19	65
MANCHESTER	13	0	13	0	0	0	13
MARION	6	0	6	2	3	5	11
MARTIN	3	0	3	1	0	1	4
MAYFIELD	23	0	23	0	2	2	25
MAYSVILLE	25	0	25	3	5	8	33
MCKEE	3	0	3	0	0	0	3
MEADOW VALE	0	0	0	0	0	0	0
MENTOR	0	0	0	0	0	0	0
MIDDLESBORO	24	0	24	2	2	4	28
MILLERSBURG	1	0	1	0	0	0	1
MONTICELLO	11	0	11	0	1	1	12
MOREHEAD	20	0	20	2	7	9	29
MORGANFIELD	8	0	8	9	0	9	17
MORGANTOWN	6	0	6	0	0	0	6
MORTON'S GAP	1	0	1	0	0	0	1
MT. STERLING	20	0	20	0	2	2	22
MT. WASHINGTON	17	1	18	0	1	1	19
MT. STERLING	20	0	20	0	2	2	22
MT. VERNON	8	0	8	0	0	0	8
MT. WASHINGTON	17	1	18	0	1	1	19
MULDRAUGH	3	0	3	0	0	0	3
MUNFORDVILLE	6	0	6	0	0	0	6
MURRAY	33	6	39	1	7	8	47
NEW HAVEN	1	0	1	0	0	0	1
NEWPORT	37	2	39	1	1	2	41
NICHOLASVILLE	58	3	61	4	5	9	70
NORTHFIELD	0	0	0	0	0	0	0
OAK GROVE	13	2	15	0	5	5	20
OLIVE HILL	7	0	7	0	0	0	7
OWENSBORO	86	4	90	18	28	46	136
OWENTON	3	0	3	0	2	2	5
OWINGSVILLE	5	0	5	0	0	0	5
PADUCAH	65	6	71	1	7	8	79
PAINTSVILLE	10	0	10	0	0	0	10
PARIS	22	0	22	1	0	1	23
PARK HILLS	6	1	7	0	0	0	7
PEEWEE VALLEY	1	0	1	0	0	0	1
PEMBROKE	1	0	1	0	0	0	1
PERRYVILLE	1	0	1	0	0	0	1

MUNICIPAL POLICE DEPARTMENTS

MUNICIPALITY	FULL TIME LAW ENFORCEMENT OFFICERS			FULL TIME CIVILIAN EMPLOYEES			TOTAL EMPLOYEES
	MALE	FEMALE	TOTAL	MALE	FEMALE	TOTAL	
PEWEE VALLEY	1	0	1	0	0	0	1
PIKEVILLE	21	0	21	5	3	8	29
PINEVILLE	5	0	5	0	0	0	5
PIONEER VILLAGE	5	0	5	0	0	0	5
PIPPA PASSES	2	0	2	4	0	4	6
POWDERLY	2	0	2	0	0	0	2
PRESTONSBURG	13	0	13	0	0	0	13
PRINCETON	14	0	14	0	1	1	15
PROSPECT	5	1	6	0	1	1	7
PROVIDENCE	6	0	6	0	0	0	6
RACELAND	6	0	6	0	0	0	6
RADCLIFF	34	1	35	4	10	14	49
RAVENNA	2	0	2	0	0	0	2
RICHMOND	43	4	47	8	6	14	61
RUSSELL	12	0	12	0	0	0	12
RUSSELL SPRINGS	7	2	9	0	1	1	10
RUSSELLVILLE	20	3	23	0	1	1	24
SADIEVILLE	2	0	2	0	0	0	2
SALYERSVILLE	4	0	4	0	0	0	4
SCIENCE HILL	2	0	2	0	0	0	2
SCOTTSVILLE	16	2	18	3	5	8	26
SEBREE	1	0	1	0	0	0	1
SHELBYVILLE	20	1	21	0	1	1	22
SHEPHERDSVILLE	28	1	29	0	2	2	31
SHIVELY	30	0	30	3	3	6	36
SILVER GROVE	1	0	1	0	0	0	1
SIMPSONVILLE	6	0	6	0	0	0	6
SMITHS GROVE	1	0	1	0	0	0	1
SOMERSET	39	1	40	3	3	6	46
SOUTH SHORE	1	0	1	0	0	0	1
SOUTHGATE	8	0	8	0	0	0	8
SPRINGFIELD	6	2	8	4	1	5	13
ST. MATTHEWS	31	2	33	1	5	6	39
STAMPING GROUND	1	0	1	0	0	0	1
STANFORD	12	1	13	0	0	0	13
STANTON	6	0	6	0	0	0	6
STRATHMOOR VILLAGE	5	0	5	0	0	0	5
STURGIS	2	0	2	0	0	0	2
TAYLOR MILL	8	2	10	0	1	1	11
TAYLORSVILLE	4	0	4	0	1	1	5
TOMPKINSVILLE	10	0	10	3	0	3	13
TRENTON	1	0	1	0	0	0	1
UNIONTOWN	2	0	2	0	0	0	2
VANCEBURG	6	0	6	0	0	0	6
VERSAILLES	32	2	34	0	1	1	35

MUNICIPAL POLICE DEPARTMENTS

MUNICIPALITY	FULL TIME LAW ENFORCEMENT OFFICERS			FULL TIME CIVILIAN EMPLOYEES			TOTAL EMPLOYEES
	MALE	FEMALE	TOTAL	MALE	FEMALE	TOTAL	
VILLA HILLS	8	0	8	0	0	0	8
VINE GROVE	6	1	7	0	0	0	7
WARSAW	3	0	3	0	0	0	3
WAYLAND	1	0	1	0	0	0	1
WEST BUECHEL	10	1	11	0	0	0	11
WEST LIBERTY	6	1	7	0	0	0	7
WEST POINT	4	0	4	0	0	0	4
WHEELWRIGHT	1	0	1	0	0	0	1
WHITESBURG	5	1	6	0	2	2	8
WILDER	12	0	12	0	0	0	12
WILLIAMSBURG	13	0	13	1	0	1	14
WILLIAMSTOWN	6	0	6	0	1	1	7
WILMORE	7	1	8	0	1	1	9
WINCHESTER	31	0	31	0	3	3	34
WOODBURN	2	0	2	0	0	0	2
WOODLAWN PARK	1	0	1	0	0	0	1
WORTHINGTON	4	0	4	0	0	0	4
TOTAL	4,346	354	4,700	282	573	855	5,555

SHERIFF'S DEPARTMENTS

COUNTY	FULL TIME LAW ENFORCEMENT OFFICERS			FULL TIME CIVILIAN EMPLOYEES			TOTAL EMPLOYEES
	MALE	FEMALE	TOTAL	MALE	FEMALE	TOTAL	
ADAIR	7	0	7	0	2	2	9
ALLEN	14	0	14	0	2	2	16
ANDERSON	17	3	20	0	2	2	22
BALLARD	16	1	17	0	0	0	17
BARREN	16	1	17	5	0	5	22
BATH	6	0	6	0	2	2	8
BELL	12	0	12	4	1	5	17
BOONE	126	7	133	2	5	7	140
BOURBON	9	0	9	0	1	1	10
BOYD	27	0	27	4	0	4	31
BOYLE	11	0	11	0	1	1	12
BRACKEN	4	0	4	0	1	1	5
BREATHITT	2	0	2	0	0	0	2
BRECKINRIDGE	7	0	7	0	3	3	10
BULLITT	38	0	38	8	7	15	53
BUTLER	6	0	6	2	0	2	8
CALDWELL	7	1	8	0	2	2	10
CALLOWAY	15	1	16	5	9	14	30
CAMPBELL	14	0	14	1	3	4	18
CARLISLE	2	0	2	0	1	1	3
CARROLL	7	0	7	0	2	2	9
CARTER	7	0	7	0	3	3	10
CASEY	6	0	6	1	1	2	8
CHRISTIAN	33	0	33	0	5	5	38
CLARK	12	1	13	2	2	4	17
CLAY	16	0	16	0	0	0	16
CLINTON	3	1	4	0	2	2	6
CRITTENDEN	0	4	4	0	1	1	5
CUMBERLAND	4	0	4	1	1	2	6
DAVIESS	35	2	37	0	4	4	41
EDMONSON	5	0	5	0	2	2	7
ELLIOTT	1	0	1	1	1	2	3
ESTILL	4	0	4	0	2	2	6
FAYETTE	38	10	48	13	20	33	81
FLEMING	5	1	6	0	1	1	7
FLOYD	14	2	16	0	3	3	19
FRANKLIN	25	1	26	0	2	2	28
FULTON	4	0	4	0	1	1	5
GALLATIN	8	1	9	0	1	1	10
GARRARD	9	0	9	0	1	1	10
GRANT	16	0	16	0	2	2	18
GRAVES	16	0	16	0	3	3	19
GRAYSON	8	0	8	0	3	3	11
GREEN	4	0	4	7	1	8	12
GREENUP	14	1	15	3	0	3	18
HANCOCK	6	0	6	0	1	1	7
HARDIN	36	4	40	0	4	4	44
HARLAN	15	2	17	0	4	4	21
HARRISON	11	0	11	0	1	1	12
HART	5	1	6	3	0	3	9
HENDERSON	18	0	18	0	6	6	24

SHERIFF'S DEPARTMENTS

COUNTY	FULL TIME LAW ENFORCEMENT OFFICERS			FULL TIME CIVILIAN EMPLOYEES			TOTAL EMPLOYEES
	MALE	FEMALE	TOTAL	MALE	FEMALE	TOTAL	
HENRY	7	0	7	0	1	1	8
HICKMAN	2	0	2	0	1	1	3
HOPKINS	15	1	16	0	4	4	20
JACKSON	6	1	7	0	1	1	8
JEFFERSON	214	24	238	20	32	52	290
JESSAMINE	26	2	28	0	1	1	29
JOHNSON	10	0	10	0	2	2	12
KENTON	28	2	30	7	6	13	43
KNOTT	6	0	6	1	2	3	9
KNOX	9	0	9	5	0	5	14
LARUE	5	0	5	0	1	1	6
LAUREL	35	0	35	10	14	24	59
LAWRENCE	6	0	6	2	2	4	10
LEE	1	0	1	0	2	2	3
LESLIE	6	0	6	0	2	2	8
LETCHER	3	1	4	2	1	3	7
LEWIS	5	0	5	0	2	2	7
LINCOLN	7	0	7	0	1	1	8
LIVINGSTON	5	0	5	1	0	1	6
LOGAN	16	1	17	2	0	2	19
LYON	4	0	4	1	0	1	5
MADISON	36	5	41	1	5	6	47
MAGOFFIN	3	0	3	0	1	1	4
MARION	7	0	7	6	0	6	13
MARSHALL	28	0	28	1	2	3	31
MARTIN	7	3	10	2	1	3	13
MASON	7	0	7	0	3	3	10
MCCRACKEN	20	0	20	0	2	2	22
MCCREARY	9	0	9	0	0	0	9
MCLEAN	13	1	14	0	2	2	16
MEADE	10	0	10	5	3	8	18
MENIFEE	4	0	4	0	0	0	4
MERCER	8	0	8	1	0	1	9
METCALFE	8	2	10	0	3	3	13
MONROE	3	0	3	0	1	1	4
MONTGOMERY	15	0	15	0	2	2	17
MORGAN	5	0	5	0	1	1	6
MUHLENBERG	13	0	13	0	2	2	15
NELSON	25	0	25	0	5	5	30
NICHOLAS	1	0	1	0	1	1	2
OHIO	16	1	17	2	7	9	26
OLDHAM	12	0	12	0	4	4	16
OWEN	5	0	5	0	1	1	6
OWSLEY	3	0	3	0	1	1	4
PENDLETON	7	0	7	1	0	1	8
PERRY	10	0	10	0	3	3	13
PIKE	8	0	8	2	6	8	16
POWELL	3	0	3	2	0	2	5
PULASKI	32	0	32	2	6	8	40
ROBERTSON	1	0	1	0	1	1	2
ROCKCASTLE	5	0	5	0	1	1	6

SHERIFF'S DEPARTMENTS

COUNTY	FULL TIME LAW ENFORCEMENT OFFICERS			FULL TIME CIVILIAN EMPLOYEES			TOTAL EMPLOYEES
	MALE	FEMALE	TOTAL	MALE	FEMALE	TOTAL	
ROWAN	11	0	11	0	2	2	13
RUSSELL	9	0	9	2	0	2	11
SCOTT	31	2	33	0	2	2	35
SHELBY	20	2	22	0	2	2	24
SIMPSON	12	0	12	0	3	3	15
SPENCER	11	0	11	0	1	1	12
TAYLOR	10	0	10	0	3	3	13
TODD	4	0	4	1	0	1	5
TRIGG	7	0	7	0	3	3	10
TRIMBLE	2	0	2	0	0	0	2
UNION	8	0	8	0	2	2	10
WARREN	38	0	38	25	24	49	87
WASHINGTON	3	2	5	0	0	0	5
WAYNE	11	1	12	1	1	2	14
WEBSTER	7	0	7	0	2	2	9
WHITLEY	13	0	13	3	3	6	19
WOLFE	2	0	2	2	1	3	5
WOODFORD	6	2	8	1	2	3	11
TOTAL	1,686	98	1,784	173	312	485	2,269

COUNTY POLICE DEPARTMENTS

COUNTY	FULL TIME LAW ENFORCEMENT OFFICERS			FULL TIME CIVILIAN EMPLOYEES			TOTAL EMPLOYEES
	MALE	FEMALE	TOTAL	MALE	FEMALE	TOTAL	
GARRARD	7	0	7	0	0	0	7
CAMPBELL	31	1	32	0	1	1	33
KENTON	29	0	29	0	2	2	31
MUHLENBERG	1	0	1	0	0	0	1
OLDHAM	32	0	32	0	3	3	35
TOTAL	100	1	101	0	6	6	107

DRUG TASK FORCES

AGENCY	FULL TIME LAW ENFORCEMENT OFFICERS			FULL TIME CIVILIAN EMPLOYEES			TOTAL EMPLOYEES
	MALE	FEMALE	TOTAL	MALE	FEMALE	TOTAL	
BARREN COUNTY DRUG TASK FORCE	2	0	2	0	1	1	3
CENTRAL KENTUCKY DRUG TASK FORCE	2	0	2	0	1	1	3
FIVCO F.A.D.E. DRUG TASK FORCE	7	0	7	0	1	1	8
LAKE CUMBERLAND DRUG TASK FORCE	3	0	3	0	1	1	4
UNLAWFUL NARC INVEST TREAT EDUCUCATION	3	0	3	0	0	0	3
GREATER HARDIN COUNTY NARC TASK FORCE	13	0	13	0	1	1	14
NORTHERN KENTUCKY NARC ENFORCEMENT	14	0	14	0	1	1	15
PENNYRILE NARCOTICS TASK FORCE	3	0	3	0	1	1	4
WARREN COUNTY DRUG TASK FORCE	1	0	1	1	0	1	2
SOUTH CENTRAL DRUG TASK FORCE	7	0	7	0	1	1	8
TOTAL	55	0	55	1	8	9	64

OTHER LAW ENFORCEMENT AGENCIES

AGENCY	FULL TIME LAW ENFORCEMENT OFFICERS			FULL TIME CIVILIAN EMPLOYEES			TOTAL EMPLOYEES
	MALE	FEMALE	TOTAL	MALE	FEMALE	TOTAL	
BARKLEY REGIONAL AIRPORT POLICE	4	2	6	0	0	0	6
BARKLEY REGIONAL AIRPORT POLICE DEPT.	2	0	2	0	0	0	2
BLUE GRASS AIRPORT POLICE DEPT	20	0	20	7	2	9	29
CINCINNATI N. KY AIRPORT POLICE	45	3	48	9	10	19	67
FAIRGROUNDS SECURITY POLICE	0	0	0	0	0	0	0
LEXINGTON FAYETTE ANIMAL CTRL	0	0	0	11	13	24	24
LOUISVILLE AIRPORT POLICE DEPARTMENT	39	1	40	3	3	6	46
LOUISVILLE METRO ARSON BUREAU	5	2	7	0	1	1	8
RJ CORMAN RAILROAD POLICE DEPT.	5	0	5	0	0	0	5
TOTAL	120	8	128	30	29	59	187

COLLEGES / SCHOOLS / UNIVERSITIES

AGENCY	FULL TIME LAW ENFORCEMENT OFFICERS			FULL TIME CIVILIAN EMPLOYEES			TOTAL EMPLOYEES
	MALE	FEMALE	TOTAL	MALE	FEMALE	TOTAL	
BOURBON COUNTY SCHOOL POLICE	0	0	0	0	0	0	0
CLARK CO SCHOOL POLICE DEPARTMENT	4	0	4	0	0	0	4
FAYETTE CO PUBLIC SCHOOLS POLICE	19	7	26	1	3	4	30
GRAVES CO SCHOOL POLICE	2	0	2	0	0	0	2
JEFFERSON CO SCHOOL POLICE	18	2	20	2	5	7	27
MCCRACKEN CO SCHOOLS POLICE	8	0	8	0	0	0	8
MONTGOMERY CO SCHOOL POLICE	3	0	3	1	0	1	4
MORGAN COUNTY SCHOOLS POLICE	1	0	1	0	0	0	1
EASTERN KENTUCKY UNIVERSITY POLICE	20	4	24	1	6	7	31
KENTUCKY STATE UNIVERSITY POLICE	7	0	7	3	3	6	13
MOREHEAD STATE UNIVERSITY POLICE	15	1	16	7	4	11	27
MURRAY STATE UNIVERSITY POLICE DEPT	15	1	16	0	0	0	16
NORTHERN KY UNIVERSITY POLICE	15	0	15	3	2	5	20
TRANSYLVANIA UNIVERSITY POLICE	9	0	9	2	0	2	11
UNIVERSITY OF KENTUCKY POLICE	48	7	55	71	35	106	161
UNIVERSITY OF LOUISVILLE POLICE	40	4	44	7	6	13	57
WESTERN KENTUCKY UNIVERSITY	20	1	21	3	6	9	30
MCCLEAN CO. SCHOOLS	1	0	1	0	0	0	1
NICHOLAS CO. SCHOOLS	0	0	0	0	0	0	0
SOUTHERN BAPTIST CAMPUS	11	0	11	5	0	5	16
TOTAL	256	27	283	106	70	176	459

STATE AGENCIES

AGENCY	FULL TIME LAW ENFORCEMENT OFFICERS			FULL TIME CIVILIAN EMPLOYEES			TOTAL EMPLOYEES
	MALE	FEMALE	TOTAL	MALE	FEMALE	TOTAL	
LOUISVILLE	7	0	7	2	0	2	9
ALCOHOLIC BEVERAGE CONTROL	26	3	29	8	27	35	64
DIVISION OF FORESTRY	0	0	0	0	0	0	0
FISH & WILDLIFE RESOURCES	117	1	118	0	1	1	119
KENTUCKY HORSE PARK POLICE	7	2	9	0	0	0	9
RANGERS	40	1	41	1	1	2	43
KENTUCKY STATE POLICE	945	30	975	310	327	637	1,612
KY DEPT. OF AGRICULTURE	4	0	4	0	0	0	4
KY DEPT. OF CHARITABLE GAMING	4	1	5	0	1	1	6
KY DEPT. OF INSURANCE FRAUD	6	1	7	0	5	5	12
MARSHALL COUNTY ALCOHOL BE	1	0	1	0	0	0	1
OFFICE OF ATTORNEY GENERAL	37	4	41	0	3	3	44
US FOREST SERVICE	10	1	11	0	2	2	13
TOTAL	1,204	44	1,248	321	367	688	1,936

TOTAL OF ALL AGENCIES	7,767	532	8,299	913	1,365	2,278	10,577
------------------------------	--------------	------------	--------------	------------	--------------	--------------	---------------



LEOKA
Law Enforcement
Officers Killed
or Assaulted

LAW ENFORCEMENT OFFICERS ASSAULTED

A total of 1,686 police officers were reported to be assaulted in Kentucky during 2017. The chart below shows the type of officer activity being performed, type of weapon used in the assault, and type of officer assignment.

Out of the total number of officers assaulted, 726 received personal injury. This number represents 43% of the total number of officers assaulted.

TYPE OF ACTIVITY		TYPE OF WEAPON				TYPE OF ASSIGNMENT							
	TOTAL ASSAULT BY WEAPON	FIRE-ARM	KNIFE OR OTHER CUTTING INSTRUMENT	OTHER DANGEROUS WEAPONS	HANDS, FISTS, FEET, ETC.	TWO-OFFICER VEHICLE	ONE-OFFICER VEHICLE		DETECTIVE OR SPECIAL ASSIGNMENT		OTHER		
							ALONE	ASSIS- TED	ALONE	ASSIS- TED	ALONE	ASSIS- TED	NOT INDICA- TED
Ambush, no warning	7	4	0	1	2	4	2	0	0	0	1	0	0
Attempting other arrests	308	12	6	50	240	19	152	75	7	4	7	27	16
Burglaries in progress or pursuing burglary suspects	27	2	1	5	19	1	13	11	1	0	0	0	0
Civil disorder (Riot, mass disobedience)	8	0	0	2	6	0	4	1	0	0	0	3	0
Handling, transporting, custody of prisoners	138	2	0	31	105	8	62	19	0	4	6	16	23
Investigating suspicious persons or circumstances	146	11	2	31	102	21	66	31	4	3	4	9	7
Mentally deranged	33	0	0	4	29	3	17	7	0	0	0	5	1
Responding to "Disturbance" calls (Family quarrels, man with gun, etc.)	482	17	8	135	322	137	189	88	2	3	13	21	14
Robberies in progress or pursuing robbery suspects	8	0	1	1	6	1	6	0	0	0	0	0	0
Traffic pursuits and stops	213	13	0	125	75	31	121	32	5	10	2	1	7
All other	318	20	1	89	208	28	97	26	7	8	13	33	106
TOTAL	1,688	81	19	474	1,114	253	729	290	26	32	46	115	174



ELECTRONIC FINGERPRINTS

Fingerprint Submissions by Facility

KRS 441.046 mandates that persons in adult or juvenile detention facilities be fingerprinted. KAR 14:010 further defines the responsibility of the Kentucky State Police Automated Fingerprint Identification Section (AFIS) to maintain and store all fingerprint submissions.

When a person is arrested in the state of Kentucky, fingerprint data is captured to populate the individual's criminal history. Within seconds of using a LiveScan machine to submit a set of fingerprints, the person's identity/alias is confirmed and their criminal arrest information is added to any previous record. Their fingerprints are searched against the state wide "Unsolved Cases" latent file, the FBI's federal unsolved latent file, warrants from other states, and the federal criminal database. It is absolutely crucial to submit the best quality fingerprints possible accompanied by arrest data that is accurate. If an arrested individual goes without being fingerprinted or the submitted fingerprints are of poor quality, the arrest will never be added to their criminal record.

The list below shows the number of fingerprints submitted to the Kentucky State Police in 2017 and the facilities that submitted them.

Location	Fingerprinted	Location	Fingerprinted
Adair County Regional Jail	804	Kenton County Detention Center	10,585
Allen County Detention Center	912	Kentucky River Regional Detention Center	1,524
Ballard County Jail	476	Knox County Jail	2,001
Barren County Detention Center	3,887	LaRue County Detention Center	839
Bell County Jail	1,324	Laurel County Detention Center	4,872
Big Sandy Regional Detention Center	3,373	Leslie Co Detention Center	2,117
Boone County Jail	6,375	Letcher County Jail	1,061
Bourbon County Detention Center	1,605	Lewis County Jail	631
Boyd County Detention Center	1,946	Lincoln County Jail	1,406
Boyle County Detention Center	2,721	Logan County Jail	2,174
Breckinridge County Jail	810	Louisville Metro Corrections	1,723
Bullitt County Jail	2,797	Louisville Metro Corrections	30,647
Butler County Jail	553	Madison County Detention Center	4,338
Caldwell County Detention Center	909	Marion County Detention Center	1,759
Calloway County Jail	1,591	Marshall County Detention Center	1,187
Campbell County Detention Center	7,022	Mason County Detention Center	1,439
Carroll County Regional Detention Center	2,074	McCracken County Jail	4,705
Carter County Jail	1,278	Meade County Jail	997
Casey County Detention Center	741	Montgomery County Regional Jail	1,842
Christian County Jail	4,812	Muhlenberg County Jail	1,424
Clark County Detention Center	2,488	Nelson County Jail	1,771
Clay Co Detention Center	2,047	Ohio County Jail	1,243
Clinton County Jail	580	Oldham County Jail	2,264
Crittenden County Jail	494	Pike County Detention Center	2,787
Daviess County Detention Center	6,377	Powell County Jail	873
Estill County Jail	207	Pulaski County Detention Center	4,344
Fayette County Detention Center	14,366	Rockcastle County Detention Center	1,221
Floyd County Detention Center	1,300	Rowan County Detention Center	1,115
Franklin County Detention Center	2,770	Russell County Detention Center	1,274
Fulton County Detention Center	1,058	Scott County Detention Center	2,359
Grant County Detention Center	1,488	Shelby County Detention Center	1,993

Fingerprint Submissions by Facility

Location	Fingerprinted
Graves County Detention Center	2,097
Grayson County Jail	1,879
Greenup County Detention Center	1,279
Hardin County Detention Center	5,883
Harlan Co Detention Center	1,350
Hart County Jail	1,054
Henderson County Detention Center	3,326
Hopkins County Detention Center	3,534
Jackson County Jail	917
Jessamine County Detention Center	2,432

Total:

Location	Fingerprinted
Simpson County Detention Center	1,438
Taylor County Jail	1,874
Three Forks Detention Center	2,986
Todd County Jail	832
Union County Jail	604
Warren County Detention Center	7,014
Wayne County Jail	1,083
Webster County Detention Center	358
Whitley County Jail	1,395
Woodford County Detention Center	1,185

220,220



GLOSSARY

GLOSSARY

The following language may be found throughout this publication and should be interpreted as defined below:

All Other Agencies: Other law enforcement personnel that submitted data in a county or jurisdiction.

All Other Offenses (Group-B Crimes): All crimes that are not Group “A” offenses and not included in one of the specifically named Group “B” crime categories.

Animal Cruelty Offenses: Intentionally, knowingly, or recklessly taking an action that mistreats or kills any animal without just cause, such as torturing, tormenting, mutilation, maiming, poisoning, or abandonment. Included are instances of duty to provide care, e.g., shelter, food, water, care if sick or injured; transporting or confining an animal in a manner likely to cause injury or death; causing an animal to fight with another; inflicting excessive or repeated unnecessary pain or suffering, e.g., uses objects to beat or injure an animal.

Arson: To unlawfully and intentionally damage or attempt to damage any real or personal property by fire or incendiary device.

Assault Offenses: An unlawful attack by one person upon another.

Bad Checks: Knowingly and intentionally writing and/or negotiating checks drawn against insufficient or nonexistent funds.

Bribery: The offering, giving, receiving, or soliciting of anything of value (i.e., a bribe, gratuity, or kickback) to sway the judgment or action of a person in a position of trust or influence.

Burglary / Breaking and Entering: The unlawful entry into a building or other structure with the intent to commit a felony or a theft.

Cleared by Arrest: Offense reports in NIBRS may be closed by an agency, but not necessarily cleared. For federal reporting purposes, agencies can only clear a case by the following: (1) Cleared by an Arrest, or (2) Exceptionally Cleared due to Death of Offender, Prosecution Declined, In Custody of Other Jurisdiction, Victim Refused to Cooperate, or Juvenile/No Custody.

Counterfeiting / Forgery: The altering, copying, or imitation of something, without authority or right, with the intent to deceive or defraud by passing the copy or thing altered or imitated as that which is original or genuine or the selling, buying, or possession of an altered, copied, or imitated thing with the intent to deceive or defraud.

Curfew/Loitering/Vagrancy Violations: The violation of a court order, regulation, ordinance, or law requiring the withdrawal of persons from the streets or other specified areas; prohibiting persons from remaining in an area or place in an idle or aimless manner; or prohibiting persons from going from place to place without visible means of support.

Day: Concerning criminal activity, the term “Day” is considered to be between the hours of 6:00am and 6:00pm.

*Many of the definitions within this glossary were acquired from the U.S. Department of Justice publication: August 2000
National Incident Based Reporting System – Volume 1

GLOSSARY

Destruction / Damage / Vandalism of Property: To willfully or maliciously destroy, damage, deface, or otherwise injure real or personal property without the consent of the owner or the person having custody or control of it.

Disorderly Conduct: Any behavior that tends to disturb the public peace or decorum, scandalize the community, or shock the public sense of morality.

Driving Under the Influence: Driving or operating a motor vehicle or common carrier while mentally or physically impaired as the result of consuming an alcoholic beverage or using a drug or narcotic.

Drug / Narcotic Offenses: The violation of laws prohibiting the production, distribution, and/or use of certain controlled substances and the equipment or devices utilized in their preparation and/or use.

Drunkennes: To drink alcoholic beverages to the extent that one's mental faculties and physical coordination are substantially impaired.

Embezzlement: The unlawful misappropriation by an offender to his/her own use or purpose of money, property, or some other thing of value entrusted to his/her care, custody, or control.

Extortion / Blackmail: To unlawfully obtain money, property, or any other thing of value, either tangible or intangible, through the use or threat of force, misuse of authority, threat of criminal prosecution, threat of destruction of reputation or social standing, or through other coercive means.

Family Offenses, Nonviolent: Unlawful, nonviolent acts by a family member (or legal guardian) that threaten the physical, mental, or economic well-being or morals of another family member and that are not classifiable as other offenses, such as Assault, Incest, Statutory Rape, etc.

Fraud Offenses: The intentional perversion of the truth for the purpose of inducing another person or other entity in reliance upon it to part with something of value or to surrender a legal right.

Gambling Offenses: To unlawfully bet or wager money or something else of value; assist, promote, or operate a game of chance for money or some other stake; possess or transmit wagering information; manufacture, sell, purchase, possess, or transport gambling equipment, devices, or goods; or tamper with the outcome of a sporting event or contest to gain a gambling advantage.

Group—A Crimes: The offenses in this group fall within NIBRS format and consist of twenty-two categories that are considered to be more serious crimes:

- Arson, Assault Offenses, Bribery, Burglary/Braking and Entering, Counterfeiting/Forgery, Destruction/Damage/Vandalism of Property, Drug/Narcotic Offenses, Embezzlement, Extortion/Blackmail, Fraud Offenses, Gambling Offenses, Homicide Offenses, Kidnapping/Abduction, Larceny/Theft Offenses, Motor Vehicle Theft, Pornography/Obscene Material, Prostitution Offenses, Robbery, Sex Offenses – Forcible, Sex Offenses – NonForcible, Stolen Property Offenses (Receiving, etc.), and Weapon Law Violations.

*Many of the definitions within this glossary were acquired from the U.S. Department of Justice publication: August 2000
National Incident Based Reporting System – Volume 1

GLOSSARY

Group–B Crimes: The offenses in this group fall within NIBRS format and consist of eleven categories that are considered to be less severe crimes:

- Bad Checks, Curfew/Loitering/Vagrancy Violations, Disorderly Conduct, Driving Under the Influence, Drunkenness, Family Offenses–Nonviolent, Liquor Law Violations, Peeping Tom, Runaway, Trespass of Real Property, and All Other Offenses.

Homicide Offenses: The killing of one human being by another.

In NIBRS, law enforcement agencies collect detailed data regarding individual crime incidents and arrests and submit them in separate reports using prescribed data elements and data values to describe each incident and arrest. Therefore, NIBRS involves incident-based reporting.

Human Trafficking Offenses: The inducement of a person to perform a commercial sex act, or labor, or services, through force, fraud, or coercion. Human trafficking has also occurred if a person under 18 years of age has been induced, or enticed, regardless of force, fraud, or coercion, to perform a commercial sex act.

Jurisdiction: Jurisdiction means any particular area in which an agency works.

Kidnapping / Abduction: The unlawful seizure, transportation, and/or detention of a person against his/her will or of a minor without the consent of his/her custodial parent(s) or legal guardian.

Larceny / Theft Offenses: The unlawful taking, carrying, leading, or riding away of property from the possession or constructive possession of another person.

Liquor Law Violations: The violation of laws or ordinances prohibiting the manufacture, sale, purchase, transportation, possession, or use of alcoholic beverages.

Motor Vehicle Theft: The theft of a motor vehicle.

NIBRS Agencies: National Incident Based Reporting agencies – These agencies have met the FBI requirements for NIBRS based crime data submission. This is based on Group A and Group B crimes as defined by the FBI. These agencies send their information in electronic format to the Kentucky State Police.

Night: Concerning criminal activity, the term “Night” is considered to be between the hours of 6:00pm and 6:00am.

Part I Crimes: The offenses in this group fall within Summary format and consist of eight categories that are considered to be more serious crimes:

- Aggravated Assault, Arson, Auto Theft, Burglary, Forcible Rape, Larceny–Theft (Except Auto), Murder, and Robbery.

*Many of the definitions within this glossary were acquired from the U.S. Department of Justice publication: August 2000
National Incident Based Reporting System – Volume 1

GLOSSARY

Part II Crimes: The offenses in this group fall within Summary format and consist of twenty categories that are considered to be less severe crimes:

- Curfew & Loitering Laws, Disorderly Conduct, Driving Under Influence, Drunkenness, Embezzlement, Forgery & Counterfeiting, Fraud, Gambling, Liquor Laws, Manslaughter by Negligence, Narcotic Drug Laws, Offenses Against Family, Other Assaults, Prostitution & Commercialized Vice, Runaways, Sex Offenses (Except Forcible Rape & Prostitution), Possession, Vandalism, Weapons–Carrying, Possession, etc., and All Other Offenses (Except Traffic).

Peeping Tom: To secretly look through a window, doorway, keyhole, or other aperture for the purpose of voyeurism.

Pornography / Obscene Material: The violation of laws or ordinances prohibiting the manufacture, publishing, sale, purchase, or possession of sexually explicit material, e.g., literature or photographs.

Prostitution Offenses: To unlawfully engage in or promote sexual activities for profit.

Robbery: The taking or attempting to take anything of value under confrontational circumstances from the control, custody, or care of another person by force or threat of force or violence and/or by putting the victim in fear of immediate harm.

Runaway: A person under 18 years of age who has left home without the permission of his/her parent(s) or legal guardian.

Sex Offenses – Forcible: Any sexual act directed against another person, forcibly and/or against that person's will or not forcibly or against the person's will in instances where the victim is incapable of giving consent.

Sex Offenses – Non-Forcible: Unlawful, non-forcible sexual intercourse.

Stolen Property Offenses (Receiving, etc.): Receiving, buying, selling, possessing, concealing, or transporting any property with the knowledge that it has been unlawfully taken, as by Burglary, Embezzlement, Fraud, Larceny, Robbery, etc.

Summary Agencies: Agencies that have not met the FBI NIBRS certification. These agencies submit their statistical crime data to the Kentucky State Police as Part I and Part II crimes.

Weapon Law Violations: The violation of laws or ordinances prohibiting the manufacture, sale, purchase, transportation, possession, concealment, or use of firearms, cutting instruments, explosives, incendiary devices, or other deadly weapons.

*Many of the definitions within this glossary were acquired from the U.S. Department of Justice publication: August 2000
National Incident Based Reporting System – Volume 1

THIS PAGE INTENTIONALLY LEFT BLANK