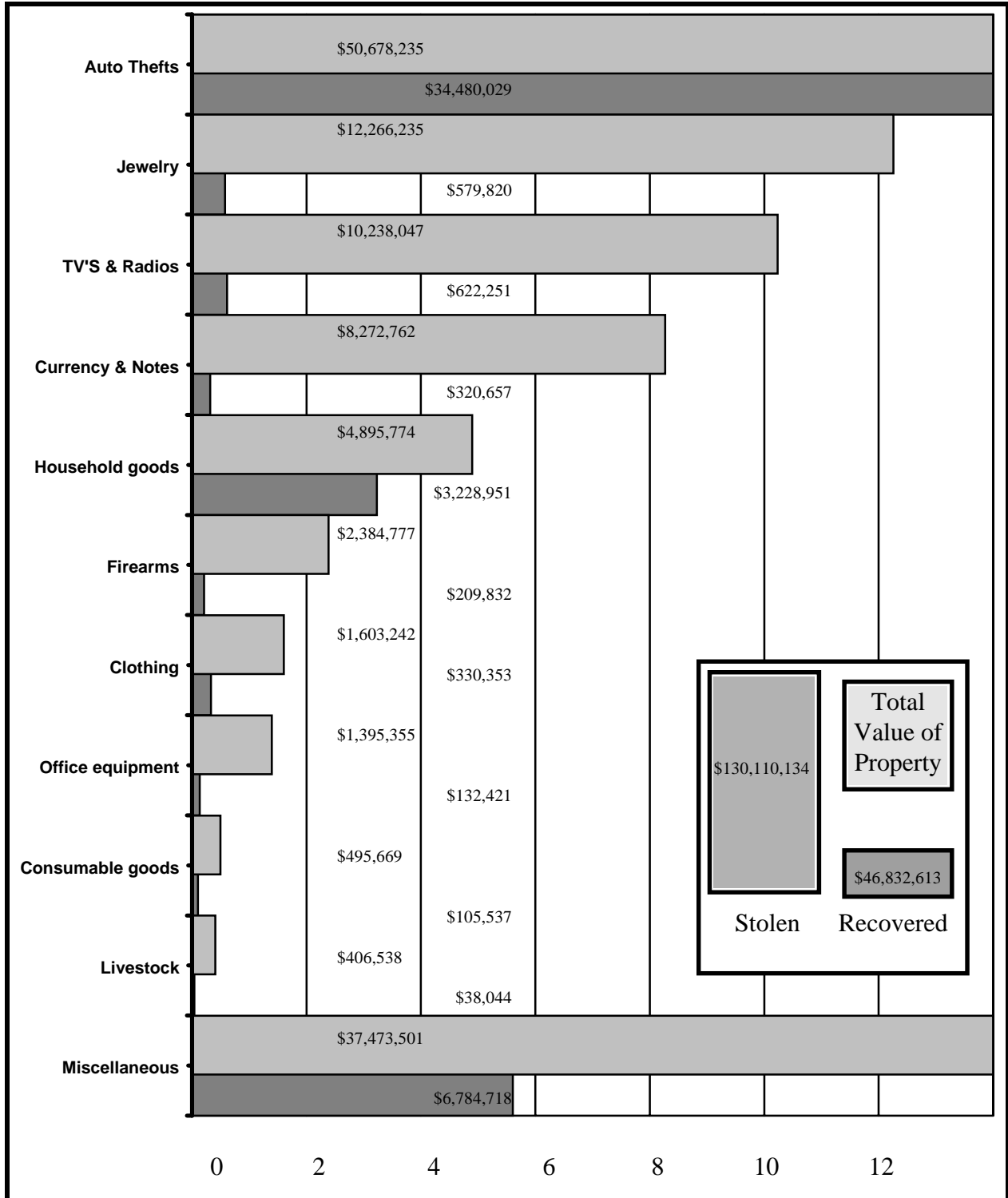


VALUE OF PROPERTY STOLEN/RECOVERED

The estimated value of property reported stolen and recovered in Kentucky during 1995 is illustrated by the graph below. Dollar amounts are rounded to the nearest dollar.



AUTO THEFT

DEFINITION

Auto Theft includes all thefts and attempted thefts of motor vehicles. The taking of a vehicle for temporary use when prior authority has been granted would not be classified as auto theft.

NUMBER REPORTED	CLEARANCES	RATE
9,835	2,544	25.87%

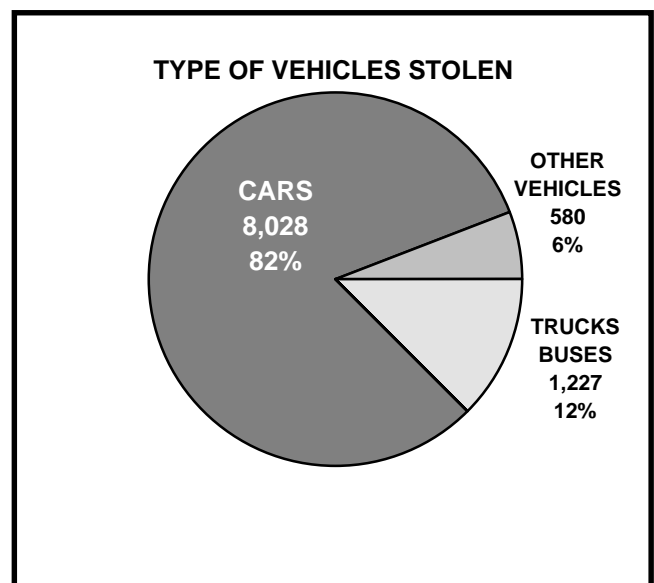
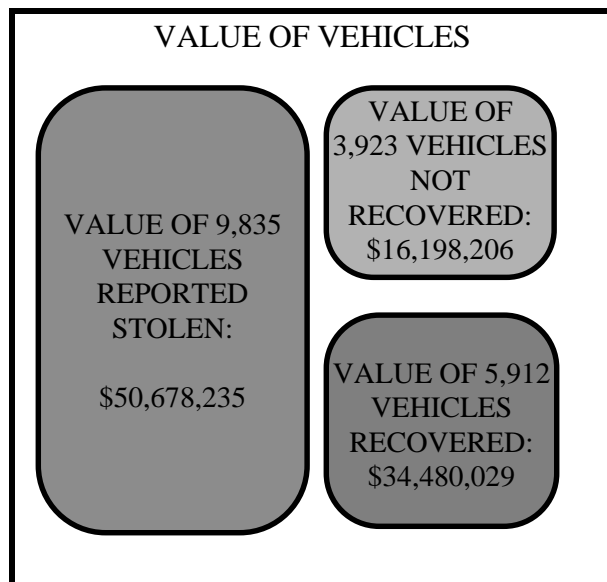
**AUTO THEFT WAS COMMITTED
EVERY 53 MINUTES, 26 SECONDS**

THE COST OF AUTO THEFT

The value of stolen vehicles as well as recovered and non-recovered vehicles is shown in the chart below.

Of the 9,835 vehicles stolen, 60.0% were recovered. These figures do not include vehicles stolen out of state and recovered in Kentucky.

A breakdown, by type of vehicles stolen, is shown in the chart below. Cars include automobiles, taxi cabs, and other passenger vehicles. Other vehicles stolen include motorcycles, motor scooters, trailbikes, mopeds, etc.



ARSON

DEFINITION

Arson includes any willful or malicious burning or attempt to burn (with or without intent to defraud) a residence, public building, motor vehicle or aircraft, personal property of another, etc. Only fires determined to have been willfully or maliciously set are classified as arson.

NUMBER REPORTED	CLEARANCES	RATE
1,456	294	20%

The chart below shows the number of arsons by property classification, total arsons cleared, and the estimated value of property damage or destruction.

**ARSON WAS COMMITTED EVERY
6 HOURS, 6 MINUTES**

PROPERTY CLASSIFICATION	NUMBER OF OFFENSES	TOTAL OFFENSES CLEARED	ESTIMATED VALUE OF PROPERTY DAMAGED
Single Occupancy Residential (Houses, Townhouses, Duplexes, etc.)	516	85	5,043,846.00
Other Residential (Apartments, Flats, Hotels, Motels, Dorms, etc.)	129	57	186,386.25
Storage (Barns, Garages, Warehouses, etc.)	147	33	1,508,575.88
Industrial/Manufacturing	9	1	10,860.00
Other Commercial (Stores, Restaurants, Offices, etc.)	77	11	1,501,747.00
Community/Public (Churches, Jails, Schools, Colleges, Hospitals, etc.)	94	21	108,011.65
All Other Structures (Outbuildings, Monuments, Buildings under Construction, etc.)	44	0	234,745.50
TOTAL STRUCTURE	1,016	208	8,594,172.28
Motor Vehicles (Autos, Trucks, Buses, Motorcycles, etc.)	272	24	428,787.75
Other Mobile Property (Trailers, Recreational Vehicles, Airplanes, Boats, etc.)	41	3	291,595.50
TOTAL MOBILE	313	27	720,383.25
TOTAL OTHER (fences, crops, timber, etc.)	127	59	30,891.72
GRAND TOTAL	1,456	294	9,345,447.25